



ICAR
BUDGET BOOK
2018-19

NON-PLAN



INDIAN COUNCIL OF AGRICULTURAL RESEARCH
NEW DELHI

e-book

ICAR
BUDGET BOOK
2018-19

NON-PLAN



Published by

INDIAN COUNCIL OF AGRICULTURAL RESEARCH

NEW DELHI

Compiled by
BUDGET SECTION
ICAR HEADQUARTERS

CONTENTS

Page No.

PART-I

BUDGET AT A GLANCE

| | | |
|----|--|---|
| 1. | Introduction | 3 |
| 2. | Receipts from DARE Grant No.2 – Payment to Indian Council of Agricultural Research | 4 |
| 3. | Resources/Summary of Budget Proposals | 8 |
| 4. | Anticipated Expenditure | |

PART-II

| | | |
|----|--|----|
| 5. | Revenue Receipts Targets and Achievements | 13 |
| 6. | Revenue Receipts (Actually Generated during the last Four years) | 16 |

PART-III - A

| | | |
|-----|---|----|
| 7. | Abstract of Actuals & Allocations | 27 |
| 8. | Discipline-wise Summary of Actuals 2016-17 | 29 |
| 9. | Discipline-wise Summary of BE 2017-18 Allocations | 30 |
| 10. | Discipline-wise Summary of RE 2017-18 Allocations | 31 |
| 11. | Discipline-wise Summary of BE 2018-19 Allocations | 32 |

PART-III-B

| | | |
|-----|--|----|
| 12. | Institute-wise Abstract of Actuals (2016-17) and Allocations (2017-18 & 2018-19) | 33 |
|-----|--|----|

PART-IV

| | | |
|-----|--|----|
| 13. | Detailed Institute-wise Actual Expenditure 2016-17 | 41 |
|-----|--|----|

PART-V

| | | |
|-----|---|----|
| 14. | Detailed Head-wise Budget Estimates 2017-18 | 49 |
|-----|---|----|

PART-VI

| | | |
|-----|---|-----|
| 15. | Component wise-wise Revised Estimates 2017-18 | 121 |
|-----|---|-----|

PART-VII

16. Component wise-wise Budget Estimates 2018-19 185

PART-VIII

17. Summary of Cadre Strength of Scientists and other Categories 225

PART-IX

18. List of Abbreviations used for Institutes, National Research Centers, Project Directorates, Publications & Information Division, ASRB and ICAR Headquarters

PART – I

BUDGET AT A GLANCE

INTRODUCTION

The Indian Council of Agricultural Research (ICAR) is an autonomous organization at the national level responsible for the organization and management of research, education and extension in the field of agriculture, animal sciences and fisheries. The ICAR operates national research and training network consisting of a number of diversified institutions, viz. Central Research Institutes (CRIs), National Research Centers (NRCs), Project Directorates (PDs), Project Coordinating Units (PCUs), etc. The ICAR has, thus, been instrumental in the establishment of innovative institutions for higher education, research and extension training. It has provided not only developmental assistance and technical guidance but has helped in developing appropriate institutional models and research strategies.

In the furtherance of its objectives, the ICAR receives budgetary support from the Government under the bye-laws of the ICAR, by way of :-

- (i) Government of India grants;
- (ii) Proceeds from the Agricultural Produce Cess Act; and
- (iii) Other sources (Internal Resource Generation)

Due to merger of Plan & Non-Plan Budget from the year 2017-18, the Government's classification will be done on Revenue and Capital. The total expenditure to be met out of the Government of India grants has been divided in three components under Grant for Creation of Capital Assets, Grant-in-Aid-Salary & Grant-in-Aid General including Pension in respect of various subject matter division in Part-II to VII. (Volume – I).

Part-VIII gives summary of the cadre strength of Scientists and other categories.

MINISTRY OF AGRICULTURE AND FARMERS' WELFARE

DEMAND NO. 2

Department of Agricultural Research and Education

A. The Budget allocations, net of recoveries, are given below:

| | Actual 2016-2017 | | | Budget 2017-2018 | | | Revised 2017-2018 | | | Budget 2018-2019 | | |
|--|------------------|------------|----------------|------------------|------------|----------------|-------------------|------------|----------------|------------------|------------|----------------|
| | Revenue | Capital | Total | Revenue | Capital | Total | Revenue | Capital | Total | Revenue | Capital | Total |
| <i>Gross</i> | 5995.21 | ... | 5995.21 | 6800.00 | ... | 6800.00 | 6992.00 | ... | 6992.00 | 7800.00 | ... | 7800.00 |
| <i>Recoveries</i> | -265.96 | ... | -265.96 | ... | ... | ... | ... | ... | ... | ... | ... | ... |
| <i>Receipts</i> | ... | ... | ... | ... | ... | ... | ... | ... | ... | ... | ... | ... |
| Net | 5729.25 | ... | 5729.25 | 6800.00 | ... | 6800.00 | 6992.00 | ... | 6992.00 | 7800.00 | ... | 7800.00 |
| CENTRE'S EXPENDITURE | | | | | | | | | | | | |
| I Establishment Expenditure of the Centre | | | | | | | | | | | | |
| 1. Secretariat | 5.89 | ... | 5.89 | 6.53 | ... | 6.53 | 7.09 | ... | 7.09 | 6.24 | ... | 6.24 |
| | 7.22 | ... | 7.22 | 7.45 | ... | 7.45 | 7.36 | ... | 7.36 | 8.06 | ... | 8.06 |
| Total -Secretariat | 13.11 | ... | 13.11 | 13.98 | ... | 13.98 | 14.45 | ... | 14.45 | 14.30 | ... | 14.30 |
| II Central Sector Schemes/Projects | | | | | | | | | | | | |
| 2. Agricultural Extension | 753.86 | ... | 753.86 | 220.11 | ... | 220.11 | 220.11 | ... | 220.11 | 228.17 | ... | 228.17 |
| | ... | ... | ... | 12.40 | ... | 12.40 | 12.40 | ... | 12.40 | 13.64 | ... | 13.64 |
| Total -Agricultural Extension | 753.86 | ... | 753.86 | 232.51 | ... | 232.51 | 232.51 | ... | 232.51 | 241.81 | ... | 241.81 |
| 3. Agricultural Engineering | 190.86 | ... | 190.86 | 40.97 | ... | 40.97 | 40.97 | ... | 40.97 | 98.12 | ... | 98.12 |
| | ... | ... | ... | 1.71 | ... | 1.71 | 1.71 | ... | 1.71 | 1.88 | ... | 1.88 |
| Total -Agricultural Engineering | 190.86 | ... | 190.86 | 42.68 | ... | 42.68 | 42.68 | ... | 42.68 | 100.00 | ... | 100.00 |

(In crores of Rupees)

| | Actual 2016-2017 | | | Budget 2017-2018 | | | Revised 2017-2018 | | | Budget 2018-2019 | | |
|---|------------------|------------|----------------|------------------|------------|---------------|-------------------|------------|---------------|------------------|------------|---------------|
| | Revenue | Capital | Total | Revenue | Capital | Total | Revenue | Capital | Total | Revenue | Capital | Total |
| Management of Natural Resources | | | | | | | | | | | | |
| 4. Natural Resource Management Institutes including Agro Forestry Research | 610.24 | ... | 610.24 | 140.68 | ... | 140.68 | 140.68 | ... | 140.68 | 144.69 | ... | 144.69 |
| | ... | ... | ... | 27.00 | ... | 27.00 | 27.00 | ... | 27.00 | 29.70 | ... | 29.70 |
| Total -Natural Resource Management Institutes including Agro Forestry Research | 610.24 | ... | 610.24 | 167.68 | ... | 167.68 | 167.68 | ... | 167.68 | 174.39 | ... | 174.39 |
| 5. Climate Resilient Agriculture Initiative | 70.00 | ... | 70.00 | 43.00 | ... | 43.00 | 43.00 | ... | 43.00 | 44.30 | ... | 44.30 |
| | ... | ... | ... | 7.00 | ... | 7.00 | 7.00 | ... | 7.00 | 7.70 | ... | 7.70 |
| Total -Climate Resilient Agriculture Initiative | 70.00 | ... | 70.00 | 50.00 | ... | 50.00 | 50.00 | ... | 50.00 | 52.00 | ... | 52.00 |
| Crop Sciences | | | | | | | | | | | | |
| 6. Crop Science | 1347.93 | ... | 1347.93 | 385.71 | ... | 385.71 | 397.96 | ... | 397.96 | 746.25 | ... | 746.25 |
| | ... | ... | ... | 1.70 | ... | 1.70 | 1.70 | ... | 1.70 | 53.75 | ... | 53.75 |
| Total -Crop Science | 1347.93 | ... | 1347.93 | 387.41 | ... | 387.41 | 399.66 | ... | 399.66 | 800.00 | ... | 800.00 |
| 7. Horticultural Science | 522.29 | ... | 522.29 | 150.06 | ... | 150.06 | 150.06 | ... | 150.06 | 194.68 | ... | 194.68 |
| | ... | ... | ... | 4.84 | ... | 4.84 | 4.84 | ... | 4.84 | 5.32 | ... | 5.32 |
| Total -Horticultural Science | 522.29 | ... | 522.29 | 154.90 | ... | 154.90 | 154.90 | ... | 154.90 | 200.00 | ... | 200.00 |
| 8. National Agricultural Science Fund | 35.00 | ... | 35.00 | 48.80 | ... | 48.80 | 36.55 | ... | 36.55 | 50.75 | ... | 50.75 |
| Animal Sciences | | | | | | | | | | | | |
| 9. Animal Science | 811.05 | ... | 811.05 | 261.62 | ... | 261.62 | 261.62 | ... | 261.62 | 388.61 | ... | 388.61 |
| | ... | ... | ... | 10.35 | ... | 10.35 | 10.35 | ... | 10.35 | 11.39 | ... | 11.39 |
| Total -Animal Science | 811.05 | ... | 811.05 | 271.97 | ... | 271.97 | 271.97 | ... | 271.97 | 400.00 | ... | 400.00 |

| | Actual 2016-2017 | | | Budget 2017-2018 | | | Revised 2017-2018 | | | Budget 2018-2019 | | | |
|--|------------------|----------------|-------|------------------|----------------|-------|-------------------|----------------|-------|------------------|----------------|-------|----------------|
| | Revenue | Capital | Total | Revenue | Capital | Total | Revenue | Capital | Total | Revenue | Capital | Total | |
| 10. Fisheries Science | 2415 | 395.40 | ... | 395.40 | 114.85 | ... | 114.85 | 114.85 | ... | 114.85 | 169.59 | ... | 169.59 |
| 2552 | ... | ... | ... | 1.00 | ... | ... | 1.00 | 1.00 | ... | 1.10 | ... | ... | 1.10 |
| Total -Fisheries Science | | 395.40 | ... | 395.40 | 115.85 | ... | 115.85 | 115.85 | ... | 115.85 | 170.69 | ... | 170.69 |
| Agricultural Education | | | | | | | | | | | | | |
| 11. Agricultural Universities and Institutions | 2415 | 660.79 | ... | 660.79 | 633.37 | ... | 633.37 | 628.37 | ... | 628.37 | 651.70 | ... | 651.70 |
| 2552 | ... | ... | ... | 30.00 | ... | ... | 30.00 | 30.00 | ... | 30.00 | 33.00 | ... | 33.00 |
| Total -Agricultural Universities and Institutions | | 660.79 | ... | 660.79 | 663.37 | ... | 663.37 | 658.37 | ... | 658.37 | 684.70 | ... | 684.70 |
| 12. Economic Statistics and Management | 2415 | 65.50 | ... | 65.50 | 31.29 | ... | 31.29 | 31.29 | ... | 31.29 | 32.54 | ... | 32.54 |
| 13. National Agricultural Higher Education Project | | ... | ... | ... | ... | ... | ... | 5.00 | ... | 5.00 | 7.89 | ... | 7.89 |
| Total -Central Sector Schemes/Projects | | 5462.92 | ... | 5462.92 | 2166.46 | ... | 2166.46 | 2166.46 | ... | 2166.46 | 2914.77 | ... | 2914.77 |
| III Other Central Sector Expenditure | | | | | | | | | | | | | |
| b Autonomous Bodies | | | | | | | | | | | | | |
| 14. ICAR Headquarters | 2552 | 319.21 | ... | 319.21 | 4275.56 | ... | 4275.56 | 4467.09 | ... | 4467.09 | 4467.37 | ... | 4467.37 |
| | | ... | ... | ... | 107.00 | ... | 107.00 | 107.00 | ... | 107.00 | 132.00 | ... | 132.00 |
| | | 319.21 | ... | 319.21 | 4382.56 | ... | 4382.56 | 4574.09 | ... | 4574.09 | 4599.37 | ... | 4599.37 |
| 15. Central Agricultural Universities | 2415 | 198.56 | ... | 198.56 | 115.00 | ... | 115.00 | 115.50 | ... | 115.50 | 136.00 | ... | 136.00 |
| 2552 | ... | ... | ... | 120.00 | ... | ... | 120.00 | 120.00 | ... | 120.00 | 134.00 | ... | 134.00 |
| | | 198.56 | ... | 198.56 | 235.00 | ... | 235.00 | 235.50 | ... | 235.50 | 270.00 | ... | 270.00 |

| | 2415 | Actual 2016-2017 | | | Budget 2017-2018 | | | Revised 2017-2018 | | | Budget 2018-2019 | | |
|---|------|------------------|---------|----------------|------------------|---------|----------------|-------------------|---------|----------------|------------------|---------|----------------|
| | | Revenue | Capital | Total | Revenue | Capital | Total | Revenue | Capital | Total | Revenue | Capital | Total |
| 16. National Academy of Agricultural Sciences | | 1.41 | ... | 1.41 | 2.00 | ... | 2.00 | 1.50 | ... | 1.50 | 1.56 | ... | 1.56 |
| Total -Autonomous Bodies | | 519.18 | ... | 519.18 | 4619.56 | ... | 4619.56 | 4811.09 | ... | 4811.09 | 4870.93 | ... | 4870.93 |
| Others | | | | | | | | | | | | | |
| 17. Actual Recoveries | | -265.96 | ... | -265.96 | ... | ... | ... | ... | ... | ... | ... | ... | ... |
| Grand Total - | | 5729.25 | ... | 5729.25 | 6800.00 | ... | 6800.00 | 6992.00 | ... | 6992.00 | 7800.00 | ... | 7800.00 |
| B. Developmental Heads | | | | | | | | | | | | | |
| Economic Services | | | | | | | | | | | | | |
| 1. Agricultural Research and Education | | 5722.03 | ... | 5722.03 | 6469.55 | ... | 6469.55 | 6661.64 | ... | 6661.64 | 7368.46 | ... | 7368.46 |
| 2. Secretariat-Economic Services | | 7.22 | ... | 7.22 | 7.45 | ... | 7.45 | 7.36 | ... | 7.36 | 8.06 | ... | 8.06 |
| Total -Economic Services | | 5729.25 | ... | 5729.25 | 6477.00 | ... | 6477.00 | 6669.00 | ... | 6669.00 | 7376.52 | ... | 7376.52 |
| Others | | | | | | | | | | | | | |
| 3. North Eastern Areas | | ... | ... | ... | 323.00 | ... | 323.00 | 323.00 | ... | 323.00 | 423.48 | ... | 423.48 |
| Total-Others | | ... | ... | ... | 323.00 | ... | 323.00 | 323.00 | ... | 323.00 | 423.48 | ... | 423.48 |
| Total - | | 5729.25 | ... | 5729.25 | 6800.00 | ... | 6800.00 | 6992.00 | ... | 6992.00 | 7800.00 | ... | 7800.00 |

RESOURCES

The Govt. Grant allocated to Indian Council of Agricultural Research during 2016-17, 2017-18 & 2018-19 is summarized as under:

| | Actuals 2016-17 [#] | B.E. 2017-18 | R.E. 2017-18 | B.E. 2018-19 |
|--------------------|------------------------------|--------------|--------------|--------------|
| Unified Budget | 573519.95 | 654902.00 | 674055.00 | 751414.00 |
| Grand Total | | | | |

The "Actuals 2016-17" exhibits the figures of actual expenditure as per the Consolidated Annual Accounts 2016-17 of ICAR (including Plan & Non-Plan)

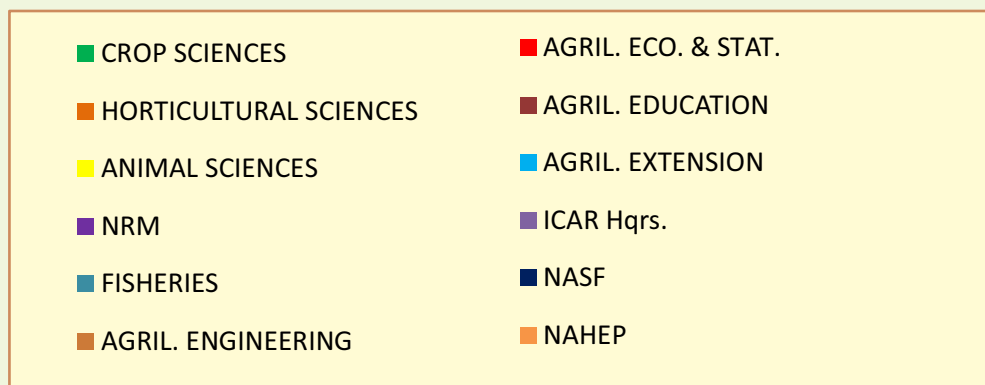
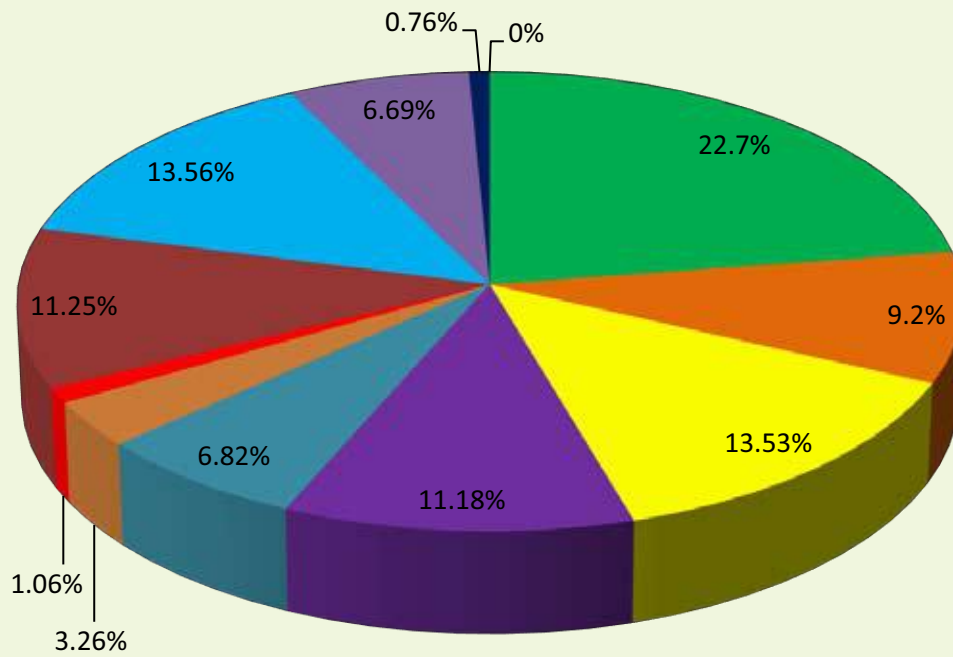
The details of Govt. Grant and ICAR's internal resources available excluding AP Cess are as follows:

| | B.E. 2017-18 (Unified Budget) | R.E. 2017-18 (Unified Budget) | B.E. 2018-19 (Unified Budget) |
|--|----------------------------------|----------------------------------|----------------------------------|
| Govt. Grant (DARE+ICAR) | 680000.00 | 699200.00 | 780000.00 |
| Less: allocation for DARE | 25098.00 | 25145.00 | 28586.00 |
| Allocation for ICAR | 654902.00 | 674055.00 | 751414.00 |
| RESOURCES AVAILABLE* | | | |
| A. Govt. Grant for ICAR | 654902.00 | 674055.00 | 751414.00 |
| B. (i) Estimated Revenue Receipts | 6753.29 | 17331.37 | 20013.90 |
| (ii) Interest earned on short term deposits of surplus funds by all respective Institutes/ NRCs/PDs/ASRB/P & I etc. | 1964.46 | 10183.88 | 5168.38 |
| (iii) Recoveries of Loans and Advances (Principal Amount) | 993.85 | 1255.80 | 815.76 |
| Grand Total (A + B) | 661655.29 | 702826.05 | 777412.04 |

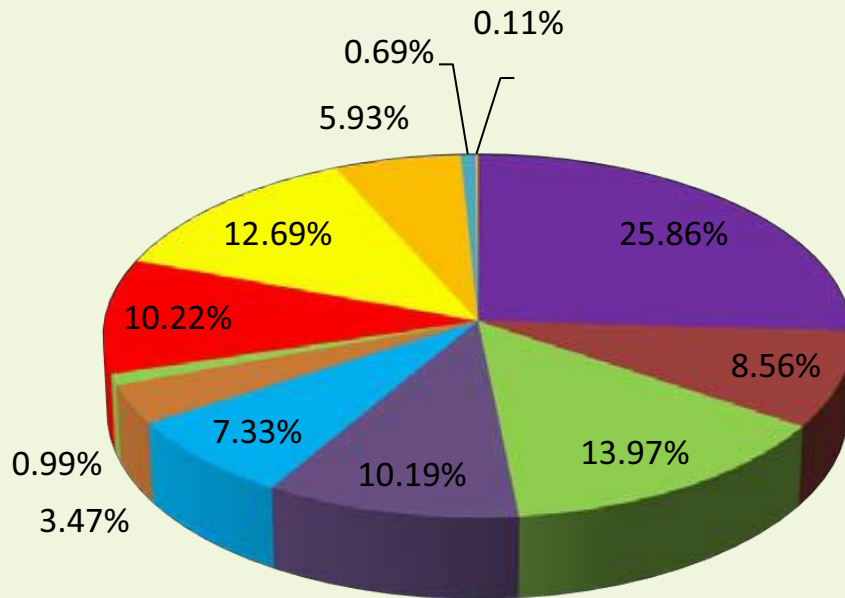
* Resources other than Govt. Grant projected in RE 2017-18 and BE 2018-19 are estimated figures

-* Allocation of AP cess included in DARE's allocation

BE 2017-18

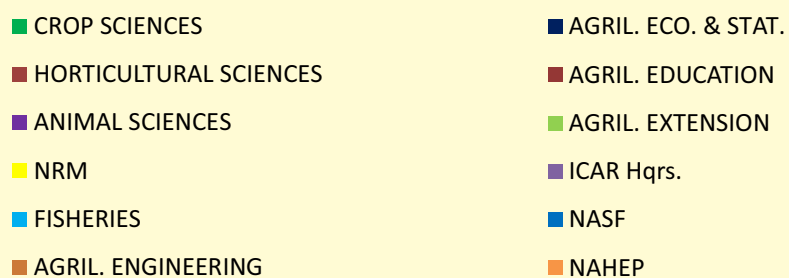
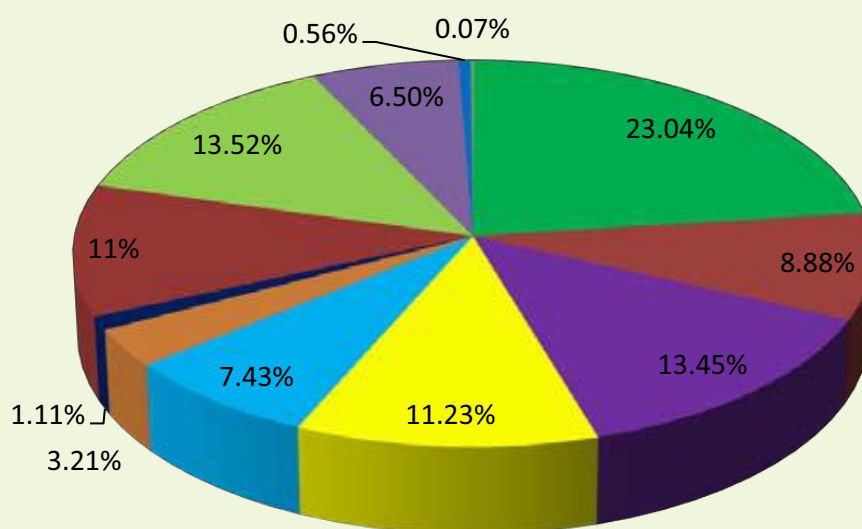


BE 2018-19



- | | |
|--------------------------|-----------------------|
| ■ CROP SCIENCES | ■ AGRIL. ECO. & STAT. |
| ■ HORTICULTURAL SCIENCES | ■ AGRIL. EDUCATION |
| ■ ANIMAL SCIENCES | ■ AGRIL. EXTENSION |
| ■ NRM | ■ ICAR Hqrs. |
| ■ FISHERIES | ■ NASF |
| ■ AGRIL. ENGINEERING | ■ NAHEP |

RE 2017-18



PART – II

REVENUE RECEIPTS TARGETS AND ACHIEVEMENTS

**DIVISION WISE BREAK UP OF REVENUE RECEIPTS TARGETS AND
ACTUAL ACHIEVEMENT AS PER
SH. 8-SALES/SERVICES, SH. 10-FEE/SUBSCRIPTION & SH.
12- ROYALTY/PUBLICATION ONLY**

(₹ In lakhs)

| S. NO. | Name of the Division | Revenue Receipts | |
|--------|--|-----------------------------|---------------------|
| | | Achievements for 2017-18 | Targets 2018-19* |
| 01 | Crop Science | 1221.63 | 1465.96 |
| 02 | Horticultural Science | 1368.50 | 1642.20 |
| 03 | Animal Science | 2203.87 | 2644.65 |
| 04 | Natural Resource Management | 1159.76 | 1391.71 |
| 05 | Fisheries Science | 351.63 | 421.96 |
| 06 | Agricultural Engineering | 273.88 | 328.65 |
| 07 | Agricultural Economics and Statistics | 34.03 | 40.83 |
| 08 | Agricultural Education | 155.08 | 186.09 |
| 09 | Agricultural Extension | 0.29 | 0.35 |
| 10 | Agricultural Scientists' Recruitment Board | 700.23 | 840.28 |
| 11 | Publication & Information Division (D-KMA) | 29.14 | 34.97 |
| 12 | ICAR Headquarters, New Delhi(IPR) | 0.00 | 0.00 |
| | TOTAL REVENUE RECEIPTS AND TARGETED RECEIPTS: | 7498.04 | 8997.64 |

* This include Income from Sales of Farm produce/livestock, Income from Services, Fee/Subscriptions and Income from Royalty, Publications etc.

**ACTUAL ACHIEVEMENTS DURING 2017-18 UNDER SCHEDULES-8 (INCOME FROM SALES/SERVICES),
SCHEDULE-10 (FEES/SUBSCRIPTIONS), SCHEDULE-12 (INCOME FROM ROYALTY)**

(Rs. In lakh)

| S.No. | Name of Institute | Actual Achievements for the year 2017-18 | | | | Revenue Generation Targets for 2018-19 | | | |
|----------------------|--|--|---------------------|------------------------|--------|--|---------------------|------------------------|--------|
| | | Sch. 8 | Sch. 10 | Sch. 12 | Total | Sch. 8 | Sch. 10 | Sch. 12 | Total |
| | | Sales & Services | Fees / Subscription | Royalty / Publications | | Sales & Services | Fees / Subscription | Royalty / Publications | |
| CROP SCIENCES | | | | | | | | | |
| 1 | CICR, NAGPUR | 29.92 | 0.00 | 0.00 | 29.92 | 35.91 | 0.00 | 0.00 | 35.91 |
| 2 | CRIJAF, BARRACKPORE | 37.73 | 0.31 | 10.39 | 48.42 | 45.27 | 0.37 | 12.46 | 58.11 |
| 3 | CRRI, CUTTACK | 38.26 | 5.20 | 0.00 | 43.46 | 45.91 | 6.24 | 0.00 | 52.15 |
| 4 | CTRI, RAJAHMUNDRY | 149.30 | 0.14 | 0.01 | 149.45 | 179.16 | 0.17 | 0.01 | 179.34 |
| 5 | IARI, NEW DELHI | 184.01 | 25.54 | 0.02 | 209.56 | 220.81 | 30.64 | 0.02 | 251.47 |
| 6 | IGFRI, JHANSI | 56.86 | 3.58 | 0.13 | 60.57 | 68.24 | 4.30 | 0.15 | 72.69 |
| 7 | IIPR, KANPUR | 33.56 | 0.17 | 0.78 | 34.51 | 40.27 | 0.21 | 0.93 | 41.41 |
| 8 | IISR, LUCKNOW | 120.32 | 0.00 | 0.13 | 120.45 | 144.39 | 0.00 | 0.15 | 144.54 |
| 9 | NBAIM, MAU | 4.66 | 0.00 | 2.50 | 7.15 | 5.59 | 0.00 | 3.00 | 8.58 |
| 10 | NBPGR, NEW DELHI | 82.34 | 0.00 | 0.00 | 82.34 | 98.81 | 0.00 | 0.00 | 98.81 |
| 11 | SBI, COIMBATORE | 53.01 | 0.00 | 1.08 | 54.10 | 63.62 | 0.00 | 1.30 | 64.92 |
| 12 | VPKAS, ALMORA | 10.86 | 0.12 | 4.95 | 15.93 | 13.03 | 0.14 | 5.94 | 19.11 |
| 13 | Dte. OF GROUNDNUT RESEARCH, JUNAGADH | 17.70 | 0.00 | 0.00 | 17.70 | 21.24 | 0.00 | 0.00 | 21.24 |
| 14 | Dte. OF RAPESEED & MUSTARD RESEARCH, BHARATPUR | 44.90 | 0.00 | 0.00 | 44.90 | 53.88 | 0.00 | 0.00 | 53.88 |

(Rs. In lakh)

| S.No. | Name of Institute | Actual Achievements for the year 2017-18 | | | Revenue Generation Targets for 2018-19 | | | | |
|-------------------------------|---|--|--------------|--------------|--|----------------|--------------|--------------|----------------|
| | | Sch. 8 | Sch. 10 | Sch. 12 | Total | Sch. 8 | Sch. 10 | Sch. 12 | Total |
| 15 | Dte. OF SORGHUM RESEARCH, HYDERABAD | 47.95 | 0.00 | 0.00 | 47.95 | 57.54 | 0.00 | 0.00 | 57.54 |
| 16 | Dte. OF SOYBEAN RESEARCH, INDORE | 20.07 | 2.75 | 0.00 | 22.82 | 24.09 | 3.30 | 0.00 | 27.39 |
| 17 | NRC INT.PEST MANAGEMENT, NEW DELHI | 0.25 | 0.40 | 2.65 | 3.29 | 0.30 | 0.48 | 3.17 | 3.95 |
| 18 | NRC ON PLANT BIOTEC., NEW DELHI | 8.08 | 0.00 | 0.00 | 8.08 | 9.69 | 0.00 | 0.00 | 9.69 |
| 19 | NBAIR, BANGALORE | 18.07 | 3.71 | 0.07 | 21.85 | 21.68 | 4.45 | 0.08 | 26.22 |
| 20 | INDIAN INSTITUTE OF MAIZE RESEARCH, NEW DELHI | 40.47 | 1.23 | 0.00 | 41.70 | 48.57 | 1.48 | 0.00 | 50.05 |
| 21 | INDIAN INSTITUTE OF OILSEED RESEARCH, HYDERABAD | 21.93 | 0.00 | 0.29 | 22.22 | 26.32 | 0.00 | 0.35 | 26.66 |
| 22 | Dte. OF RICE RESEARCH, HYDERABAD | 4.37 | 0.00 | 0.42 | 4.79 | 5.24 | 0.00 | 0.50 | 5.75 |
| 23 | INDIAN INSTITUTE OF WHEAT & BARLEY RESEARCH, KARNAL | 77.34 | 1.38 | 0.00 | 78.72 | 92.81 | 1.65 | 0.00 | 94.46 |
| 24 | Dte. OF SEED RESEARCH, MAU | 27.34 | 0.00 | 0.00 | 27.34 | 32.80 | 0.00 | 0.00 | 32.80 |
| 25 | IIAB, RANCHI | 0.45 | 0.00 | 0.00 | 0.45 | 0.53 | 0.00 | 0.00 | 0.53 |
| 26 | NIBSM, RAIPUR | 23.94 | 0.02 | 0.00 | 23.96 | 28.73 | 0.02 | 0.00 | 28.75 |
| TOTAL : CROP SCIENCES | | 1153.68 | 44.54 | 23.41 | 1221.63 | 1384.42 | 53.44 | 28.09 | 1465.96 |
| HORTICULTURAL SCIENCES | | | | | | 0.00 | 0.00 | 0.00 | 0.00 |
| 27 | CARI, PORT BLAIR | 27.42 | 1.12 | 0.00 | 28.54 | 32.90 | 1.35 | 0.00 | 34.25 |
| 28 | CIAH, BIKANER | 29.76 | 0.98 | 0.00 | 30.74 | 35.72 | 1.18 | 0.00 | 36.89 |

(Rs. In lakh)

| S.No. | Name of Institute | Actual Achievements for the year 2017-18 | | | Revenue Generation Targets for 2018-19 | | | | |
|-------|--|--|---------|---------|--|--------|---------|---------|--------|
| | | Sch. 8 | Sch. 10 | Sch. 12 | Total | Sch. 8 | Sch. 10 | Sch. 12 | Total |
| 29 | CISH, LUCKNOW | 45.17 | 0.00 | 0.52 | 45.69 | 54.21 | 0.00 | 0.63 | 54.83 |
| 30 | CITH, SRINAGAR | 63.45 | 0.23 | 0.00 | 63.68 | 76.14 | 0.27 | 0.00 | 76.42 |
| 31 | CPCRI, KASARAGOD | 273.05 | 4.95 | 0.61 | 278.62 | 327.66 | 5.95 | 0.73 | 334.34 |
| 32 | CPRI, SIMLA | 193.25 | 3.00 | 0.54 | 196.79 | 231.90 | 3.60 | 0.65 | 236.15 |
| 33 | CTCRI, THIRUVANTHAPURAM | 20.69 | 0.00 | 0.51 | 21.19 | 24.82 | 0.00 | 0.61 | 25.43 |
| 34 | IIHR, BANGALORE | 83.11 | 8.20 | 7.31 | 98.63 | 99.74 | 9.84 | 8.78 | 118.36 |
| 35 | IISR, CALICUT | 72.95 | 0.00 | 0.52 | 73.47 | 87.54 | 0.00 | 0.62 | 88.17 |
| 36 | IIVR, VARANASI | 45.50 | 0.01 | 1.19 | 46.70 | 54.60 | 0.01 | 1.43 | 56.04 |
| 37 | NRC BANANA, TIRUCHIRAPALLI | 29.34 | 2.70 | 0.23 | 32.28 | 35.21 | 3.24 | 0.28 | 38.73 |
| 38 | Dte. OF CASHW RESEARCH, PUTTUR | 187.12 | 0.00 | 0.09 | 187.21 | 224.54 | 0.00 | 0.11 | 224.65 |
| 39 | CENTRAL CITRUS RESEARCH INSTITUTE, NAGPUR | 39.58 | 0.00 | 1.78 | 41.37 | 47.50 | 0.00 | 2.14 | 49.64 |
| 40 | NRC GRAPES, PUNE | 76.07 | 0.90 | 0.55 | 77.53 | 91.29 | 1.08 | 0.66 | 93.03 |
| 41 | Dte. OF MED. & ARO. PLANTS RESEARCH, ANAND | 4.38 | 0.00 | 0.00 | 4.38 | 5.26 | 0.00 | 0.00 | 5.26 |
| 42 | Dte. OF MUSHROOM RESEARCH, SOLAN | 50.42 | 0.00 | 3.28 | 53.69 | 60.50 | 0.00 | 3.93 | 64.43 |
| 43 | INDIAN INSTITUTE OF OILPALM RESEARCH, PEDAVEGI | 51.00 | 0.00 | 0.21 | 51.21 | 61.20 | 0.00 | 0.25 | 61.45 |
| 44 | Dte. OF ONION & GARLIC RESEARCH, PUNE | 3.67 | 0.45 | 0.98 | 5.10 | 4.41 | 0.54 | 1.17 | 6.12 |
| 45 | NRC ORCHIDS, SIKKIM | 0.38 | 0.00 | 0.00 | 0.38 | 0.46 | 0.00 | 0.00 | 0.46 |

(Rs. In lakh)

| S.No. | Name of Institute | Actual Achievements for the year 2017-18 | | | | Revenue Generation Targets for 2018-19 | | | |
|-------|---|--|--------------|--------------|----------------|--|--------------|--------------|----------------|
| | | Sch. 8 | Sch. 10 | Sch. 12 | Total | Sch. 8 | Sch. 10 | Sch. 12 | Total |
| 46 | NRC SEED SPICES, AJMER | 7.89 | 0.00 | 0.00 | 7.89 | 9.46 | 0.00 | 0.00 | 9.46 |
| 47 | NRC LITCHI, MUZAFFARPUR | 11.44 | 0.42 | 0.11 | 11.97 | 13.73 | 0.50 | 0.13 | 14.37 |
| 48 | NRC POMEGRANATE, SOLAPUR | 8.15 | 1.46 | 1.73 | 11.34 | 9.78 | 1.75 | 2.07 | 13.61 |
| 49 | Dte. OF FLORICULTURE, NEW DELHI | 0.10 | 0.00 | 0.00 | 0.10 | 0.12 | 0.00 | 0.00 | 0.12 |
| | TOTAL : HORTICULTURAL SCIENCES | 1323.91 | 24.42 | 20.16 | 1368.50 | 1588.69 | 29.31 | 24.20 | 1642.20 |
| | NATURAL RESOURCE MANAGEMENT | | | | | 0.00 | 0.00 | 0.00 | 0.00 |
| 50 | CAZRI, JODHPUR | 34.91 | 0.00 | 0.00 | 34.91 | 41.90 | 0.00 | 0.00 | 41.90 |
| 51 | CRIDA, HYDERABAD | 20.53 | 1.71 | 0.06 | 22.30 | 24.64 | 2.05 | 0.08 | 26.76 |
| 52 | INDIAN INSTITUTE OF SOIL & WATER CONSERVATION, DEHRADUN | 124.20 | 0.08 | 0.25 | 124.53 | 149.04 | 0.09 | 0.30 | 149.43 |
| 53 | CSSRI, KARNAL | 74.77 | 1.70 | 0.01 | 76.48 | 89.73 | 2.04 | 0.01 | 91.77 |
| 54 | ICAR RES. COM. NEH REGION, BARAPANI | 419.93 | 51.61 | 1.69 | 473.23 | 503.91 | 61.94 | 2.03 | 567.88 |
| 55 | ICAR RES. COM. EASTERN REG., PATNA | 60.17 | 2.96 | 0.01 | 63.14 | 72.21 | 3.55 | 0.01 | 75.76 |
| | NRC ON INTEGRATED FARMING, MOTIHARI | 0.54 | 0.00 | 0.00 | 0.54 | 0.65 | 0.00 | 0.00 | 0.65 |
| 56 | ICAR RES. COMPLEX, GOA | 58.11 | 0.50 | 0.01 | 58.62 | 69.73 | 0.60 | 0.02 | 70.35 |
| 57 | IISS, BHOPAL | 25.73 | 0.43 | 41.50 | 67.66 | 30.87 | 0.52 | 49.80 | 81.19 |
| 58 | NBSS & LUP, NAGPUR | 2.59 | 0.00 | 4.24 | 6.83 | 3.11 | 0.00 | 5.09 | 8.20 |

(Rs. In lakh)

| S.No. | Name of Institute | Actual Achievements for the year 2017-18 | | | Revenue Generation Targets for 2018-19 | | | | |
|---|--|--|--------------|--------------|--|----------------|--------------|--------------|----------------|
| | | Sch. 8 | Sch. 10 | Sch. 12 | Total | Sch. 8 | Sch. 10 | Sch. 12 | Total |
| 59 | NIASM, BARAMATI | 10.29 | 4.94 | 0.08 | 15.31 | 12.35 | 5.93 | 0.10 | 18.38 |
| 60 | INDIAN INSTITUTE OF WATER MANAGEMENT, BHUBANESWAR | 21.13 | 0.00 | 0.00 | 21.13 | 25.36 | 0.00 | 0.00 | 25.36 |
| 61 | CARI (NRC AGROFORESTRY), JHANSI | 16.62 | 0.00 | 0.02 | 16.64 | 19.95 | 0.00 | 0.02 | 19.96 |
| 62 | Dte. OF WEED SCIENCE RESEARCH, JABALPUR | 137.76 | 2.40 | 0.24 | 140.40 | 165.32 | 2.88 | 0.29 | 168.48 |
| 63 | INDIAN INSTITUTE OF FARMING SYSTEM RESEARCH, MODIPURAM | 37.75 | 0.19 | 0.09 | 38.03 | 45.30 | 0.23 | 0.10 | 45.63 |
| TOTAL : NRM | | 1045.05 | 66.53 | 48.18 | 1159.76 | 1254.06 | 79.83 | 57.82 | 1391.71 |
| AGRICULTURAL ENGINEERING | | | | | | 0.00 | 0.00 | 0.00 | 0.00 |
| 64 | CIAE, BHOPAL | 94.37 | 1.66 | 1.30 | 97.33 | 113.24 | 2.00 | 1.56 | 116.80 |
| 65 | CIPHET, LUDHIANA | 24.71 | 0.00 | 0.00 | 24.71 | 29.65 | 0.00 | 0.00 | 29.65 |
| 66 | CIRCOT, MUMBAI | 120.03 | 0.02 | 1.77 | 121.82 | 144.03 | 0.02 | 2.12 | 146.18 |
| 67 | (IINRG) ILRI, RANCHI | 19.39 | 0.00 | 0.16 | 19.55 | 23.27 | 0.00 | 0.19 | 23.46 |
| 68 | NIRJAFT (JTRL), KOLKATA | 10.48 | 0.00 | 0.00 | 10.48 | 12.57 | 0.00 | 0.00 | 12.57 |
| TOTAL : AGRICULTURAL ENGINEERING | | 268.97 | 1.68 | 3.23 | 273.88 | 322.76 | 2.02 | 3.87 | 328.65 |
| ANIMAL SCIENCES | | | | | | 0.00 | 0.00 | 0.00 | 0.00 |
| 69 | CARI, IZATNAGAR | 161.68 | 0.39 | 0.23 | 162.30 | 194.02 | 0.47 | 0.28 | 194.77 |
| 70 | CIRB, HISSAR | 340.94 | 0.26 | 0.00 | 341.19 | 409.12 | 0.31 | 0.00 | 409.43 |

(Rs. In lakh)

| S.No. | Name of Institute | Actual Achievements for the year 2017-18 | | | Revenue Generation Targets for 2018-19 | | | | |
|-------|-----------------------------|--|---------|---------|--|--------|---------|---------|--------|
| | | Sch. 8 | Sch. 10 | Sch. 12 | Total | Sch. 8 | Sch. 10 | Sch. 12 | Total |
| 71 | CIRG, MAKHDOOM | 77.26 | 2.63 | 0.67 | 80.57 | 92.72 | 3.15 | 0.81 | 96.68 |
| 72 | CSWRI, AVIKANAGAR | 127.35 | 0.30 | 0.05 | 127.70 | 152.82 | 0.36 | 0.06 | 153.24 |
| 73 | IVRI, BANGALORE | 19.24 | 0.00 | 0.00 | 19.24 | 23.08 | 0.00 | 0.00 | 23.08 |
| 74 | NIHSAD (HSADL),BHOPAL | 144.10 | 0.00 | 0.00 | 144.10 | 172.92 | 0.00 | 0.00 | 172.92 |
| 75 | IVRI, IZATNAGAR | 315.10 | 4.55 | 0.16 | 319.81 | 378.12 | 5.45 | 0.19 | 383.77 |
| 76 | IVRI, MUKTESWAR | 26.31 | 0.00 | 0.00 | 26.31 | 31.57 | 0.00 | 0.00 | 31.57 |
| 77 | NBAGR, KARNAL | 16.84 | 0.03 | 0.51 | 17.38 | 20.21 | 0.04 | 0.61 | 20.85 |
| 78 | NDRI, BANGALORE | 40.04 | 0.13 | 0.11 | 40.28 | 48.04 | 0.15 | 0.14 | 48.33 |
| 79 | NDRI, KARNAL | 444.60 | 69.58 | 0.60 | 514.78 | 533.53 | 83.50 | 0.72 | 617.74 |
| 80 | NIANP, BANGALORE | 9.15 | 0.30 | 0.50 | 9.95 | 10.98 | 0.36 | 0.60 | 11.94 |
| 81 | NRC CAMEL, BIKANER | 11.95 | 0.00 | 0.00 | 11.95 | 14.34 | 0.00 | 0.00 | 14.34 |
| 82 | NRC EQUINES, HISSAR | 59.25 | 0.00 | 0.18 | 59.43 | 71.10 | 0.00 | 0.21 | 71.31 |
| 83 | NRC MEAT, HYDERABAD | 14.79 | 0.05 | 0.00 | 14.84 | 17.75 | 0.06 | 0.00 | 17.81 |
| 84 | NRC MITHUN, JHARNAPANI | 4.62 | 0.00 | 0.06 | 4.68 | 5.54 | 0.00 | 0.07 | 5.61 |
| 85 | NRC PIG, GHUHATI | 100.33 | 0.00 | 0.46 | 100.79 | 120.39 | 0.00 | 0.55 | 120.94 |
| 86 | NRC YAK, DIRANG | 10.89 | 0.00 | 0.00 | 10.89 | 13.06 | 0.00 | 0.00 | 13.06 |
| 87 | NIVEDI (PDADMAS), BANGALORE | 11.00 | 0.00 | 0.00 | 11.00 | 13.20 | 0.00 | 0.00 | 13.20 |
| 88 | PD FOOT & MOUTH DISEASE | 0.00 | 0.51 | 0.00 | 0.51 | 0.00 | 0.61 | 0.00 | 0.61 |

(Rs. In lakh)

| S.No. | Name of Institute | Actual Achievements for the year 2017-18 | | | Revenue Generation Targets for 2018-19 | | | | |
|-------|---|--|--------------|--------------|--|----------------|--------------|--------------|----------------|
| | | Sch. 8 | Sch. 10 | Sch. 12 | Total | Sch. 8 | Sch. 10 | Sch. 12 | Total |
| 89 | CENTRAL INSTITUTE OF RESEARCH ON CATTLE, MEERUT | 12.47 | 0.00 | 0.40 | 12.87 | 14.97 | 0.00 | 0.48 | 15.45 |
| 90 | DIRECTORATE ON POULTRY RESEARCH, HYDERABAD | 172.01 | 0.00 | 1.30 | 173.31 | 206.41 | 0.00 | 1.56 | 207.98 |
| | TOTAL : ANIMAL SCIENCES | 2119.92 | 78.72 | 5.23 | 2203.87 | 2543.90 | 94.47 | 6.28 | 2644.65 |
| | FISHERIES | | | | | 0.00 | 0.00 | 0.00 | 0.00 |
| 91 | CIBA, CHENNAI | 48.67 | 2.35 | 0.00 | 51.02 | 58.41 | 2.82 | 0.00 | 61.23 |
| 92 | CICFRI, BARACKPORE | 12.08 | 0.00 | 0.00 | 12.08 | 14.50 | 0.00 | 0.00 | 14.50 |
| 93 | CIFA, BHUBANESHWAR | 39.13 | 2.23 | 0.16 | 41.52 | 46.96 | 2.68 | 0.19 | 49.82 |
| 94 | CIFE, MUMBAI | 35.74 | 39.46 | 0.42 | 75.62 | 42.89 | 47.35 | 0.51 | 90.74 |
| 95 | GIFT, COCHIN | 70.28 | 0.00 | 1.36 | 71.64 | 84.33 | 0.00 | 1.63 | 85.96 |
| 96 | CMFRI, COCHIN | 40.22 | 26.39 | 10.91 | 77.53 | 48.26 | 31.67 | 13.10 | 93.03 |
| 97 | NBFGR, LUCKNOW | 13.04 | 4.15 | 0.68 | 17.88 | 15.65 | 4.98 | 0.82 | 21.45 |
| 98 | Dte. OF COLD WATER FISHERIES RESEARCH, BHIMTAL | 4.33 | 0.00 | 0.02 | 4.35 | 5.19 | 0.00 | 0.02 | 5.22 |
| | TOTAL : FISHERIES | 263.49 | 74.59 | 13.55 | 351.63 | 316.18 | 89.51 | 16.27 | 421.96 |
| | AGRICULTURAL ECONOMICS & STATISTICS | | | | | 0.00 | 0.00 | 0.00 | 0.00 |
| 99 | IASRI, NEW DELHI | 17.86 | 0.43 | 0.00 | 18.29 | 21.43 | 0.51 | 0.00 | 21.94 |
| 100 | NCAP, NEW DELHI | 15.73 | 0.01 | 0.00 | 15.74 | 18.87 | 0.01 | 0.00 | 18.89 |
| | TOTAL : AGRICULTURAL ECO. & STAT. | 33.59 | 0.44 | 0.00 | 34.03 | 40.31 | 0.52 | 0.00 | 40.83 |

(Rs. In lakh)

| S.No. | Name of Institute | Actual Achievements for the year 2017-18 | | | Revenue Generation Targets for 2018-19 | | | | |
|-------|---|--|--------------|--------------|--|--------------|---------------|--------------|---------------|
| | | Sch. 8 | Sch. 10 | Sch. 12 | Total | Sch. 8 | Sch. 10 | Sch. 12 | Total |
| | AGRICULTURAL EDUCATION | | | | | | | | |
| 101 | NAARM, HYDERABAD | 61.37 | 90.01 | 0.03 | 151.42 | 73.65 | 108.01 | 0.04 | 181.70 |
| 102 | CENTRAL INSTITUTE FOR WOMEN IN AGRICULTURE, BHUBANESWAR | 3.66 | 0.00 | 0.00 | 3.66 | 4.39 | 0.00 | 0.00 | 4.39 |
| | TOTAL : AGRICULTURAL EDUCATION | 65.03 | 90.01 | 0.03 | 155.08 | 78.04 | 108.01 | 0.04 | 186.09 |
| | AGRICULTURAL EXTENSION | | | | | | | | |
| 113 | D-KMA, NEW DELHI | 0.00 | 0.00 | 29.14 | 29.14 | 0.00 | 0.00 | 34.97 | 34.97 |
| 103 | ATARI - I, LUDHIANA | 0.00 | 0.00 | 0.00 | 0.00 | 0.00 | 0.00 | 0.00 | 0.00 |
| 104 | ATARI-III, BARAPANI | 0.00 | 0.00 | 0.00 | 0.00 | 0.00 | 0.00 | 0.00 | 0.00 |
| 105 | ATARI-III, BARAPANI | 0.00 | 0.00 | 0.00 | 0.00 | 0.00 | 0.00 | 0.00 | 0.00 |
| 106 | ATARI-IV, KANPUR | 0.04 | 0.00 | 0.00 | 0.04 | 0.05 | 0.00 | 0.00 | 0.05 |
| 107 | ATARI - V, HYDERABAD | 0.00 | 0.00 | 0.00 | 0.00 | 0.00 | 0.00 | 0.00 | 0.00 |
| 108 | ATARI - VI, JODHPUR | 0.00 | 0.25 | 0.00 | 0.25 | 0.00 | 0.30 | 0.00 | 0.30 |
| 109 | ATARI - VII, JABALPUR | 0.00 | 0.00 | 0.00 | 0.00 | 0.00 | 0.00 | 0.00 | 0.00 |
| 110 | ATARI - VIII, BANGALORE | 0.00 | 0.00 | 0.00 | 0.00 | 0.00 | 0.00 | 0.00 | 0.00 |
| 111 | ATARI -IX, PUNE | 0.00 | 0.00 | 0.00 | 0.00 | 0.00 | 0.00 | 0.00 | 0.00 |
| 112 | ATARI - X, PATNA | 0.00 | 0.00 | 0.00 | 0.00 | 0.00 | 0.00 | 0.00 | 0.00 |
| 113 | ATARI - XI, GUWAHATI | 0.00 | 0.00 | 0.00 | 0.00 | 0.00 | 0.00 | 0.00 | 0.00 |
| | TOTAL : AGRICULTURAL EXTENSION | 0.04 | 0.25 | 29.14 | 29.43 | 0.05 | 0.30 | 34.97 | 35.32 |

| S.No. | Name of Institute | Actual Achievements for the year 2017-18 | | | Revenue Generation Targets for 2018-19 | | | | |
|-------|---|--|---------|---------|--|---------|---------|---------|---------|
| | | Sch. 8 | Sch. 10 | Sch. 12 | Total | Sch. 8 | Sch. 10 | Sch. 12 | Total |
| | HEAD QUARTER | | | | | | | | |
| 111 | A.S.R.B., NEW DELHI | 0.00 | 700.23 | 0.00 | 700.23 | 0.00 | 840.28 | 0.00 | 840.28 |
| 112 | (i) HEAD QTR (HQRA/C) | 0.00 | 0.00 | 0.00 | 0.00 | 0.00 | 0.00 | 0.00 | 0.00 |
| 113 | (ii) HEAD QTR (GENERAL A/C) | 0.00 | 0.00 | 0.00 | 0.00 | 0.00 | 0.00 | 0.00 | 0.00 |
| 114 | (iii) HEAD QTR (EDUCATION DIVISION) | 0.00 | 0.00 | 0.00 | 0.00 | 0.00 | 0.00 | 0.00 | 0.00 |
| 112 | (iv) HEAD QTR (IPR) | 0.00 | 0.00 | 0.00 | 0.00 | 0.00 | 0.00 | 0.00 | 0.00 |
| 117 | N.A.I.P. (PIU UNIT), NEW DELHI | 0.00 | 0.00 | 0.00 | 0.00 | 0.00 | 0.00 | 0.00 | 0.00 |
| 118 | NATIONAL AGRICULTURE SCIENCE FUND(NFBSFARA), PUSA | 0.00 | 0.00 | 0.00 | 0.00 | 0.00 | 0.00 | 0.00 | 0.00 |
| 119 | AP CESS (HQR) | 0.00 | 0.00 | 0.00 | 0.00 | 0.00 | 0.00 | 0.00 | 0.00 |
| | TOTAL : HEAD QUARTER | 0.00 | 700.23 | 0.00 | 700.23 | 0.00 | 840.28 | 0.00 | 840.28 |
| | Grand Total | 6273.68 | 1081.41 | 142.94 | 7498.04 | 7528.41 | 1297.70 | 171.53 | 8997.64 |

BREAK UP OF ACTUAL REVENUE RECEIPTS FOR THE LAST FOUR YEARS

(Rs. In lakh)

| S. No. | Item | Actual Receipts 2014-15 | Actual Receipts 2015-16 | Actual Receipts 2016-17 | Actual Receipts 2017-18 |
|--------|---|----------------------------|----------------------------|----------------------------|----------------------------|
| 1 | Income from Sales of farm produce / livestock | 3884.11 | 3894.70 | 4251.42 | 4534.86 |
| 2 | Income from Services | 1281.74 | 1363.50 | 1404.83 | 1738.81 |
| 3 | Fees / Subscriptions | 646.73 | 636.42 | 701.83 | 1081.41 |
| 4 | Income from Royalty, Publications etc. | 232.40 | 169.30 | 106.36 | 142.94 |
| 5 | Interest Earned on Short-term Deposits | 5565.01 | 4108.84 | 10183.88 | 5168.38 |
| 6 | Interest on Loans and Advances | 581.93 | 537.23 | 507.68 | 543.68 |
| 7 | License Fee from Quarters/ guest house | 1222.78 | 1148.50 | 1681.90 | 1319.89 |
| 8 | Leave salary and Pension contribution | 196.12 | 162.10 | 181.85 | 246.40 |
| 9 | Surplus on sale / disposal of assets | 26.89 | 76.10 | 243.75 | 70.32 |
| 10 | Receipts from Revolving Fund Schemes | 4171.97 | 3110.52 | 4950.98 | 5853.03 |
| 11 | Miscellaneous Income (Sale Proceeds of unserviceable stores/ empties, waste paper, tender papers, application forms & others, Advertisement Charges, other miscellaneous income), Revenue Receipts from Schemes, Charges for use of Transport and Water & Electricity Charges | 2258.17 | 6256.80 | 3300.78 | 4482.03 |
| | TOTAL: (01 TO 11) : REVENUE RECEIPTS REALISED | 20067.85 | 21464.01 | 27515.25 | 25182.28 |
| 12 | Recovery of Loans & Advances | 2108.38 | 1256.30 | 1255.80 | 815.76 |
| | GRAND TOTAL | 22176.23 | 22720.31 | 28771.05 | 25998.04 |

Note:

I. The above information is taken from the ICAR's Consolidated Annual Accounts for the financial year 2014-15, 2015-16, 2016-17 & 2017-18 is strictly as per the Schedules of the Annual Accounts.

PART – III (A)

**ABSTRACT OF ACTUALS
& ALLOCATION**

DISCIPLINE-WISE SUMMARY OF ACTUALS 2016-17

(Rs. in lakhs)

| S.No. | DIVISION | Capital Expenditure | Revenue Expenditure | Loans and Advances Expenditure | Total Expenditure (3+4+5) |
|-------|--|---------------------|---------------------|--------------------------------|---------------------------|
| 1 | 2 | 3 | 4 | 5 | 6 |
| 1 | CROP SCIENCES | 38799.24 | 131999.96 | 144.21 | 140943.41 |
| 2 | HORTICULTURAL SCIENCES | 6576.42 | 50404.73 | 83.50 | 57064.65 |
| 3 | ANIMAL SCIENCES | 8267.83 | 75888.74 | 147.22 | 84303.79 |
| 4 | NATURAL RESOURCE MANAGEMENT | 5805.14 | 61639.34 | 83.08 | 67527.56 |
| 5 | FISHERIES | 3956.50 | 37530.58 | 49.54 | 41536.62 |
| 6 | AGRICULTURAL ENGINEERING | 920.89 | 18308.63 | 21.03 | 19250.55 |
| 7 | AGRICULTURAL ECO. & STATISTIC | 210.11 | 5917.65 | 4.53 | 6132.29 |
| 8 | AGRICULTURAL EDUCATION | 1790.42 | 57784.64 | 3.55 | 59578.61 |
| 9 | AGRICULTURAL EXTENSION | 552.47 | 74966.24 | 1.20 | 75519.91 |
| 10 | ICAR HQRS. INCLUDING ASRB, DKMA, IPR MANAGEMENT & SERVICE SECTION, KAB | 386.55 | 21813.86 | 9.97 | 22210.38 |
| | TOTAL | 37265.62 | 536254.39 | 547.95 | 574067.96 |

**DISCIPLINE-WISE SUMMARY OF ALLOCATION
BUDGET ESTIMATES 2017-18**

(₹ In lakhs)

| Sl. No. | Division | OTHER THAN NEH & TSP | | | NEH | | | TSP | | | GRAND TOTAL (6+10+14) | | |
|--------------------|---------------------------|----------------------|------------------|------------------|------------------|----------------|-----------------|----------------|-----------------|----------------|-----------------------|----------------|------------------|
| | | Capital | Salary | General | Total | Capital | Salary | General | Total | Capital | | General | Total |
| 1 | 2 | 3 | 4 | 5 | 6 | 7 | 8 | 9 | 10 | 11 | 13 | 14 | 15 |
| 1 | CROP SCIENCES | 9690.00 | 80327.00 | 56541.00 | 146558.00 | 0.00 | 1430.00 | 170.00 | 1600.00 | 28.00 | 472.00 | 500.00 | 148658.00 |
| 2 | HORTICULTURAL SCIENCES | 192.00 | 34862.00 | 23811.00 | 58865.00 | 2.00 | 616.00 | 482.00 | 1100.00 | 0.00 | 300.00 | 300.00 | 60265.00 |
| 3 | ANIMAL SCIENCES | 6463.15 | 37923.00 | 42590.85 | 86977.00 | 97.00 | 165.00 | 938.00 | 1200.00 | 28.00 | 372.00 | 400.00 | 88577.00 |
| 4(i) | NRM | 2749.00 | 40746.00 | 20722.00 | 64217.00 | 1150.00 | 300.00 | 1550.00 | 3000.00 | 315.00 | 685.00 | 1000.00 | 68217.00 |
| 4(ii) | NICRA | 800.00 | 0.00 | 3500.00 | 4300.00 | 200.00 | 0.00 | 500.00 | 700.00 | 0.00 | 0.00 | 0.00 | 5000.00 |
| 5 | FISHERIES | 2385.00 | 19682.00 | 22402.00 | 44469.00 | 20.00 | 0.00 | 80.00 | 100.00 | 40.00 | 60.00 | 100.00 | 44669.00 |
| 6 | AGRICULTURAL ENGINEERING | 455.00 | 12744.00 | 7755.00 | 20954.00 | 18.00 | 229.00 | 153.00 | 400.00 | 0.00 | 0.00 | 0.00 | 21354.00 |
| 7 | AGRICULTURAL ECO. & STAT. | 193.00 | 3145.00 | 3586.00 | 6924.00 | 0.00 | 0.00 | 0.00 | 0.00 | 0.00 | 0.00 | 0.00 | 6924.00 |
| 8 | AGRICULTURAL EDUCATION | 31474.00 | 5218.00 | 31279.00 | 67971.00 | 2100.00 | 0.00 | 900.00 | 3000.00 | 810.00 | 1890.00 | 2700.00 | 73671.00 |
| 9 | AGRICULTURAL EXTENSION | 7380.00 | 57328.00 | 12365.00 | 77073.00 | 571.00 | 7960.00 | 669.00 | 9200.00 | 1080.00 | 1420.00 | 2500.00 | 88773.00 |
| 10 | ICAR HQRS. | 13208.00 | 7841.00 | 22745.00 | 43794.00 | 0.00 | 0.00 | 0.00 | 0.00 | 0.00 | 0.00 | 0.00 | 43794.00 |
| 11 | NASF | 2880.00 | 120.00 | 2000.00 | 5000.00 | 0.00 | 0.00 | 0.00 | 0.00 | 0.00 | 0.00 | 0.00 | 5000.00 |
| GRAND TOTAL | | 77869.15 | 299936.00 | 249296.85 | 627102.00 | 4158.00 | 10700.00 | 5442.00 | 20300.00 | 2301.00 | 5199.00 | 7500.00 | 654902.00 |

**DISCIPLINE-WISE SUMMARY OF ALLOCATION
REVISED ESTIMATES 2017-18**

(₹ In lakhs)

| Sl. No. | Division | OTHER THAN NEH & TSP | | | | | NEH | | | | | TSP | | | GRAND TOTAL (6+10+14) |
|--------------------|---------------------------|----------------------|------------------|------------------|------------------|----------------|-----------------|----------------|-----------------|----------------|----------------|----------------|------------------|--|-----------------------|
| | | Capital | Salary | General | Total | Capital | Salary | General | Total | Capital | General | Total | | | |
| 1 | 2 | 3 | 4 | 5 | 6 | 7 | 8 | 9 | 10 | 11 | 13 | 14 | 15 | | |
| 1 | CROP SCIENCES | 10282.58 | 77934.00 | 28892.42 | 153069.00 | 0.00 | 1430.00 | 170.00 | 1600.00 | 28.00 | 593.00 | 621.00 | 155290.00 | | |
| 2 | HORTICULTURAL SCIENCES | 192.00 | 33524.00 | 14441.00 | 58374.00 | 2.00 | 616.00 | 482.00 | 1100.00 | 0.00 | 373.00 | 373.00 | 59847.00 | | |
| 3 | ANIMAL SCIENCES | 6016.85 | 38572.00 | 19648.15 | 88990.00 | 152.90 | 165.00 | 882.10 | 1200.00 | 15.65 | 481.35 | 497.00 | 90687.00 | | |
| 4(i) | NRM | 2877.50 | 41108.00 | 9948.50 | 66480.00 | 1122.00 | 300.00 | 1578.00 | 3000.00 | 343.00 | 899.00 | 1242.00 | 70722.00 | | |
| 4(ii) | NICRA | 800.00 | 0.00 | 3500.00 | 4300.00 | 200.00 | 0.00 | 500.00 | 700.00 | 0.00 | 0.00 | 0.00 | 5000.00 | | |
| 5 | FISHERIES | 2369.00 | 20221.00 | 8992.00 | 49832.00 | 20.00 | 0.00 | 80.00 | 100.00 | 40.00 | 84.00 | 124.00 | 50056.00 | | |
| 6 | AGRICULTURAL ENGINEERING | 455.00 | 12462.00 | 3642.00 | 21207.00 | 18.00 | 229.00 | 153.00 | 400.00 | 0.00 | 0.00 | 0.00 | 21607.00 | | |
| 7 | AGRICULTURAL ECO. & STAT. | 193.00 | 3303.00 | 2936.00 | 7508.00 | 0.00 | 0.00 | 0.00 | 0.00 | 0.00 | 0.00 | 0.00 | 7508.00 | | |
| 8 | AGRICULTURAL EDUCATION | 30820.00 | 5328.00 | 28663.00 | 67811.00 | 2100.00 | 0.00 | 900.00 | 3000.00 | 1000.00 | 2354.00 | 3354.00 | 74165.00 | | |
| 9 | AGRICULTURAL EXTENSION | 7091.00 | 59740.00 | 11815.00 | 78795.00 | 571.00 | 7960.00 | 669.00 | 9200.00 | 1080.00 | 2025.00 | 3105.00 | 91100.00 | | |
| 10 | ICAR HQRS. | 11323.00 | 8525.00 | 17250.00 | 43798.00 | 0.00 | 0.00 | 0.00 | 0.00 | 0.00 | 0.00 | 0.00 | 43798.00 | | |
| 11 | NASF | 2180.00 | 120.00 | 1475.00 | 3775.00 | 0.00 | 0.00 | 0.00 | 0.00 | 0.00 | 0.00 | 0.00 | 3775.00 | | |
| 12 | NAHEP | 10.00 | 0.00 | 490.00 | 500.00 | 0.00 | 0.00 | 0.00 | 0.00 | 0.00 | 0.00 | 0.00 | 500.00 | | |
| GRAND TOTAL | | 74609.93 | 300837.00 | 151693.07 | 644439.00 | 4185.90 | 10700.00 | 5414.10 | 20300.00 | 2506.65 | 6809.35 | 9316.00 | 674055.00 | | |

**DISCIPLINE-WISE SUMMARY OF ALLOCATIONS
BUDGET ESTIMATES 2018-19 (UNIFIED BUDGET)**

(₹ In lakhs)

| Sl. No. | Division | OTHER THAN NEH & TSP | | | NEH | | | TSP | | | GRAND TOTAL (6+10+14) | | | |
|--------------------|---------------------------|----------------------|------------------|------------------|------------------|----------------|-----------------|-----------------|-----------------|----------------|-----------------------|----------------|-----------------|------------------|
| | | Capital | Salary | General | Total | Capital | Salary | General | Total | Capital | | Salary | General | Total |
| 1 | 2 | 3 | 4 | 5 | 6 | 7 | 8 | 9 | 10 | 11 | 12 | 13 | 14 | 15 |
| 1 | CROP SCIENCES | 25732.00 | 82421.00 | 76776.00 | 184929.00 | 0.00 | 1527.00 | 5375.00 | 6902.00 | 110.12 | 0.00 | 2341.88 | 2452.00 | 194283.00 |
| 2 | HORTICULTURAL SCIENCES | 3545.00 | 35004.00 | 24032.00 | 62581.00 | 202.00 | 653.00 | 330.00 | 1185.00 | 33.00 | 0.00 | 539.00 | 572.00 | 64338.00 |
| 3 | ANIMAL SCIENCES | 9921.00 | 39055.00 | 52234.00 | 101210.00 | 84.50 | 1478.00 | 1054.50 | 2617.00 | 0.00 | 0.00 | 37.00 | 1085.00 | 104949.00 |
| 4(i) | NRM | 3079.00 | 42564.00 | 20810.00 | 66453.00 | 1264.00 | 609.00 | 1706.00 | 3579.00 | 410.00 | 0.00 | 894.00 | 1304.00 | 71336.00 |
| 4(ii) | NICRA | 900.00 | 0.00 | 3530.00 | 4430.00 | 220.00 | 0.00 | 550.00 | 770.00 | 0.00 | 0.00 | 0.00 | 0.00 | 5200.00 |
| 5 | FISHERIES | 3635.00 | 21233.00 | 29734.00 | 54602.00 | 20.00 | 0.00 | 90.00 | 110.00 | 81.00 | 0.00 | 269.00 | 350.00 | 55062.00 |
| 6 | AGRICULTURAL ENGINEERING | 1069.00 | 12679.00 | 11913.00 | 25661.00 | 19.00 | 250.00 | 169.00 | 438.00 | 0.00 | 0.00 | 0.00 | 0.00 | 26099.00 |
| 7 | AGRICULTURAL ECO. & STAT. | 214.00 | 3468.00 | 3756.00 | 7438.00 | 0.00 | 0.00 | 0.00 | 0.00 | 0.00 | 0.00 | 0.00 | 0.00 | 7438.00 |
| 8 | AGRICULTURAL EDUCATION | 3136.00 | 5599.00 | 33012.00 | 69947.00 | 2310.00 | 0.00 | 990.00 | 3300.00 | 1100.00 | 0.00 | 2422.00 | 3522.00 | 76769.00 |
| 9 | AGRICULTURAL EXTENSION | 7426.00 | 62388.00 | 12232.00 | 82046.00 | 695.00 | 8683.00 | 669.00 | 10047.00 | 1735.00 | 0.00 | 1525.00 | 3260.00 | 95353.00 |
| 10 | ICAR Hqrs. | 9200.00 | 9151.00 | 26232.00 | 44583.00 | 0.00 | 0.00 | 0.00 | 0.00 | 0.00 | 0.00 | 0.00 | 0.00 | 44583.00 |
| 11 | NASF | 2750.00 | 140.00 | 2325.00 | 5215.00 | 0.00 | 0.00 | 0.00 | 0.00 | 0.00 | 0.00 | 0.00 | 0.00 | 5215.00 |
| 12 | NAHEP | 100.00 | 100.00 | 589.00 | 789.00 | 0.00 | 0.00 | 0.00 | 0.00 | 0.00 | 0.00 | 0.00 | 0.00 | 789.00 |
| GRAND TOTAL | | 98907.00 | 313802.00 | 297175.00 | 709884.00 | 4814.50 | 13200.00 | 10933.50 | 28948.00 | 3506.17 | 0.00 | 9075.88 | 12582.00 | 751414.00 |

PART – III (B)

INSTITUTE-WISE ABSTRACT OF ACTUALS (2016-17) and ALLOCATION (2017-18 & 2018-19)

**INSTITUTE-WISE ACTUALS 2016-17, BE 2017-18,
RE 2017-18 AND BE 2018-19**

(₹ In lakhs)

| Actuals 2016-17* | Name of Institute | BE 2017-18 | RE 2017-18 | BE 2018-19 |
|----------------------|--|------------------|------------------|---------------|
| CROP SCIENCES | | | | |
| 5440.05 | CICR, NAGPUR | 5823.50 | 5654.75 | 6553.91 |
| 3235.68 | CRIJAF, BARRACKPORE | 3396.00 | 3367.00 | 3570.35 |
| 9098.97 | NRRI (CRRI), CUTTACK | 9899.85 | 11346.43 | 12281.11 |
| 4427.53 | CTRI, RAJAHMUNDRY | 4956.50 | 5524.25 | 5648.9 |
| 46593.54 | IARI, NEW DELHI | 46166.55 | 51671.58 | 68513.47 |
| 4707.57 | IGFRI, JHANSI | 5204.00 | 4739.00 | 5442.95 |
| 6467.44 | IIPR, KANPUR | 6616.90 | 6558.00 | 8517.64 |
| 5724.00 | IISR, LUCKNOW | 5791.65 | 6211.65 | 8854.74 |
| 1107.18 | NBAIM, MAU | 1164.00 | 1302.00 | 1422.4 |
| 7898.55 | NBPGR, NEW DELHI | 10340.40 | 10503.89 | 11808.56 |
| 3379.86 | SBI, COIMBATORE | 4045.50 | 3854.50 | 4695.2 |
| 2189.00 | VPKAS, ALMORA | 1829.00 | 1852.76 | 2487.77 |
| 2336.80 | NRCIPM (NCIPM), PUSA | 1885.00 | 1866.50 | 2901.68 |
| 1973.98 | DTE. ON GROUNDNUT, JUNAGADH | 2332.25 | 2558.00 | 3047.44 |
| 4423.48 | NRC PLANT BIOTECH., N.D. | 1746.00 | 1760.00 | 2182 |
| 2146.89 | DTE ON R & M, BHARATPUR | 2050.40 | 2224.50 | 2808.79 |
| 2004.20 | IIMR(DTE. OF SORGHUM RES.) HYD. | 4207.75 | 3808.70 | 5116.73 |
| 2474.03 | DTE ON SOYBEAN RESEARCH, INDORE | 2373.80 | 2320.68 | 3303.18 |
| 1860.42 | NBAIR (PDBC), BANGALORE | 1953.00 | 1996.36 | 2640.46 |
| 3030.74 | IIMR (DMR), NEW DELHI | 3439.00 | 3154.70 | 3901.64 |
| 4942.57 | IIOR (DOR), HYDERABAD | 6227.75 | 6058.90 | 6897.08 |
| 5525.62 | IIRR (DRR), HYDERABAD | 5580.00 | 5374.00 | 7858.54 |
| 4888.13 | IIWBR (DWR), KARNAL | 4911.00 | 5169.00 | 5468.58 |
| 3260.18 | IISS(DSR), Maunath Bhanjan | 3398.50 | 3148.15 | 3943.04 |
| 444.99 | NIBSM, RAIPUR | 1955.70 | 1975.00 | 2358.8 |
| 1217.83 | IIAB, RANCHI | 957.00 | 878.00 | 1463.8 |
| | CAZRI, JODHPUR (AINP on Vertebrate Pest Management) | 407.00 | 411.70 | 594.24 |
| 140799.20 | TOTAL : CROP SCIENCES | 148658.00 | 155290.00 | 194283 |

**INSTITUTE-WISE ACTUALS 2016-17, BE 2017-18,
RE 2017-18 AND BE 2018-19**

(₹ In lakhs)

| Actuals 2016-17* | Name of Institute | BE 2017-18 | RE 2017-18 | BE 2018-19 |
|-------------------------------|----------------------------------|-----------------|-----------------|-----------------|
| HORTICULTURAL SCIENCES | | | | |
| 3023.54 | CIARI (CARI), PORT BLAIR | 2191.60 | 2295.80 | 2395.80 |
| 2235.63 | CIAH, BIKANER | 2554.00 | 2666.00 | 2919.00 |
| 2634.74 | CISH, LUCKNOW | 2413.00 | 2509.00 | 3065.88 |
| 1039.49 | CITH, SRINAGAR | 978.00 | 1006.90 | 1172.48 |
| 6390.49 | CPCRI, KASARAGOD | 7589.00 | 7975.10 | 7889.5 |
| 6390.74 | CPRI, SIMLA | 6362.00 | 6559.00 | 6886.6 |
| 2504.94 | CTCRI, THIRUVANTHAPURAM | 2602.80 | 2688.80 | 2889.74 |
| 12948.26 | IIHR, BANGALORE | 14572.00 | 13618.00 | 13427.15 |
| 2528.02 | IISR, CALICUT | 2521.00 | 2430.00 | 2715.48 |
| 3283.03 | IIVR, VARANASI | 4135.00 | 3871.00 | 4685.16 |
| 1237.20 | NRC BANANA, TIRUCHIRAPALLI | 1019.15 | 1085.36 | 1262.48 |
| 1165.56 | DTE. OF CASHEW RES, PUTTUR | 1325.00 | 1276.00 | 1559.00 |
| 1415.67 | CCRI (NRC CITRUS), NAGPUR | 1342.00 | 1376.00 | 1643.10 |
| 1194.70 | NRC GRAPES, PUNE | 960.00 | 944.10 | 1172.60 |
| 1623.32 | DTE OF MAPR, ANAND | 1797.00 | 1807.00 | 1981.00 |
| 1191.95 | DTE OF MUSHROOM RES, SOLAN | 1309.20 | 1284.10 | 1449.44 |
| 1082.66 | IIOPR (DTE OF OILPALM), PEDAVEGI | 1153.00 | 1108.00 | 1351.48 |
| 1034.21 | DTE ON ONION & GARLIC, PUNE | 960.25 | 970.50 | 1256.15 |
| 654.43 | NRC ORCHIDS, SIKKIM | 670.00 | 660.00 | 620.48 |
| 875.75 | NRC SEED SPICES, AJMER | 900.00 | 872.00 | 966.48 |
| 917.64 | NRC LITCHI, MUZAFFARPUR | 793.00 | 742.00 | 599.00 |
| 904.78 | NRC POMEGRANATE, SHOLAPUR | 895.00 | 847.34 | 824.00 |
| 704.41 | DTE of FLORICULTURE, PUNE | 1223.00 | 1255.00 | 1606.00 |
| 56981.15 | TOTAL : HORT. SCIENCES | 60265.00 | 59847.00 | 64338.00 |
| ANIMAL SCIENCES | | | | |
| 2952.04 | CARI, IZATNAGAR | 3285.05 | 3387.00 | 4067.00 |
| 3172.17 | CIRB, HISSAR | 3465.00 | 3584.92 | 4490.60 |
| 3114.04 | CIRG, MAKHDOOM | 3657.00 | 3974.00 | 4628.80 |

**INSTITUTE-WISE ACTUALS 2016-17, BE 2017-18,
RE 2017-18 AND BE 2018-19**

(₹ In lakhs)

| Actuals 2016-17* | Name of Institute | BE 2017-18 | RE 2017-18 | BE 2018-19 |
|------------------|---------------------------------------|-----------------|-----------------|------------------|
| 4318.38 | CSWRI, AVIKANAGAR | 4483.00 | 4597.00 | 5367.90 |
| 29908.54 | IVRI, IZATNAGAR | 32441.00 | 34425.20 | 36950.95 |
| 1442.57 | NISHAD(HSADL), BHOPAL | 1662.20 | 1646.30 | 2239.10 |
| 1561.16 | NBAGR, KARNAL | 1474.10 | 1513.50 | 1832.50 |
| 18519.92 | NDRI, KARNAL | 19615.00 | 19838.08 | 22293.40 |
| 1982.29 | NIANP, BANGALORE | 2210.00 | 2149.00 | 2366.50 |
| 1059.73 | NRC CAMEL, BIKANER | 1048.00 | 1061.10 | 1619.70 |
| 1875.82 | NRC EQUINES, HISSAR | 1873.00 | 1874.51 | 2340.00 |
| 821.88 | NRC MEAT, HYDERABAD | 878.00 | 859.00 | 1088.00 |
| 1360.28 | NRC MITHUN, JHARNAPANI | 1061.00 | 1023.14 | 1223.45 |
| 2136.71 | NRC PIG, GHUHATI | 2360.00 | 2134.70 | 2545.00 |
| 978.55 | NRC YAK, DIRANG | 1095.00 | 879.35 | 1125.50 |
| 1541.91 | NIVEDI (PD ADMAS), BANGALORE | 1205.45 | 1239.45 | 1519.00 |
| 1614.09 | CIRC (PD CATTLE), MODIPURAM | 1848.00 | 1742.00 | 2064.80 |
| 3395.77 | DTR. OF FOOT&MOUTH DISEASE MUKT. | 2367.70 | 2133.25 | 3722.80 |
| 2400.76 | DTE. OF POULTRY RES., HYDERABAD | 2548.50 | 2625.50 | 3464.00 |
| 84156.57 | TOTAL : ANIMAL SCIENCES | 88577.00 | 90687.00 | 104949.00 |
| | NRM DIVISION | | | |
| 9101.70 | CAZRI, JODHPUR | 9101.00 | 11710.00 | 10610.00 |
| 7204.91 | CRIDA, HYDERABAD | 6668.00 | 6745.10 | 7034.00 |
| 5362.50 | IIS & WC (CS & WCR & TI), DEHRADUN | 5718.00 | 5918.00 | 6116.00 |
| 4026.86 | CSSRI, KARNAL | 3465.00 | | |
| 13250.31 | ICAR RC NEH REGION, BARAPANI | 10887.00 | 10044.10 | 10006.20 |
| 3438.70 | ICAR RES. COM. ER, PATNA | 3281.00 | 3236.00 | 3360.00 |
| 1691.88 | CCARI (ICAR RES. COMPLEX), GOA | 1499.00 | 1479.12 | 1490.25 |
| 3415.04 | IISS, BHOPAL | 4023.00 | 4133.00 | 4291.00 |
| 6265.56 | NBSS & LUP, NAGPUR | 7566.00 | 7400.50 | 7580.00 |

**INSTITUTE-WISE ACTUALS 2016-17, BE 2017-18,
RE 2017-18 AND BE 2018-19**

(₹ In lakhs)

| Actuals 2016-17* | Name of Institute | BE 2017-18 | RE 2017-18 | BE 2018-19 |
|------------------|--|-----------------|-----------------|-----------------|
| 2633.50 | CARI (NRC AGROFORESTRY), JHANSI | 2498.00 | 2274.00 | 2489.00 |
| 3101.69 | IIWM , BHUBANESWAR | 3570.00 | 3681.52 | 3902.00 |
| 431.97 | NRC ON INTEGRATED FARMING MOTIHARI | 1307.00 | 592.38 | 1182.00 |
| 1703.39 | DTE. OF WEED RESEARCH, JABAPUR | 1853.00 | 2058.80 | 2193.30 |
| 3745.67 | IIFSR (PDCSR), MODIPURAM | 4630.00 | 4731.98 | 4559.25 |
| 2633.50 | NIASM, Malegoan, Baramati | 1536.00 | 2072.00 | 1747.00 |
| 67444.48 | TOTAL : NRM | 68217.00 | 70722.00 | 71336.00 |
| | NICRA | 5000.00 | 5000.00 | 5200.00 |
| | FISHERIES | | | |
| 4624.96 | CIBA, CHENNAI | 4526.00 | 5064.50 | 5441.00 |
| 6950.40 | CIFRI, BARACKPORE | 7988.00 | 10236.60 | 9646.00 |
| 3678.79 | CIFA, BHUBANESHWAR | 3760.00 | 3938.80 | 4652.40 |
| 5609.54 | CIFE, MUMBAI | 6217.00 | 6598.60 | 9390.60 |
| 4202.74 | CIFT, COCHIN | 4070.00 | 4156.50 | 4854.50 |
| 12879.44 | CMFRI, COCHIN | 14031.00 | 15990.00 | 16232.00 |
| 2366.35 | NBFGR, LUCKNOW | 2742.00 | 2812.00 | 3257.50 |
| 1174.87 | DTE. COLD WATER FISHERIES, BHIMTAL | 1335.00 | 1259.00 | 1588.00 |
| 41487.08 | TOTAL : FISHERIES | 44669.00 | 50056.00 | 55062.00 |
| | AGRICULTURAL ENGINEERING | | | |
| 8149.54 | CIAE, BHOPAL | 9074.14 | 9161.90 | 12152.12 |
| 3717.37 | CIRCOT, MUMBAI | 3875.50 | 4076.50 | 3212.45 |
| 3371.89 | IINRG, RANCHI | 2428.60 | 2244.60 | 2710.59 |
| 2038.98 | NIRJAFT (JTRL), KOLKATA | 1987.00 | 2104.00 | 2016.65 |
| 1951.74 | TOTAL : AGRIL. ENGINEERING | 21354.00 | 21607.00 | 26099.00 |
| | AGRIL. ECO. & STAT. | | | |
| 5205.84 | IASRI, NEW DELHI | 5947.00 | 6460.20 | 6376.80 |
| 921.92 | NIAE & PR (NCAE&PR), NEW DELHI | 977.00 | 1047.80 | 1061.20 |
| 6127.76 | TOTAL : AGRIL. ECO. & STAT. | 6924.00 | 7508.00 | 7438.00 |

**INSTITUTE-WISE ACTUALS 2016-17, BE 2017-18,
RE 2017-18 AND BE 2018-19**

(₹ In lakhs)

| Actuals 2016-17* | Name of Institute | BE 2017-18 | RE 2017-18 | BE 2018-19 |
|--------------------------|--|-----------------|-----------------|-----------------|
| AGRIL. EDUCATION | | | | |
| 5784.63 | NAARM, HYDERABAD | 7738.00 | 8425.00 | 9669.00 |
| 50510.35 | AG. EDUCATION DIVISION | 61779.00 | 61779.00 | 62855.00 |
| 3280.08 | CENTRAL INST WOMEN IN AGRIL., BHUB. | 4154.00 | 3961.00 | 4245.00 |
| 59575.06 | TOTAL : AGRIL. EDUCATION | 73671.00 | 74165.00 | 76769.00 |
| 1279.99 | ASRB, NEW DELHI | 2754.00 | 1251.00 | 3421.00 |
| 17294.58 | ICAR HEADQUARTERS, N.D. | 37992.00 | 39362.00 | 38886.50 |
| 26.82 | NAIF | 2500.00 | 2520.00 | 1900.00 |
| 554.38 | ICAR HQRS – SERVICE SECTION | 548.00 | 665.00 | 375.50 |
| 19155.77 | TOTAL : ICAR Hqrs | 43794.00 | 43798.00 | 44583.00 |
| 1219.72 | NASF | 5000.00 | 3775.00 | 44583.00 |
| TOTAL | NASF | 5000.00 | 3775.00 | 44583.00 |
| AGRIL. EXTENSION | | | | |
| 3104.91 | DKMA, New Delhi | 1008.00 | 1008.00 | 1107.00 |
| 8337.79 | ATARI ZONE-I, Ludhiana | 8897.96 | 9513.85 | 9574.86 |
| 7271.26 | ATARI ZONE-II, Jodhpur | 7599.34 | 7896.07 | 8517.27 |
| 8797.04 | ATARI ZONE-III, Kanpur | 8515.11 | 9567.50 | 10273.86 |
| Newly created 2017-18 | ATARI ZONE-IV, Patna | 8361.06 | 8336.60 | 8166.92 |
| 11428.74 | ATARI ZONE-V, Kolkata | 7924.12 | 7206.77 | 6630.80 |
| Newly created 2017-18 | ATARI ZONE-VI, Guwahati | 5532.70 | 5847.20 | 6527.59 |
| 8764.74 | ATARI ZONE-VII, Barapani | 4986.52 | 5243.50 | 5932.74 |
| Newly created 2017-18 | ATARI ZONE-VIII, Pune | 9607.00 | 10395.85 | 10798.46 |
| 12880.80 | ATARI ZONE-IX, Jabalpur | 8763.57 | 8297.96 | 8215.63 |
| 9912.38 | ATARI ZONE-X, Hyderabad | 9112.72 | 9038.46 | 9336.16 |
| 8125.96 | ATARI ZONE-XI, Bangalore | 5831.07 | 6169.73 | 6240.35 |
| In respective ATARI | FARMER FIRST | 33.83 | 1988.51 | 1400.00 |
| In respective ATARI | ARYA | 1936.79 | 550.00 | 2323.36 |

**INSTITUTE-WISE ACTUALS 2016-17, BE 2017-18,
RE 2017-18 AND BE 2018-19**

(₹ In lakhs)

| Actuals 2016-17* | Name of Institute | BE 2017-18 | RE 2017-18 | BE 2018-19 |
|--------------------------|-------------------------------|-------------------|-------------------|-------------------|
| In respective ATARI | EMF | 500.00 | 0.00 | 45.00 |
| In respective ATARI | NETWORK PROJECT | 63.21 | 0.00 | 150.00 |
| In respective ATARI | DISASTER MGMT. | 100.00 | 40.00 | 113.00 |
| 78623.62 | TOTAL AGRIL. EXTENSION | 88773.00 | 91100.00 | 95353.00 |
| Newly Created 2017-18 | NAHEP | | 500.00 | 789.00 |
| 573519.95 | Grand Total | 654902.00 | 674055.00 | 751414.00 |

**Actual 2016-17 excludes IRG-Source Sh. 9A and 9B of Annual Accounts 2016-17

PART – IV

INSTITUTE-WISE ACTUAL EXPENDITURE 2016-17

INSTITUTE-WISE ACTUALS FOR THE YEAR 2016- 17

(₹ In lakhs)

| S.No. | Name of Institute | Capital | Revenue | Loan & Advance | Grand Total |
|------------------------------|---|----------------|------------------|----------------|------------------|
| (A) CROP SCIENCES | | | | | |
| 1 | CICR, NAGPUR | 278.86 | 5161.19 | 6.89 | 5446.94 |
| 2 | CRIJAF, BARRACKPORE | 41.50 | 3194.18 | 5.39 | 3241.07 |
| 3 | NRRI(CRRI), CUTTACK | 1471.13 | 7627.84 | 7.92 | 9106.89 |
| 4 | CTRI, RAJAHMUNDRY | 76.45 | 4351.08 | 8.86 | 4436.39 |
| 5 | IARI, NEW DELHI | 1716.07 | 44877.47 | 39.00 | 46632.54 |
| 6 | IGFRI, JHANSI | 124.53 | 4583.04 | 3.30 | 4710.87 |
| 7 | IIPR, KANPUR | 333.04 | 6134.40 | 22.18 | 6489.62 |
| 8 | IISR, LUCKNOW | 73.33 | 5650.67 | 0.00 | 5724.00 |
| 9 | NBAIM, MAU | 40.68 | 1066.50 | 0.00 | 1107.18 |
| 10 | NBPGR, NEW DELHI | 257.36 | 7641.19 | 6.03 | 7904.58 |
| 11 | SBI, COIMBATORE | 218.53 | 3161.33 | 4.94 | 3384.80 |
| 12 | VPKAS, ALMORA | 408.61 | 1780.39 | 3.44 | 2192.44 |
| 13 | Dte. OF GROUNDNUT RESEARCH, JUNAGADH | 191.88 | 2144.92 | 1.67 | 2338.47 |
| 14 | Dte. OF RAPESEED & MUSTARD RESEARCH, BHARATPUR | 108.35 | 1865.63 | 3.09 | 1977.07 |
| 15 | IIMR(Dte. OF SORGHUM RESEARCH), HYDERABAD | 531.99 | 3891.49 | 1.12 | 4424.60 |
| 16 | IISR(Dte. OF SOYBEAN RESEARCH), INDORE | 85.75 | 2061.14 | 0.77 | 2147.66 |
| 17 | NRC INT.PEST MANAGEMENT, NEW DELHI | 639.46 | 1364.74 | 3.67 | 2007.87 |
| 18 | NRC ON PLANT BIOTEC., NEW DELHI | 241.51 | 2232.52 | 0.23 | 2474.26 |
| 19 | NBAIR(PDBC), BANGALORE | 83.48 | 1776.94 | 0.60 | 1861.02 |
| 20 | INDIAN INSTITUTE OF MAIZE RESEARCH, NEW DELHI | 75.89 | 2954.85 | 3.73 | 3034.47 |
| 21 | INDIAN INSTITUTE OF OILSEED RESEARCH, HYDERABAD | 252.31 | 4690.26 | 7.27 | 4949.84 |
| 22 | IIRR (Dte. OF RICE RESEARCH), HYDERABAD | 153.16 | 5372.46 | 3.89 | 5529.51 |
| 23 | INDIAN INSTITUTE OF WHEAT &BARLEY RESEARCH, KARNAL | 516.58 | 4371.55 | 9.95 | 4898.08 |
| 24 | Dte. OF SEED RESEARCH, MAU | 23.23 | 3236.95 | 0.30 | 3260.48 |
| 25 | IIAB, RANCHI | 119.02 | 325.97 | 0.00 | 444.99 |
| 26 | NIBSM, RAIPUR | 736.58 | 481.25 | 0.00 | 1217.83 |
| TOTAL : CROP SCIENCES | | 8799.28 | 131999.95 | 144.24 | 140943.47 |

INSTITUTE-WISE ACTUALS FOR THE YEAR 2016- 17

(₹ In lakhs)

| S.No. | Name of Institute | Capital | Revenue | Loan & Advance | Grand Total |
|-----------------------------------|---|----------------|-----------------|----------------|-----------------|
| (B) HORTICULTURAL SCIENCES | | | | | |
| 27 | CIARI(CARI), PORT BLAIR | 410.19 | 2613.35 | 14.52 | 3038.06 |
| 28 | CIAH, BIKANER | 267.37 | 1968.26 | 5.03 | 2240.66 |
| 29 | CISH, LUCKNOW | 295.07 | 2339.67 | 1.11 | 2635.85 |
| 30 | CITH, SRINAGAR | 87.44 | 952.05 | 0.79 | 1040.28 |
| 31 | CPCRI, KASARAGOD | 188.52 | 6201.97 | 10.39 | 6400.88 |
| 32 | CPRI, SIMLA | 509.51 | 5881.23 | 6.18 | 6396.92 |
| 33 | CTCRI, THIRUVANTHAPURAM | 231.88 | 2273.06 | 3.66 | 2508.60 |
| 34 | IIHR, BANGALORE | 1431.72 | 11516.54 | 18.35 | 12966.61 |
| 35 | IISR, CALICUT | 229.48 | 2298.54 | 4.32 | 2532.34 |
| 36 | IIVR, VARANASI | 151.17 | 3131.86 | 4.01 | 3287.04 |
| 37 | NRC BANANA, TIRUCHIRAPALLI | 351.02 | 886.18 | 0.88 | 1238.08 |
| 38 | Dte. OF CASHEW RESEARCH, PUTTUR | 168.02 | 997.54 | 0.77 | 1166.33 |
| 39 | CENTRAL CITRUS RESEARCH INSTITUTE, NAGPUR | 192.84 | 1222.83 | 2.19 | 1417.86 |
| 40 | NRC GRAPES, PUNE | 339.77 | 854.93 | 0.00 | 1194.70 |
| 41 | Dte. OF MED. & ARO. PLANTS RESEARCH, ANAND | 235.37 | 1387.95 | 1.63 | 1624.95 |
| 42 | Dte. OF MUSHROOM RESEARCH, SOLAN | 327.47 | 864.48 | 0.72 | 1192.67 |
| 43 | INDIAN INSTITUTE OF OILPALM RESEARCH, PEDAVEGI | 148.99 | 933.67 | 1.65 | 1084.31 |
| 44 | Dte. OF ONION & GARLIC RESEARCH, PUNE | 117.50 | 916.71 | 1.46 | 1035.67 |
| 45 | NRC ORCHIDS, SIKKIM | 174.57 | 479.86 | 2.52 | 656.95 |
| 46 | NRC SEED SPICES, AJMER | 132.79 | 742.96 | 0.30 | 876.05 |
| 47 | NRC LITCHI, MUZAFFARPUR | 336.98 | 580.66 | 1.21 | 918.85 |
| 48 | NRC POMEGRANATE, SOLAPUR | 212.43 | 692.35 | 1.85 | 906.63 |
| 49 | Dte. OF FLORICULTURE, NEW DELHI | 36.31 | 668.10 | 0.00 | 704.41 |
| | TOTAL : HORTICULTURAL SCIENCES | 6576.41 | 50404.75 | 83.54 | 57064.70 |

INSTITUTE-WISE ACTUALS FOR THE YEAR 2016- 17

(₹ In lakhs)

| S.No. | Name of Institute | Capital | Revenue | Loan & Advance | Grand Total |
|---|---|----------------|-----------------|----------------|-----------------|
| (C) NATURAL RESOURCE MANAGEMENT | | | | | |
| 50 | CAZRI, JODHPUR | 198.00 | 8903.70 | 6.53 | 9108.23 |
| 51 | CRIDA, HYDERABAD | 762.09 | 6442.82 | 3.17 | 7208.08 |
| 52 | INDIAN INSTITUTE OF SOIL & WATER CONSERVATION, DEHRADUN | 256.50 | 5106.00 | 9.11 | 5371.61 |
| 53 | CSSRI, KARNAL | 129.68 | 3897.18 | 7.08 | 4033.94 |
| 54 | ICAR RES. COM. NEH REGION, BARAPANI | 1148.58 | 12101.73 | 23.36 | 13273.67 |
| 55 | ICAR RES. COM. EASTERN REG., PATNA | 226.88 | 3211.82 | 12.50 | 3451.20 |
| 55A | NRC on Intergrated Farming, Motihari | 410.17 | 21.80 | 0.00 | 431.97 |
| 56 | CCARI(ICAR RES. COMPLEX), GOA | 277.56 | 1414.32 | 2.50 | 1694.38 |
| 57 | IISS, BHOPAL | 240.47 | 3174.57 | 2.98 | 3418.02 |
| 58 | NBSS & LUP, NAGPUR | 215.83 | 6049.73 | 6.12 | 6271.68 |
| 59 | NIASM, BARAMATI | 1496.82 | 1136.68 | 4.95 | 2638.45 |
| 60 | INDIAN INSTITUTE OF WATER MANAGEMENT, BHUBANESWAR | 107.33 | 2994.36 | 0.00 | 3101.69 |
| 61 | CARI (NRC AGROFORESTRY), JHANSI | 128.51 | 1942.27 | 1.50 | 2072.28 |
| 62 | Dte. OF WEED SCIENCE RESEARCH, JABALPUR | 139.91 | 1563.48 | 1.94 | 1705.33 |
| 63 | INDIAN INSTITUTE OF FARMING SYSTEM RESEARCH, MODIPURAM | 66.80 | 3678.87 | 1.35 | 3747.02 |
| TOTAL : NRM | | 5805.13 | 61639.33 | 83.09 | 67527.55 |
| (D) AGRICULTURAL ENGINEERING | | | | | |
| 64 | CIAE, BHOPAL | 287.98 | 7861.56 | 4.95 | 8154.49 |
| 65 | CIPHET, LUDHIANA | 166.65 | 3550.72 | 4.81 | 3722.18 |
| 66 | CIRCOT, MUMBAI | 172.56 | 3199.33 | 4.00 | 3375.89 |
| 67 | (IINRG) ILRI, RANCHI | 187.00 | 1851.98 | 5.29 | 2044.27 |
| 68 | NIRJAFT (JTRL), KOLKATA | 106.70 | 1845.04 | 1.98 | 1953.72 |
| TOTAL : AGRICULTURAL ENGINEERING | | 920.89 | 18308.63 | 21.03 | 19250.55 |

INSTITUTE-WISE ACTUALS FOR THE YEAR 2016- 17

(₹ In lakhs)

| S.No. | Name of Institute | Capital | Revenue | Loan & Advance | Grand Total |
|----------------------------|---|----------------|-----------------|----------------|-----------------|
| (E) ANIMAL SCIENCES | | | | | |
| 69 | CARI, IZATNAGAR | 268.57 | 2683.47 | 5.38 | 2957.42 |
| 70 | CIRB, HISSAR | 220.82 | 2951.35 | 11.84 | 3184.01 |
| 71 | CIRG, MAKHDOOM | 134.83 | 2979.21 | 9.23 | 3123.27 |
| 72 | CSWRI, AVIKANAGAR | 226.13 | 4092.25 | 3.68 | 4322.06 |
| 73 | IVRI, BANGALORE | 159.59 | 984.26 | 0.36 | 1144.21 |
| 74 | NIHSAD (HSADL),BHOPAL | 151.75 | 1290.82 | 1.11 | 1443.68 |
| 75 | IVRI, IZATNAGAR | 1067.54 | 25727.17 | 22.28 | 26816.99 |
| 76 | IVRI, MUKTESWAR | 110.03 | 1859.95 | 16.05 | 1986.03 |
| 77 | NBAGR, KARNAL | 77.99 | 1483.17 | 1.97 | 1563.13 |
| 78 | NDRI, BANGALORE | 63.96 | 1637.44 | 9.37 | 1710.77 |
| 79 | NDRI, KARNAL | 793.03 | 16025.49 | 51.03 | 16869.55 |
| 80 | NIANP, BANGALORE | 256.07 | 1726.22 | 2.18 | 1984.47 |
| 81 | NRC CAMEL, BIKANER | 89.99 | 969.74 | 2.00 | 1061.73 |
| 82 | NRC EQUINES, HISSAR | 274.91 | 1600.91 | 1.35 | 1877.17 |
| 83 | NRC MEAT, HYDERABAD | 173.07 | 648.81 | 1.62 | 823.50 |
| 84 | NRC MITHUN, JHARNAPANI | 519.85 | 840.43 | 1.54 | 1361.82 |
| 85 | NRC PIG, GHUHATI | 344.66 | 1792.05 | 1.89 | 2138.60 |
| 86 | NRC YAK, DIRANG | 39.00 | 939.55 | 0.68 | 979.23 |
| 87 | NIVEDI (PDADMAS), BANGALORE | 445.04 | 1096.87 | 0.32 | 1542.23 |
| 88 | PD FOOT & MOUTH DISEASE | 2558.02 | 837.75 | 0.74 | 3396.51 |
| 89 | CENTRAL INSTITUTE OF RESEARCH ON CATTLE, MEERUT | 72.50 | 1541.59 | 2.00 | 1616.09 |
| 90 | DIRECTORATE ON POULTRY RESEARCH, HYDERABAD | 220.50 | 2180.26 | 0.64 | 2401.40 |
| | TOTAL : ANIMAL SCIENCES | 8267.85 | 75888.76 | 147.26 | 84303.87 |
| (F) FISHERIES | | | | | |
| 91 | CIBA, CHENNAI | 724.56 | 3900.40 | 5.00 | 4629.96 |
| 92 | CICFRI, BARACKPORE | 170.32 | 6780.08 | 5.54 | 6955.94 |

INSTITUTE-WISE ACTUALS FOR THE YEAR 2016- 17

(₹ In lakhs)

| S.No. | Name of Institute | Capital | Revenue | Loan & Advance | Grand Total |
|-------|---|----------------|-----------------|----------------|-----------------|
| 93 | CIFA, BHUBANESHWAR | 299.65 | 3379.14 | 3.90 | 3682.69 |
| 94 | CIFE, MUMBAI | 455.06 | 5154.48 | 9.18 | 5618.72 |
| 95 | CIFT, COCHIN | 805.16 | 3397.58 | 5.69 | 4208.43 |
| 96 | CMFRI, COCHIN | 839.73 | 12039.71 | 9.31 | 12888.75 |
| 97 | NBFGR, LUCKNOW | 496.35 | 1870.00 | 8.16 | 2374.51 |
| 98 | Dte. OF COLD WATER FISHERIES RESEARCH, BHIMTAL | 165.67 | 1009.20 | 2.76 | 1177.63 |
| | TOTAL : FISHERIES | 3956.50 | 37530.59 | 49.54 | 41536.63 |
| | (G) AGRICULTURAL ECONOMICS & STATISTICS | | | | |
| 99 | IASRI, NEW DELHI | 162.00 | 5043.84 | 2.19 | 5208.03 |
| 100 | NCAP, NEW DELHI | 48.12 | 873.80 | 2.34 | 924.26 |
| | TOTAL : AGRICULTURAL ECO. & STAT. | 210.12 | 5917.64 | 4.53 | 6132.29 |
| | (H) AGRICULTURAL EDUCATION | | | | |
| 101 | NAARM, HYDERABAD | 801.99 | 4982.64 | 3.28 | 5787.91 |
| 102 | CENTRAL INSTITUTE FOR WOMEN IN AGRICULTURE, BHUBANESWAR | 988.43 | 2291.65 | 0.27 | 3280.35 |
| | (iii) HEAD QTR (EDUCATION DIVISION) | 0.00 | 50510.35 | 0.00 | 50510.35 |
| | TOTAL : AGRICULTURAL EDUCATION | 1790.42 | 57784.64 | 3.55 | 59578.61 |
| | (I) AGRICULTURAL EXTENSION | | | | |
| 103 | ATARI(ZPD - I), LUDHIANA | 9.62 | 8328.17 | 1.02 | 8338.81 |
| 104 | ATARI (ZPD - II), KOLKATA | 1.80 | 11426.94 | 0.00 | 11428.74 |
| 105 | ATARI(ZPD- III), BARAPANI | 148.00 | 8616.74 | 0.00 | 8764.74 |
| 106 | ATARI(ZPD- IV), KANPUR | 70.48 | 8726.56 | 0.00 | 8797.04 |
| 107 | ATARI(ZPD - V), HYDERABAD | 76.67 | 9835.71 | 0.18 | 9912.56 |
| 108 | ATARI(ZPD - VI), JODHPUR | 177.67 | 7093.59 | 0.00 | 7271.26 |
| 109 | ATARI(ZPD - VII), JABALPUR | 63.81 | 12816.99 | 0.00 | 12880.80 |
| 110 | ATARI(ZPD - VIII), BANGALORE | 4.42 | 8121.54 | 0.00 | 8125.96 |
| | TOTAL : AGRICULTURAL EXTENSION | 552.47 | 74966.24 | 1.20 | 75519.91 |

INSTITUTE-WISE ACTUALS FOR THE YEAR 2016- 17

(₹ In lakhs)

| S.No. | Name of Institute | Capital | Revenue | Loan & Advance | Grand Total |
|-------------------------|--|-----------------|------------------|----------------|------------------|
| (J) HEAD QUARTER | | | | | |
| 111 | A.S.R.B., NEW DELHI | 207.43 | 1072.56 | 0.27 | 1280.26 |
| 112 | (i) HEAD QTR (HQR A/C) | 126.03 | 15888.56 | 8.68 | 16023.27 |
| 113 | (ii) HEAD QTR (GENERAL A/C) | 0.00 | 0.00 | 0.00 | 0.00 |
| 114 a | Service Section (ASRB) | 0.00 | 554.38 | 0.00 | 554.38 |
| 115 | (iv) HEAD QTR (IPR) | 0.00 | 26.82 | 0.00 | 26.82 |
| 116 | Dte. OF KNOWLEDGE MANAGEMENT IN AGRI., NEW DELHI | 52.89 | 3052.02 | 1.02 | 3105.93 |
| 117 | NATIONAL AGRICULTURE SCIENCE FUND (NFBSFARA), PUSA | 0.20 | 1219.52 | 0.00 | 1219.72 |
| 118 | AP CESS (HQR) | 0.00 | 0.00 | 0.00 | 0.00 |
| | TOTAL : HEAD QUARTER | 386.55 | 21813.86 | 9.97 | 22210.38 |
| | GRAND TOTAL | 37265.62 | 536254.39 | 547.95 | 574067.96 |

*Source : Sch -9A and 9B of Annual Accounts 2016-17

PART – V

**HEAD-WISE BUDGET ESTIMATES
2017-18**

DETAILED HEAD-WISE BUDGET ESTIMATES 2017-18
OTHER THAN NEH AND TSP COMPONENT

(₹ In lakhs)

| S. NO. | Head | Total – CAPITAL (Grants for creation of Capital Assets) | Total – Establishment Expenses (Grant in Aid-Salaries) | Pension & Other Retirement Benefits | Total – Traveling Allowance | Total – Research & Operational Expenses | Total – Administrative Expenses | Total – Miscellaneous Expenses | Total Grants in Aid – General | Total Revenue (Grants in Aid – Salaries + Grants in Aid – General) | Grand Total (Capital + Revenue) |
|--------|--|---|--|-------------------------------------|-----------------------------|---|---------------------------------|--------------------------------|-------------------------------|--|---------------------------------|
| 1 | CICR, Nagpur | 213.00 | 2735.75 | 215.00 | 45.00 | 426.75 | 400.00 | 60.00 | 1146.75 | 3882.50 | 4095.50 |
| 2 | AICRP on Cotton, CICR, Nagpur | 0.00 | 1568.00 | 0.00 | 49.00 | 98.00 | 0.00 | 0.00 | 147.00 | 1715.00 | 1715.00 |
| 3 | CRIJAF, Barrackpore | 27.00 | 2013.25 | 404.00 | 30.00 | 180.00 | 233.75 | 120.00 | 967.75 | 2981.00 | 3008.00 |
| 4 | AINPIAF, CRIJAF, Barrackpore | 0.00 | 257.00 | 0.00 | 10.00 | 33.00 | 0.00 | 3.00 | 46.00 | 303.00 | 303.00 |
| 5 | NRRI, Cuttack | 1012.00 | 2869.50 | 3983.00 | 50.00 | 500.00 | 370.00 | 68.50 | 4971.50 | 7841.00 | 8853.00 |
| 6 | Incentivizing Research in Agriculture, NRRI, Cuttack | 300.00 | 0.00 | 0.00 | 30.00 | 651.85 | 20.00 | 0.00 | 701.85 | 701.85 | 1001.85 |
| 7 | CTRI, Rajamundry | 36.00 | 2152.25 | 1959.00 | 18.00 | 220.00 | 208.00 | 12.25 | 2417.25 | 4569.50 | 4605.50 |
| 8 | NETWORK on Tobacco, CTRI, Rajamundry | 0.00 | 336.00 | 0.00 | 3.00 | 5.00 | 0.00 | 0.00 | 8.00 | 344.00 | 344.00 |
| 9 | IARI, New Delhi | 898.00 | 19233.75 | 14231.00 | 85.00 | 410.00 | 7445.00 | 702.25 | 22873.25 | 42107.00 | 43005.00 |
| 10 | Pesticide Residues, IARI, New Delhi | 1.00 | 316.05 | 0.00 | 16.00 | 80.00 | 0.00 | 4.00 | 100.00 | 416.05 | 417.05 |
| 11 | AICRP Nematode, IARI, New Delhi | 0.00 | 164.00 | 0.00 | 10.00 | 70.00 | 0.00 | 0.00 | 80.00 | 244.00 | 244.00 |
| 12 | CRP On Hybrid Technology, IARI, New Delhi | 50.00 | 0.00 | 0.00 | 12.00 | 388.00 | 0.00 | 0.00 | 400.00 | 400.00 | 450.00 |

DETAILED HEAD-WISE BUDGET ESTIMATES 2017-18
OTHER THAN NEH AND TSP COMPONENT

| S. NO. | Head | (₹ In lakhs) | | | | | | | | | |
|--------|--|---|--|-------------------------------------|-----------------------------|---|---------------------------------|--------------------------------|-------------------------------|--|---------------------------------|
| | | Total – CAPITAL (Grants for creation of Capital Assets) | Total – Establishment Expenses (Grant in Aid-Salaries) | Pension & Other Retirement Benefits | Total – Traveling Allowance | Total – Research & Operational Expenses | Total – Administrative Expenses | Total – Miscellaneous Expenses | Total Grants in Aid – General | Total Revenue (Grants in Aid – Salaries + Grants in Aid – General) | Grand Total (Capital + Revenue) |
| 13 | CRP On Molecular Breeding, IARI, New Delhi | 50.00 | 0.00 | 0.00 | 12.00 | 288.00 | 0.00 | 0.00 | 300.00 | 300.00 | 350.00 |
| 14 | IARI Types Deemed University, Assam | 100.00 | 0.00 | 0.00 | 2.00 | 38.00 | 7.00 | 3.00 | 50.00 | 50.00 | 150.00 |
| 15 | IARI Types Deemed University, Jharkhand | 900.00 | 0.00 | 0.00 | 10.00 | 15.00 | 13.00 | 12.00 | 50.00 | 50.00 | 950.00 |
| 16 | IGFRI, Jhansi | 68.00 | 3114.30 | 457.00 | 35.00 | 305.00 | 344.00 | 16.70 | 1157.70 | 4272.00 | 4340.00 |
| 17 | AICRP on Forage Crops and Utilization, IGFRI, Jhansi | 5.00 | 674.00 | 0.00 | 20.00 | 72.00 | 4.00 | 4.00 | 100.00 | 774.00 | 779.00 |
| 18 | IIPR, Kanpur | 47.00 | 2049.00 | 159.00 | 25.00 | 260.00 | 322.00 | 41.00 | 807.00 | 2856.00 | 2903.00 |
| 19 | AICRP on Chickpea, IIPR, Kanpur | 0.00 | 830.00 | 0.00 | 20.00 | 70.00 | 20.00 | 0.00 | 110.00 | 940.00 | 940.00 |
| 20 | AICRP on Mullarp, IIPR, Kanpur | 0.00 | 1019.90 | 0.00 | 20.00 | 90.00 | 20.00 | 0.00 | 130.00 | 1149.90 | 1149.90 |
| 21 | AICRP on Pigeonpea, IIPR, Kanpur | 0.00 | 856.00 | 0.00 | 30.00 | 62.00 | 0.00 | 0.00 | 92.00 | 948.00 | 948.00 |
| 22 | AICRP on Arid Legumes, IIPR Kanpur | 0.00 | 244.00 | 0.00 | 8.50 | 36.50 | 0.00 | 0.00 | 45.00 | 289.00 | 289.00 |
| 23 | IISR, Lucknow | 76.00 | 2687.00 | 1615.00 | 30.00 | 230.00 | 319.00 | 140.00 | 2334.00 | 5021.00 | 5097.00 |
| 24 | AICRP on Sugarcane, IISR, Lucknow | 0.00 | 482.00 | 0.00 | 34.40 | 86.25 | 0.00 | 0.00 | 120.65 | 602.65 | 602.65 |
| 25 | NBAIM, Maunath Bhanjan | 33.00 | 415.00 | 11.00 | 13.00 | 322.00 | 54.00 | 16.00 | 416.00 | 831.00 | 864.00 |

**DETAILED HEAD-WISE BUDGET ESTIMATES 2017-18
OTHER THAN NEH AND TSP COMPONENT**

(₹ In lakhs)

| S. NO. | Head | Total – CAPITAL (Grants for creation of Capital Assets) | Total – Establishment Expenses (Grant in Aid-Salaries) | Pension & Other Retirement Benefits | Total – Traveling Allowance | Total – Research & Operational Expenses | Total – Administrative Expenses | Total – Miscellaneous Expenses | Total Grants in Aid – General | Total Revenue (Grants in Aid – Salaries + Grants in Aid – General) | Grand Total (Capital + Revenue) |
|--------|--|---|--|-------------------------------------|-----------------------------|---|---------------------------------|--------------------------------|-------------------------------|--|---------------------------------|
| 26 | AMAAS, NBAIM, Mau | 0.00 | 0.00 | 0.00 | 10.80 | 289.20 | 0.00 | 0.00 | 300.00 | 300.00 | 300.00 |
| 27 | NBPGR, New Delhi | 1507.00 | 3974.00 | 3003.00 | 30.00 | 620.00 | 850.00 | 30.00 | 4533.00 | 8507.00 | 10014.00 |
| 28 | AICRP POTENTIAL CROP, NBPGR, New Delhi | 0.00 | 61.40 | 0.00 | 3.00 | 13.00 | 0.00 | 0.00 | 16.00 | 77.40 | 77.40 |
| 29 | CRP-AGRO BIODIVERSITY, NBPGR, New Delhi | 0.00 | 0.00 | 0.00 | 15.00 | 180.00 | 0.00 | 5.00 | 200.00 | 200.00 | 200.00 |
| 30 | SBI, Coimbatore | 112.00 | 2930.00 | 646.00 | 50.00 | 225.00 | 70.00 | 2.50 | 993.50 | 3923.50 | 4035.50 |
| 31 | VPKAS, Almora | 62.00 | 1207.25 | 108.00 | 12.00 | 162.00 | 248.00 | 21.75 | 551.75 | 1759.00 | 1821.00 |
| 32 | NRCIPM, New Delhi | 455.00 | 687.00 | 43.00 | 18.00 | 45.00 | 96.00 | 9.00 | 211.00 | 898.00 | 1353.00 |
| 33 | AINP On Soil Arthropod Pests, NRCIPM, New Delhi | 0.00 | 205.00 | 0.00 | 10.00 | 50.00 | 15.00 | 0.00 | 75.00 | 280.00 | 280.00 |
| 34 | AINP on Agricultural Acarology, NRCIPM, New Delhi | 0.00 | 190.00 | 0.00 | 4.00 | 16.00 | 0.00 | 0.00 | 20.00 | 210.00 | 210.00 |
| 35 | DGR, Junagadh | 107.00 | 923.00 | 54.00 | 25.00 | 273.00 | 99.00 | 14.00 | 465.00 | 1388.00 | 1495.00 |
| 36 | AICRP on Groundnut, DGR, | 0.00 | 667.25 | 0.00 | 9.97 | 120.03 | 0.00 | 0.00 | 130.00 | 797.25 | 797.25 |
| 37 | NRC Plant Biotechnology, New Delhi | 129.00 | 810.00 | 27.00 | 2.00 | 140.00 | 314.00 | 4.00 | 487.00 | 1297.00 | 1426.00 |
| 38 | NETWORK PROJECT ON TRANSGENIC IN CROPS, NRCPB, New Delhi | 20.00 | 0.00 | 0.00 | 10.00 | 290.00 | 0.00 | 0.00 | 300.00 | 300.00 | 320.00 |

DETAILED HEAD-WISE BUDGET ESTIMATES 2017-18
OTHER THAN NEH AND TSP COMPONENT

(₹ In lakhs)

| S. NO. | Head | Total – CAPITAL (Grants for creation of Capital Assets) | Total – Establishment Expenses (Grant in Aid-Salaries) | Pension & Other Retirement Benefits | Total – Traveling Allowance | Total – Research & Operational Expenses | Total – Administrative Expenses | Total – Miscellaneous Expenses | Total Grants in Aid – General | Total Revenue (Grants in Aid – Salaries + Grants in Aid – General) | Grand Total (Capital + Revenue) |
|--------|---|---|--|-------------------------------------|-----------------------------|---|---------------------------------|--------------------------------|-------------------------------|--|---------------------------------|
| 39 | DR & MR, Bharatpur | 80.00 | 543.00 | 75.00 | 10.00 | 90.00 | 209.60 | 14.40 | 399.00 | 942.00 | 1022.00 |
| 40 | AICRP on R&M, DR & MR, Bharatpur | 0.00 | 815.40 | 0.00 | 50.00 | 90.00 | 0.00 | 0.00 | 140.00 | 955.40 | 955.40 |
| 41 | IIMR, Hyderabad | 207.00 | 1295.00 | 32.00 | 25.00 | 214.00 | 180.00 | 7.00 | 458.00 | 1753.00 | 1960.00 |
| 42 | AICRP on Sorghum, IIMR, Hyderabad | 0.00 | 662.25 | 0.00 | 25.00 | 75.00 | 0.00 | 0.00 | 100.00 | 762.25 | 762.25 |
| 43 | AICRP on Pearl Millets, IIMR, Hyderabad | 0.00 | 784.00 | 0.00 | 20.00 | 60.00 | 0.00 | 0.00 | 80.00 | 864.00 | 864.00 |
| 44 | AICRP on Small Millets, IIMR, Hyderabad | 0.00 | 502.50 | 0.00 | 15.00 | 30.00 | 0.00 | 0.00 | 45.00 | 547.50 | 547.50 |
| 45 | DSR, Indore | 25.00 | 852.00 | 118.00 | 12.00 | 180.00 | 179.00 | 21.00 | 510.00 | 1362.00 | 1387.00 |
| 46 | AICRP on Soyabean, Indore | 0.00 | 744.30 | 0.00 | 13.50 | 111.00 | 0.00 | 0.00 | 124.50 | 868.80 | 868.80 |
| 47 | NBAIR, Bengaluru | 109.00 | 973.50 | 78.00 | 40.00 | 140.00 | 143.00 | 10.50 | 411.50 | 1385.00 | 1494.00 |
| 48 | AICRP on Biological Control, NBAIR, Bengaluru | 0.00 | 374.00 | 0.00 | 15.84 | 32.66 | 0.00 | 0.00 | 48.50 | 422.50 | 422.50 |
| 49 | AICRP on Honey Bee & Pollinators, NBAIR, Bengaluru | 0.00 | 307.00 | 0.00 | 10.00 | 0.00 | 0.00 | 55.00 | 65.00 | 372.00 | 372.00 |
| 50 | AINP on VertibratePest Management, NBAIR, Bengaluru | 0.00 | 302.00 | 0.00 | 5.00 | 40.00 | 0.00 | 0.00 | 45.00 | 347.00 | 347.00 |
| 51 | IIMR, New Delhi | 542.00 | 584.50 | 54.00 | 30.00 | 360.00 | 228.50 | 5.00 | 677.50 | 1262.00 | 1804.00 |

DETAILED HEAD-WISE BUDGET ESTIMATES 2017-18
OTHER THAN NEH AND TSP COMPONENT

(₹ In lakhs)

| S. NO. | Head | Total – CAPITAL (Grants for creation of Capital Assets) | Total – Establishment Expenses (Grant in Aid-Salaries) | Pension & Other Retirement Benefits | Total – Traveling Allowance | Total – Research & Operational Expenses | Total – Administrative Expenses | Total – Miscellaneous Expenses | Total Grants in Aid – General | Total Revenue (Grants in Aid – Salaries + Grants in Aid – General) | Grand Total (Capital + Revenue) |
|--------|---|---|--|-------------------------------------|-----------------------------|---|---------------------------------|--------------------------------|-------------------------------|--|---------------------------------|
| 52 | AICRP On Maize, IIMR, New Delhi | 0.00 | 1312.00 | 0.00 | 57.00 | 193.00 | 0.00 | 0.00 | 250.00 | 1562.00 | 1562.00 |
| 53 | IOR, Hyderabad | 116.00 | 1990.25 | 431.00 | 25.00 | 312.00 | 257.00 | 14.75 | 1039.75 | 3030.00 | 3146.00 |
| 54 | AICRP on Oilseed, Hyderabad | 0.00 | 1245.85 | 0.00 | 36.00 | 103.00 | 0.00 | 0.00 | 139.00 | 1384.85 | 1384.85 |
| 55 | AICRP on Linseed, IIOR, Hyderabad | 5.00 | 566.90 | 0.00 | 2.00 | 15.00 | 0.00 | 0.00 | 17.00 | 583.90 | 588.90 |
| 56 | AICRP on Sesame & Niger, IIOR, Hyderabad | 0.00 | 958.00 | 0.00 | 17.70 | 49.30 | 0.00 | 0.00 | 67.00 | 1025.00 | 1025.00 |
| 57 | IIRR, Hyderabad | 23.00 | 2229.00 | 188.00 | 50.00 | 200.00 | 270.00 | 24.00 | 732.00 | 2961.00 | 2984.00 |
| 58 | AICRP on Rice, IIRR, Hyderabad | 0.00 | 1568.00 | 0.00 | 35.00 | 300.00 | 0.00 | 0.00 | 335.00 | 1903.00 | 1903.00 |
| 59 | CRP on Rice Biofortification, IIRR, Hyderabad | 20.00 | 0.00 | 0.00 | 15.00 | 414.00 | 0.00 | 1.00 | 430.00 | 430.00 | 450.00 |
| 60 | IWBR, Karnal | 323.00 | 1691.50 | 242.00 | 40.00 | 445.00 | 294.50 | 10.00 | 1031.50 | 2723.00 | 3046.00 |
| 61 | AICRP on Wheat & Barley, IWBR, Karnal | 0.00 | 1670.00 | 0.00 | 36.45 | 103.55 | 0.00 | 0.00 | 140.00 | 1810.00 | 1810.00 |
| 62 | IISS, Maunath Bhanjan | 30.00 | 397.20 | 0.00 | 25.00 | 130.00 | 192.80 | 5.00 | 352.80 | 750.00 | 780.00 |
| 63 | AICRP NSP (CROPS), DSR, Maunath Bhanjan | 0.00 | 1664.50 | 0.00 | 5.00 | 27.00 | 0.00 | 1.00 | 33.00 | 1697.50 | 1697.50 |

DETAILED HEAD-WISE BUDGET ESTIMATES 2017-18
OTHER THAN NEH AND TSP COMPONENT

| S. NO. | Head | (₹ In lakhs) | | | | | | | | | |
|--------|---|---|--|-------------------------------------|-----------------------------|---|---------------------------------|--------------------------------|-------------------------------|--|---------------------------------|
| | | Total – CAPITAL (Grants for creation of Capital Assets) | Total – Establishment Expenses (Grant in Aid-Salaries) | Pension & Other Retirement Benefits | Total – Traveling Allowance | Total – Research & Operational Expenses | Total – Administrative Expenses | Total – Miscellaneous Expenses | Total Grants in Aid – General | Total Revenue (Grants in Aid – Salaries + Grants in Aid – General) | Grand Total (Capital + Revenue) |
| 64 | Seed Production in Agricultural Corps and Fisheries, DSR, Mau | 0.00 | 0.00 | 0.00 | 63.00 | 547.70 | 0.00 | 119.30 | 730.00 | 730.00 | 730.00 |
| 65 | NIBSM, Raipur | 1500.00 | 302.70 | 13.00 | 20.00 | 64.00 | 50.00 | 6.00 | 153.00 | 455.70 | 1955.70 |
| 66 | IIAB, Ranchi | 502.00 | 320.00 | 14.00 | 15.00 | 40.50 | 60.00 | 3.50 | 133.00 | 453.00 | 955.00 |
| | Total Crop Sciences | 9690.00 | 80327.00 | 28160.00 | 1531.16 | 11727.29 | 13536.15 | 1586.40 | 56541.00 | 136868.00 | 146558.00 |
| 1 | CIARI, Port Blair | 5.00 | 1542.05 | 88.00 | 30.00 | 260.00 | 210.00 | 27.55 | 615.55 | 2157.60 | 2162.60 |
| 2 | IAH, Bikaner | 6.00 | 1235.00 | 98.00 | 15.00 | 140.00 | 220.00 | 35.00 | 508.00 | 1743.00 | 1749.00 |
| 3 | AICRP on AZF, CIAH, Bikaner | 0.00 | 648.00 | 0.00 | 50.00 | 70.00 | 0.00 | 0.00 | 120.00 | 768.00 | 768.00 |
| 4 | CISH, Lucknow | 7.00 | 1643.00 | 438.00 | 20.00 | 80.00 | 208.00 | 10.00 | 756.00 | 2399.00 | 2406.00 |
| 5 | CITH, Srinagar | 6.00 | 421.10 | 49.00 | 15.00 | 300.00 | 154.90 | 7.00 | 525.90 | 947.00 | 953.00 |
| 6 | CPCRI, Kasaragod | 25.00 | 3021.00 | 2337.00 | 65.00 | 498.00 | 867.00 | 40.00 | 3807.00 | 6828.00 | 6853.00 |
| 7 | AICRP on Palms, CPCRI, Kasaragod | 1.00 | 433.00 | 0.00 | 42.50 | 200.00 | 0.00 | 7.50 | 250.00 | 683.00 | 684.00 |
| 8 | CPRI, Shimla | 18.00 | 3068.00 | 1860.00 | 40.00 | 420.00 | 385.00 | 20.00 | 2725.00 | 5793.00 | 5811.00 |
| 9 | AICRP on Potato, CPRI, Shimla | 0.00 | 458.00 | 0.00 | 11.00 | 49.00 | 0.00 | 0.00 | 60.00 | 518.00 | 518.00 |
| 10 | CTCRI, Thiruvanthapuram | 11.00 | 1539.00 | 254.00 | 60.00 | 200.00 | 144.80 | 15.00 | 673.80 | 2212.80 | 2223.80 |
| 11 | AICRP on Tuber Crops, CTCRI, Thiruvanthapuram | 0.00 | 217.00 | 0.00 | 20.00 | 77.00 | 3.00 | 0.00 | 100.00 | 317.00 | 317.00 |

DETAILED HEAD-WISE BUDGET ESTIMATES 2017-18
OTHER THAN NEH AND TSP COMPONENT

| S. NO. | Head | (₹ In lakhs) | | | | | | | | | |
|--------|---|---|--|-------------------------------------|-----------------------------|---|---------------------------------|--------------------------------|-------------------------------|--|---------------------------------|
| | | Total – CAPITAL (Grants for creation of Capital Assets) | Total – Establishment Expenses (Grant in Aid-Salaries) | Pension & Other Retirement Benefits | Total – Traveling Allowance | Total – Research & Operational Expenses | Total – Administrative Expenses | Total – Miscellaneous Expenses | Total Grants in Aid – General | Total Revenue (Grants in Aid – Salaries + Grants in Aid – General) | Grand Total (Capital + Revenue) |
| 12 | IIHR, Bangalore | 43.00 | 5349.00 | 3496.00 | 45.00 | 800.00 | 885.00 | 70.00 | 5296.00 | 10645.00 | 10688.00 |
| 13 | AICRP on Fruit, IIHR, Bangalore | 0.00 | 3162.00 | 0.00 | 75.00 | 255.00 | 10.00 | 20.00 | 360.00 | 3522.00 | 3522.00 |
| 14 | IISR, Calicut | 6.00 | 1313.00 | 142.00 | 40.00 | 242.00 | 190.00 | 48.00 | 662.00 | 1975.00 | 1981.00 |
| 15 | AICRP on Spices, IISR, Calicut | 0.00 | 423.00 | 0.00 | 22.00 | 50.00 | 0.00 | 0.00 | 72.00 | 495.00 | 495.00 |
| 16 | IIVR, Varanasi | 3.00 | 1211.00 | 44.00 | 25.00 | 360.00 | 360.00 | 15.00 | 804.00 | 2015.00 | 2018.00 |
| 17 | AICRP on Vegetables, IIVR, Varanasi | 1.00 | 1724.00 | 0.00 | 60.50 | 239.50 | 0.00 | 0.00 | 300.00 | 2024.00 | 2025.00 |
| 18 | NRC for Banana, Tiruchirappalli | 6.00 | 534.15 | 38.00 | 15.00 | 160.00 | 231.00 | 32.00 | 476.00 | 1010.15 | 1016.15 |
| 19 | Dte. for Cashew Research, Puttur | 1.00 | 564.00 | 82.00 | 12.00 | 100.00 | 184.00 | 29.00 | 407.00 | 971.00 | 972.00 |
| 20 | AICRP on Cashew, Dte. For Cashew Research, Puttur | 0.00 | 187.00 | 0.00 | 15.00 | 95.00 | 0.00 | 0.00 | 110.00 | 297.00 | 297.00 |
| 21 | CCRI, Nagpur | 4.00 | 702.00 | 16.00 | 20.00 | 290.00 | 269.00 | 16.00 | 611.00 | 1313.00 | 1317.00 |
| 22 | NRC For Grapes, Pune | 7.00 | 499.25 | 33.00 | 10.00 | 190.00 | 203.75 | 10.00 | 446.75 | 946.00 | 953.00 |
| 23 | DMAPR, Anand | 5.00 | 462.00 | 0.00 | 20.00 | 148.00 | 186.00 | 23.00 | 377.00 | 839.00 | 844.00 |
| 24 | AICRP on MAP & Betelvine, DMAPR, Anand | 0.00 | 812.00 | 0.00 | 15.00 | 95.00 | 0.00 | 0.00 | 110.00 | 922.00 | 922.00 |
| 25 | Dte. on Mushroom, Solan | 5.00 | 410.20 | 164.00 | 9.00 | 85.00 | 233.00 | 23.00 | 514.00 | 924.20 | 929.20 |

DETAILED HEAD-WISE BUDGET ESTIMATES 2017-18
OTHER THAN NEH AND TSP COMPONENT

(₹ In lakhs)

| S. NO. | Head | Total – CAPITAL (Grants for creation of Capital Assets) | Total – Establishment Expenses (Grant in Aid-Salaries) | Pension & Other Retirement Benefits | Total – Traveling Allowance | Total – Research & Operational Expenses | Total – Administrative Expenses | Total – Miscellaneous Expenses | Total Grants in Aid – General | Total Revenue (Grants in Aid – Salaries + Grants in Aid – General) | Grand Total (Capital + Revenue) |
|--------|---|---|--|-------------------------------------|-----------------------------|---|---------------------------------|--------------------------------|-------------------------------|--|---------------------------------|
| 26 | AICRP on Mushroom, DMR, Solan | 0.00 | 237.00 | 0.00 | 16.00 | 74.00 | 0.00 | 0.00 | 90.00 | 327.00 | 327.00 |
| 27 | IIOPR, Pedavegi | 6.00 | 605.00 | 55.00 | 28.00 | 230.00 | 198.00 | 14.00 | 525.00 | 1130.00 | 1136.00 |
| 28 | Dte. on Onion & Garlic, Pune | 2.00 | 451.25 | 0.00 | 15.00 | 295.00 | 171.00 | 19.00 | 500.00 | 951.25 | 953.25 |
| 29 | NRC on Orchids, Sikkim | 0.00 | 0.00 | 0.00 | 8.00 | 70.00 | 107.00 | 65.00 | 250.00 | 250.00 | 250.00 |
| 30 | NRC Seed Spices, Ajmer | 5.00 | 503.00 | 5.00 | 15.00 | 240.00 | 120.00 | 5.00 | 385.00 | 888.00 | 893.00 |
| 31 | NRC For Litchi, Muzaffarpur | 7.00 | 380.00 | 0.00 | 10.00 | 300.00 | 85.00 | 8.00 | 403.00 | 783.00 | 790.00 |
| 32 | NRC for Pomegranate, Solapur | 10.00 | 287.00 | 98.00 | 10.00 | 358.00 | 116.00 | 9.00 | 591.00 | 878.00 | 888.00 |
| 33 | Dte. of Floriculture, Pune | 2.00 | 200.00 | 0.00 | 25.00 | 140.00 | 118.00 | 17.00 | 300.00 | 500.00 | 502.00 |
| 34 | AICRP on Floriculture, Dte. of Floriculture, Pune | 0.00 | 621.00 | 0.00 | 10.00 | 70.00 | 0.00 | 0.00 | 80.00 | 701.00 | 701.00 |
| | TOTAL HORTICULTURAL SCIENCES | 192.00 | 34862.00 | 9297.00 | 889.00 | 7180.50 | 5859.45 | 585.05 | 23811.00 | 58673.00 | 58865.00 |
| 1 | CARI, Izatnagar | 325.00 | 1893.05 | 277.00 | 15.00 | 488.00 | 270.00 | 17.00 | 1067.00 | 2960.05 | 3285.05 |
| 2 | CIRB, Hissar | 288.00 | 1887.15 | 96.00 | 8.00 | 390.00 | 224.00 | 13.85 | 731.85 | 2619.00 | 2907.00 |
| 3 | Network Project on Baffaloes, CIRB, Hissar | 104.00 | 208.00 | 0.00 | 9.25 | 176.75 | 0.00 | 0.00 | 186.00 | 394.00 | 498.00 |
| 4 | CIRG, Makhdoom | 130.00 | 2326.00 | 394.50 | 10.00 | 150.00 | 139.50 | 15.00 | 709.00 | 3035.00 | 3165.00 |

DETAILED HEAD-WISE BUDGET ESTIMATES 2017-18
OTHER THAN NEH AND TSP COMPONENT

(₹ In lakhs)

| S. NO. | Head | Total – CAPITAL (Grants for creation of Capital Assets) | Total – Establishment Expenses (Grant in Aid-Salaries) | Pension & Other Retirement Benefits | Total – Traveling Allowance | Total – Research & Operational Expenses | Total – Administrative Expenses | Total – Miscellaneous Expenses | Total Grants in Aid – General | Total Revenue (Grants in Aid – Salaries + Grants in Aid – General) | Grand Total (Capital + Revenue) |
|--------|---|---|--|-------------------------------------|-----------------------------|---|---------------------------------|--------------------------------|-------------------------------|--|---------------------------------|
| 5 | AICRP on Goats, CIRG, Makhdoom | 130.00 | 0.00 | 0.00 | 25.00 | 300.00 | 0.00 | 0.00 | 325.00 | 325.00 | 455.00 |
| 6 | CSWRI, Avikanagar | 160.00 | 2705.00 | 319.00 | 20.00 | 525.00 | 370.00 | 40.00 | 1274.00 | 3979.00 | 4139.00 |
| 7 | AICRP on Mega Sheep Seed Project, CSWRI, Avikanagar | 10.00 | 0.00 | 0.00 | 5.00 | 110.00 | 0.00 | 0.00 | 115.00 | 115.00 | 125.00 |
| 8 | Network on Sheep Improvement, CSWRI, Avikanagar | 5.00 | 98.00 | 0.00 | 2.75 | 97.25 | 0.00 | 0.00 | 100.00 | 198.00 | 203.00 |
| 9 | IVRI, Izatnagar | 1145.00 | 11590.70 | 14161.25 | 70.00 | 1340.00 | 2042.75 | 515.30 | 18129.30 | 29720.00 | 30865.00 |
| 10 | Outreach Prog. On Env. Pollutant, IVRI, Izatnagar | 29.00 | 0.00 | 0.00 | 8.00 | 82.00 | 0.00 | 0.00 | 90.00 | 90.00 | 119.00 |
| 11 | Outreach Prog. On Zoonotic Diseases, IVRI, Izatnagar | 24.00 | 0.00 | 0.00 | 11.00 | 126.00 | 0.00 | 0.00 | 137.00 | 137.00 | 161.00 |
| 12 | Outreach Prog, on Ethno vety. Medicine, IVRI, Izatnagar | 10.00 | 0.00 | 0.00 | 7.00 | 61.00 | 0.00 | 0.00 | 68.00 | 68.00 | 78.00 |
| 13 | Network on GIP, IVRI, Izatnagar | 5.00 | 0.00 | 0.00 | 8.00 | 60.00 | 0.00 | 0.00 | 68.00 | 68.00 | 73.00 |
| 14 | Network on BTB, IVRI, Izatnagar | 21.00 | 0.00 | 0.00 | 3.00 | 39.00 | 0.00 | 0.00 | 42.00 | 42.00 | 63.00 |
| 15 | Network on Neonatal Mortality, IVRI, Izatnagar | 25.00 | 0.00 | 0.00 | 3.00 | 66.00 | 0.00 | 0.00 | 69.00 | 69.00 | 94.00 |

DETAILED HEAD-WISE BUDGET ESTIMATES 2017-18
OTHER THAN NEH AND TSP COMPONENT

(₹ In lakhs)

| S. NO. | Head | Total – CAPITAL (Grants for creation of Capital Assets) | Total – Establishment Expenses (Grant in Aid-Salaries) | Pension & Other Retirement Benefits | Total – Traveling Allowance | Total – Research & Operational Expenses | Total – Administrative Expenses | Total – Miscellaneous Expenses | Total Grants in Aid – General | Total Revenue (Grants in Aid – Salaries + Grants in Aid – General) | Grand Total (Capital + Revenue) |
|--------|--|---|--|-------------------------------------|-----------------------------|---|---------------------------------|--------------------------------|-------------------------------|--|---------------------------------|
| 16 | Network on Diag. Imaging Tech., IVRI, Izatnagar | 209.00 | 0.00 | 0.00 | 2.50 | 60.50 | 0.00 | 0.00 | 63.00 | 63.00 | 272.00 |
| 17 | CRP on V&D, IVRI, Izatnagar | 186.00 | 0.00 | 0.00 | 35.00 | 415.00 | 0.00 | 10.00 | 460.00 | 460.00 | 646.00 |
| 18 | NIHSAD, Bhopal | 150.00 | 661.10 | 53.00 | 12.00 | 120.00 | 638.10 | 8.00 | 831.10 | 1492.20 | 1642.20 |
| 19 | NBAGR, Karnal | 48.00 | 957.10 | 21.00 | 15.00 | 145.00 | 173.00 | 12.00 | 366.00 | 1323.10 | 1371.10 |
| 20 | Network Project on Animal Genetic Resources, NBAGR, Karnal | 10.00 | 0.00 | 0.00 | 4.00 | 70.00 | 0.50 | 0.50 | 75.00 | 75.00 | 85.00 |
| 21 | NDRI, Karnal | 586.00 | 8053.00 | 7475.25 | 45.00 | 1304.75 | 1400.00 | 705.00 | 10930.00 | 18983.00 | 19569.00 |
| 22 | NIANP, Bangalore | 222.00 | 1321.00 | 106.00 | 10.00 | 100.00 | 245.00 | 11.00 | 472.00 | 1793.00 | 2015.00 |
| 23 | AICRP ON NPAERP + OP on Methan Emission, NIANP, Bangalore | 62.00 | 0.00 | 0.00 | 17.00 | 88.00 | 0.00 | 0.00 | 105.00 | 105.00 | 167.00 |
| 24 | NRC on Camel, Bikaner | 148.00 | 751.20 | 9.00 | 5.00 | 40.00 | 82.80 | 8.00 | 144.80 | 896.00 | 1044.00 |
| 25 | NRC on Equines, Hissar | 152.00 | 872.20 | 64.00 | 8.00 | 300.00 | 210.00 | 10.80 | 592.80 | 1465.00 | 1617.00 |
| 26 | National Centre for Veterinary Type Culture Collection, NRC on Equines, Hissar | 116.00 | 0.00 | 0.00 | 2.00 | 94.00 | 10.00 | 14.00 | 120.00 | 120.00 | 236.00 |
| 27 | NRC on Meat, Hyderabad | 202.00 | 385.00 | 11.00 | 10.00 | 120.00 | 91.00 | 4.00 | 236.00 | 621.00 | 823.00 |
| 28 | NRC on Mithun | 255.00 | 408.00 | 43.00 | 0.00 | 85.00 | 140.00 | 10.00 | 278.00 | 686.00 | 941.00 |

DETAILED HEAD-WISE BUDGET ESTIMATES 2017-18
OTHER THAN NEH AND TSP COMPONENT

(₹ In lakhs)

| S. NO. | Head | Total – CAPITAL (Grants for creation of Capital Assets) | Total – Establishment Expenses (Grant in Aid-Salaries) | Pension & Other Retirement Benefits | Total – Traveling Allowance | Total – Research & Operational Expenses | Total – Administrative Expenses | Total – Miscellaneous Expenses | Total Grants in Aid – General | Total Revenue (Grants in Aid – Salaries + Grants in Aid – General) | Grand Total (Capital + Revenue) |
|--------|---|---|--|-------------------------------------|-----------------------------|---|---------------------------------|--------------------------------|-------------------------------|--|---------------------------------|
| 29 | NRC on Pig, Guwahati | 231.00 | 463.00 | 80.00 | 10.00 | 160.00 | 107.00 | 4.00 | 361.00 | 824.00 | 1055.00 |
| 30 | AICRP on Pig, NRC on Pig, Guwahati | 141.00 | 156.00 | 0.00 | 8.00 | 223.00 | 25.00 | 0.00 | 256.00 | 412.00 | 553.00 |
| 31 | Mega seed on Pig, NRC on Pig, Guwahati | 84.00 | 0.00 | 0.00 | 2.00 | 143.00 | 13.00 | 0.00 | 158.00 | 158.00 | 242.00 |
| 32 | NRC on Yak, Dirang | 100.00 | 447.00 | 13.00 | 10.00 | 100.00 | 32.00 | 105.00 | 260.00 | 707.00 | 807.00 |
| 33 | NIVEDI, Bangalore | 255.00 | 468.00 | 0.00 | 45.00 | 255.00 | 166.00 | 9.00 | 475.00 | 943.00 | 1198.00 |
| 34 | CIRC, Meerut | 161.00 | 718.00 | 21.00 | 15.00 | 102.00 | 106.00 | 15.00 | 259.00 | 977.00 | 1138.00 |
| 35 | AICRP on Cattle, CIRC, Meerut | 42.00 | 187.00 | 0.00 | 8.75 | 436.60 | 35.65 | 0.00 | 481.00 | 668.00 | 710.00 |
| 36 | Dte. Of Foot & Mouth Disease, Mukteswar | 282.15 | 358.00 | 74.00 | 100.00 | 1140.00 | 270.00 | 13.00 | 1597.00 | 1955.00 | 2237.15 |
| 37 | Dte. Of Poultry Research, Hyderabad | 170.00 | 759.50 | 74.00 | 16.00 | 350.00 | 168.00 | 5.00 | 613.00 | 1372.50 | 1542.50 |
| 38 | AICRP on Poultry, Dte. Of Poultry Research, Hyderabad | 58.00 | 250.00 | 0.00 | 7.50 | 158.00 | 0.00 | 0.00 | 165.50 | 415.50 | 473.50 |
| 39 | Poultry Seed Project, Dte. Of Poultry Research, Hyderabad | 182.00 | 0.00 | 0.00 | 12.50 | 168.00 | 0.00 | 0.00 | 180.50 | 180.50 | 362.50 |
| | TOTAL ANIMAL SCIENCES | 6463.15 | 37923.00 | 23292.00 | 605.25 | 10188.85 | 6959.30 | 1545.45 | 42590.85 | 80513.85 | 86977.00 |
| 1 | CAZRI, Jodhpur | 72.00 | 4395.30 | 3986.00 | 35.00 | 140.00 | 340.00 | 57.70 | 4558.70 | 8954.00 | 9026.00 |
| 2 | CRIDA, Hyderabad | 359.00 | 2159.10 | 420.00 | 30.00 | 290.00 | 367.00 | 31.90 | 1138.90 | 3298.00 | 3657.00 |

DETAILED HEAD-WISE BUDGET ESTIMATES 2017-18
OTHER THAN NEH AND TSP COMPONENT

(₹ In lakhs)

| S. NO. | Head | Total – CAPITAL (Grants for creation of Capital Assets) | Total – Establishment Expenses (Grant in Aid-Salaries) | Pension & Other Retirement Benefits | Total – Traveling Allowance | Total – Research & Operational Expenses | Total – Administrative Expenses | Total – Miscellaneous Expenses | Total Grants in Aid – General | Total Revenue (Grants in Aid – Salaries + Grants in Aid – General) | Grand Total (Capital + Revenue) |
|--------|--|---|--|-------------------------------------|-----------------------------|---|---------------------------------|--------------------------------|-------------------------------|--|---------------------------------|
| 3 | AICRP on Dryland Agriculture, CRIDA, Hyderabad | 10.00 | 2213.00 | 0.00 | 16.50 | 85.50 | 0.00 | 1.00 | 103.00 | 2316.00 | 2326.00 |
| 4 | AICRP on Agrometeorology, CRIDA, Hyderabad | 10.00 | 612.00 | 0.00 | 16.00 | 44.00 | 0.00 | 3.00 | 63.00 | 675.00 | 685.00 |
| 5 | IIS & WC (CS & WCR & TI), Dehradun | 116.00 | 3792.00 | 938.00 | 40.00 | 235.00 | 511.00 | 36.00 | 1760.00 | 5552.00 | 5668.00 |
| 6 | CSSRI, Karnal | 115.00 | 2256.50 | 444.00 | 20.00 | 225.00 | 345.00 | 59.50 | 1093.50 | 3350.00 | 3465.00 |
| 7 | PCU-SAS, CSSRI, Karnal | 0.00 | 559.00 | 0.00 | 7.45 | 45.00 | 3.55 | 0.00 | 56.00 | 615.00 | 615.00 |
| 8 | ICAR RC For NEH Region., Barapani | 30.00 | 6058.60 | 676.00 | 60.00 | 821.40 | 590.00 | 21.00 | 2168.40 | 8227.00 | 8257.00 |
| 9 | ICAR Res. Complex for Eastern Region, Patna | 115.00 | 2051.50 | 236.00 | 37.00 | 350.00 | 413.00 | 28.50 | 1064.50 | 3116.00 | 3231.00 |
| 10 | CCARI (ICAR Res. Complex), Goa | 109.00 | 718.25 | 74.00 | 25.00 | 225.00 | 250.00 | 37.75 | 611.75 | 1330.00 | 1439.00 |
| 11 | IISS, Bhopal | 58.00 | 1159.00 | 95.00 | 20.00 | 20.00 | 253.00 | 15.00 | 403.00 | 1562.00 | 1620.00 |
| 12 | AICRP on Micronutrients, IISS, Bhopal | 10.00 | 570.00 | 0.00 | 10.00 | 46.00 | 5.00 | 0.00 | 61.00 | 631.00 | 641.00 |
| 13 | AICRP on Biofertilizer, IISS, Bhopal | 10.00 | 205.00 | 0.00 | 2.00 | 30.00 | 3.00 | 0.00 | 35.00 | 240.00 | 250.00 |
| 14 | AICRP on STCR, IISS, Bhopal | 10.00 | 542.00 | 0.00 | 10.00 | 51.00 | 0.00 | 0.00 | 61.00 | 603.00 | 613.00 |

DETAILED HEAD-WISE BUDGET ESTIMATES 2017-18
OTHER THAN NEH AND TSP COMPONENT

(₹ In lakhs)

| S. NO. | Head | Total – CAPITAL (Grants for creation of Capital Assets) | Total – Establishment Expenses (Grant in Aid-Salaries) | Pension & Other Retirement Benefits | Total – Traveling Allowance | Total – Research & Operational Expenses | Total – Administrative Expenses | Total – Miscellaneous Expenses | Total Grants in Aid – General | Total Revenue (Grants in Aid – Salaries + Grants in Aid – General) | Grand Total (Capital + Revenue) |
|--------|---|---|--|-------------------------------------|-----------------------------|---|---------------------------------|--------------------------------|-------------------------------|--|---------------------------------|
| 15 | AICRP on LTFE, IISS, Bhopal | 10.00 | 359.00 | 0.00 | 5.00 | 25.00 | 0.00 | 0.00 | 30.00 | 389.00 | 399.00 |
| 16 | CRP on Conservation Agriculture, IISS, Bhopal | 75.00 | 0.00 | 0.00 | 14.00 | 174.00 | 6.00 | 6.00 | 200.00 | 200.00 | 275.00 |
| 17 | NBSS & LUP, Nagpur | 112.00 | 3125.00 | 3266.00 | 50.00 | 260.00 | 438.00 | 40.00 | 4054.00 | 7179.00 | 7291.00 |
| 18 | CARI, Jhansi | 105.00 | 658.00 | 105.00 | 8.00 | 100.00 | 191.00 | 5.00 | 409.00 | 1067.00 | 1172.00 |
| 19 | AICRP on Agroforestry, CARI, Jhansi | 50.00 | 1026.00 | 0.00 | 20.00 | 60.00 | 0.00 | 0.00 | 80.00 | 1106.00 | 1156.00 |
| 20 | IIWM, Bhubaneswar | 75.00 | 667.00 | 0.00 | 15.00 | 96.00 | 135.00 | 15.00 | 261.00 | 928.00 | 1003.00 |
| 21 | AICRP on IW, IIWM, Bhubaneswar | 10.00 | 2106.00 | 0.00 | 8.00 | 53.00 | 0.00 | 0.00 | 61.00 | 2167.00 | 2177.00 |
| 22 | CRP on Water, IIWM, Bhubaneswar | 100.00 | 0.00 | 0.00 | 25.00 | 240.00 | 0.00 | 10.00 | 275.00 | 275.00 | 375.00 |
| 23 | NRC on Integrated Farming, Motihari | 600.00 | 207.00 | 0.00 | 25.00 | 224.00 | 231.00 | 20.00 | 500.00 | 707.00 | 1307.00 |
| 24 | Dte. Of Weed Research, Jabalpur | 54.00 | 615.50 | 5.00 | 12.00 | 128.00 | 260.50 | 27.00 | 432.50 | 1048.00 | 1102.00 |
| 25 | AICRP on Weed Management, DWR, Jabalpur | 10.00 | 641.00 | 0.00 | 16.00 | 54.00 | 27.00 | 3.00 | 100.00 | 741.00 | 751.00 |
| 26 | IIFSR, Modipuram | 58.00 | 1157.25 | 158.00 | 13.00 | 100.00 | 128.75 | 14.00 | 413.75 | 1571.00 | 1629.00 |

DETAILED HEAD-WISE BUDGET ESTIMATES 2017-18
OTHER THAN NEH AND TSP COMPONENT

(₹ In lakhs)

| S. NO. | Head | Total – CAPITAL (Grants for creation of Capital Assets) | Total – Establishment Expenses (Grant in Aid-Salaries) | Pension & Other Retirement Benefits | Total – Traveling Allowance | Total – Research & Operational Expenses | Total – Administrative Expenses | Total – Miscellaneous Expenses | Total Grants in Aid – General | Total Revenue (Grants in Aid – Salaries + Grants in Aid – General) | Grand Total (Capital + Revenue) |
|--------|--|---|--|-------------------------------------|-----------------------------|---|---------------------------------|--------------------------------|-------------------------------|--|---------------------------------|
| 27 | AICRP on Integrated Farming System, IIFSR, | 60.00 | 2308.00 | 0.00 | 30.00 | 70.00 | 0.00 | 0.00 | 100.00 | 2408.00 | 2468.00 |
| 29 | NIASM, Baramati | 406.00 | 585.00 | 0.00 | 23.00 | 100.00 | 370.50 | 26.50 | 520.00 | 1105.00 | 1511.00 |
| | TOTAL NRM DIVISION | 2749.00 | 40746.00 | 10403.00 | 599.95 | 4392.90 | 4868.30 | 457.85 | 20722.00 | 61468.00 | 64217.00 |
| 30 | NICRA, Hyderabad | 800.00 | 0.00 | 0.00 | 153.00 | 3325.00 | 0.00 | 22.00 | 3500.00 | 3500.00 | 4300.00 |
| | TOTAL CRAI/NICRA | 800.00 | 0.00 | 0.00 | 153.00 | 3325.00 | 0.00 | 22.00 | 3500.00 | 3500.00 | 4300.00 |
| 1 | CIBA, Chennai | 280.00 | 1685.50 | 1430.00 | 25.00 | 166.00 | 706.00 | 16.50 | 2343.50 | 4029.00 | 4309.00 |
| 2 | AINP on Fish Health, CIBA, Chennai | 0.00 | 0.00 | 0.00 | 18.00 | 160.00 | 6.00 | 6.00 | 190.00 | 190.00 | 190.00 |
| 3 | CIFRI, Barrackpore | 315.00 | 2301.00 | 4732.00 | 56.00 | 227.00 | 298.00 | 17.00 | 5330.00 | 7631.00 | 7946.00 |
| 4 | CIFA, Bhubaneswar | 353.00 | 2313.00 | 194.00 | 50.00 | 506.00 | 254.00 | 50.00 | 1054.00 | 3367.00 | 3720.00 |
| 5 | CIFE, Mumbai | 256.00 | 3126.00 | 677.00 | 80.00 | 170.00 | 1568.00 | 326.00 | 2821.00 | 5947.00 | 6203.00 |
| 6 | CIFT, Kochi | 268.00 | 2638.00 | 301.00 | 55.00 | 237.00 | 513.00 | 48.00 | 1154.00 | 3792.00 | 4060.00 |
| 7 | CMFRI, Kochi | 365.00 | 5789.00 | 5850.00 | 160.00 | 500.00 | 972.00 | 50.00 | 7532.00 | 13321.00 | 13686.00 |
| 8 | ANIP Mericulture, CMFRI, Kochi | 115.00 | 0.00 | 0.00 | 30.00 | 130.00 | 40.00 | 20.00 | 220.00 | 220.00 | 335.00 |
| 9 | NBFGR, Lucknow | 277.00 | 1127.50 | 164.00 | 35.00 | 170.00 | 465.00 | 36.50 | 870.50 | 1998.00 | 2275.00 |
| 10 | CRP Genomics, NBFGR, Lucknow | 0.00 | 0.00 | 0.00 | 7.00 | 319.00 | 0.00 | 109.00 | 435.00 | 435.00 | 435.00 |

DETAILED HEAD-WISE BUDGET ESTIMATES 2017-18
OTHER THAN NEH AND TSP COMPONENT

| S. NO. | Head | (₹ In lakhs) | | | | | | | | | |
|--------|---|---|--|-------------------------------------|-----------------------------|---|---------------------------------|--------------------------------|-------------------------------|--|---------------------------------|
| | | Total – CAPITAL (Grants for creation of Capital Assets) | Total – Establishment Expenses (Grant in Aid-Salaries) | Pension & Other Retirement Benefits | Total – Traveling Allowance | Total – Research & Operational Expenses | Total – Administrative Expenses | Total – Miscellaneous Expenses | Total Grants in Aid – General | Total Revenue (Grants in Aid – Salaries + Grants in Aid – General) | Grand Total (Capital + Revenue) |
| 11 | Dte. Of Coldwater Fisheries Research, Bhimtal | 156.00 | 702.00 | 54.00 | 21.00 | 176.00 | 177.00 | 24.00 | 452.00 | 1154.00 | 1310.00 |
| | TOTAL FISHEREIES | 2385.00 | 19682.00 | 13402.00 | 537.00 | 2761.00 | 4999.00 | 703.00 | 22402.00 | 42084.00 | 44469.00 |
| 1 | CIAE, Bhopal | 80.00 | 2767.90 | 1525.00 | 40.00 | 250.00 | 330.00 | 40.00 | 2185.00 | 4952.90 | 5032.90 |
| 2 | AICRP on FIM, CIAE, Bhopal | 25.00 | 1612.70 | 0.00 | 27.00 | 123.00 | 0.00 | 0.00 | 150.00 | 1762.70 | 1787.70 |
| 3 | AICRP on ESA, CIAE, Bhopal | 20.00 | 368.60 | 0.00 | 12.00 | 37.80 | 0.20 | 0.00 | 50.00 | 418.60 | 438.60 |
| 4 | AICRP on EAAI, CIAE, Bhopal | 25.00 | 754.20 | 0.00 | 15.00 | 85.00 | 0.00 | 0.00 | 100.00 | 854.20 | 879.20 |
| 5 | AICRP on UAE, CIAE, Bhopal | 20.00 | 399.70 | 0.00 | 10.00 | 67.50 | 0.00 | 2.50 | 80.00 | 479.70 | 499.70 |
| 6 | CRP On FMPF, CIAE, Bhopal | 6.00 | 0.00 | 0.00 | 4.00 | 71.00 | 0.00 | 15.00 | 90.00 | 90.00 | 96.00 |
| 7 | CRP On EA, CIAE, Bhopal | 6.00 | 0.00 | 0.00 | 8.00 | 68.00 | 0.00 | 4.00 | 80.00 | 80.00 | 86.00 |
| 8 | CIPHET, Ludhiana | 50.00 | 922.00 | 125.00 | 15.00 | 140.00 | 208.00 | 12.00 | 500.00 | 1422.00 | 1472.00 |

DETAILED HEAD-WISE BUDGET ESTIMATES 2017-18
OTHER THAN NEH AND TSP COMPONENT

(₹ In lakhs)

| S. NO. | Head | Total – CAPITAL (Grants for creation of Capital Assets) | Total – Establishment Expenses (Grant in Aid-Salaries) | Pension & Other Retirement Benefits | Total – Traveling Allowance | Total – Research & Operational Expenses | Total – Administrative Expenses | Total – Miscellaneous Expenses | Total Grants in Aid – General | Total Revenue (Grants in Aid – Salaries + Grants in Aid – General) | Grand Total (Capital + Revenue) |
|--------|---------------------------------------|---|--|-------------------------------------|-----------------------------|---|---------------------------------|--------------------------------|-------------------------------|--|---------------------------------|
| 9 | AICRP on PET, CIPHET, Ludhiana | 20.00 | 238.30 | | 9.00 | 48.50 | 0.00 | 2.50 | 60.00 | 298.30 | 318.30 |
| 10 | AICRP on PHET, CIPHET, Ludhiana | 25.00 | 1549.50 | | 50.00 | 230.00 | 0.00 | 20.00 | 300.00 | 1849.50 | 1874.50 |
| 11 | CRP On SA, CIPHET, Ludhiana | 6.00 | 0.00 | | 5.00 | 95.00 | 0.00 | 0.00 | 100.00 | 100.00 | 106.00 |
| 12 | CRP On HF, CIPHET, Ludhiana | 6.00 | 0.00 | | 4.60 | 94.00 | 0.00 | 1.40 | 100.00 | 100.00 | 106.00 |
| 13 | CIRCOT, Mumbai | 50.00 | 1639.50 | 1600.00 | 25.00 | 20.00 | 468.00 | 7.00 | 2120.00 | 3759.50 | 3809.50 |
| 14 | CRP on Natural Fibres, CIRCOT, Mumbai | 6.00 | 0.00 | | 5.00 | 50.00 | 5.00 | 0.00 | 60.00 | 60.00 | 66.00 |
| 15 | IINRG, Ranchi | 60.00 | 1384.60 | 350.00 | 16.00 | 85.00 | 196.00 | 63.00 | 710.00 | 2094.60 | 2154.60 |
| 16 | NWP on HP VANR&G, IINRG, Ranchi | 10.00 | 0.00 | | 10.00 | 100.00 | 0.00 | 0.00 | 110.00 | 110.00 | 120.00 |
| 17 | NWP on CLIGR, IINRG, Ranchi | 10.00 | 0.00 | | 12.00 | 98.00 | 0.00 | 0.00 | 110.00 | 110.00 | 120.00 |
| 18 | NIRJAFT, Kolkata | 30.00 | 1107.00 | 513.00 | 14.00 | 35.00 | 239.00 | 49.00 | 850.00 | 1957.00 | 1987.00 |
| | TOTAL AGRICULTURAL ENGINEERING | 455.00 | 12744.00 | 4113.00 | 281.60 | 1697.80 | 1446.20 | 216.40 | 7755.00 | 20499.00 | 20954.00 |

DETAILED HEAD-WISE BUDGET ESTIMATES 2017-18
OTHER THAN NEH AND TSP COMPONENT

| S. NO. | Head | (₹ In lakhs) | | | | | | | | | |
|--------|---|---|--|-------------------------------------|-----------------------------|---|---------------------------------|--------------------------------|-------------------------------|--|---------------------------------|
| | | Total – CAPITAL (Grants for creation of Capital Assets) | Total – Establishment Expenses (Grant in Aid-Salaries) | Pension & Other Retirement Benefits | Total – Traveling Allowance | Total – Research & Operational Expenses | Total – Administrative Expenses | Total – Miscellaneous Expenses | Total Grants in Aid – General | Total Revenue (Grants in Aid – Salaries + Grants in Aid – General) | Grand Total (Capital + Revenue) |
| 1 | IASRI including CABin, New Delhi | 109.00 | 2677.80 | 647.00 | 28.00 | 375.00 | 1436.00 | 674.20 | 3160.20 | 5838.00 | 5947.00 |
| 2 | NIAP & PR, New Delhi | 84.00 | 467.20 | 3.00 | 9.00 | 273.80 | 130.00 | 10.00 | 425.80 | 893.00 | 977.00 |
| | TOTAL ECO. STATISTICS & MANAGEMENT | 193.00 | 3145.00 | 650.00 | 37.00 | 648.80 | 1566.00 | 684.20 | 3586.00 | 6731.00 | 6924.00 |
| 1 | NAARM, Hyderabad | 500.00 | 2788.00 | 2116.00 | 70.00 | 190.00 | 2031.00 | 143.00 | 4550.00 | 7338.00 | 7838.00 |
| 2 | CIWA, Bhubaneswar | 574.00 | 530.00 | 0.00 | 21.00 | 255.00 | 111.00 | 3.00 | 390.00 | 920.00 | 1494.00 |
| 3 | AICRP on Home Science, CIWA, Bhubaneswar | 150.00 | 1900.00 | 0.00 | 50.00 | 600.00 | 210.00 | 0.00 | 860.00 | 2760.00 | 2910.00 |
| 4 | Strengthening and Development of Higher Agricultural Education in India | 30250.00 | 0.00 | 0.00 | 0.00 | 8500.00 | 7479.00 | 9500.00 | 25479.00 | 25479.00 | 55729.00 |
| | TOTAL AG. EDUCATION DIVISION | 31474.00 | 5218.00 | 2116.00 | 141.00 | 9545.00 | 9831.00 | 9646.00 | 31279.00 | 36497.00 | 67971.00 |
| 1 | HEADQUARTERS UNIT | 158.00 | 7121.00 | 6334.00 | 207.00 | 0.00 | 3130.00 | 990.00 | 10661.00 | 17782.00 | 17940.00 |
| 2 | EXTRA MURAL FUND | 150.00 | 0.00 | 0.00 | 0.00 | 0.00 | 0.00 | 650.00 | 650.00 | 650.00 | 800.00 |
| 3 | AUDITORIUM | 9000.00 | 0.00 | 0.00 | 0.00 | 0.00 | 0.00 | 0.00 | 0.00 | 0.00 | 9000.00 |
| 4 | ASRB | 1200.00 | 720.00 | 0.00 | 18.00 | 0.00 | 816.00 | 0.00 | 834.00 | 1554.00 | 2754.00 |

DETAILED HEAD-WISE BUDGET ESTIMATES 2017-18
OTHER THAN NEH AND TSP COMPONENT

(₹ In lakhs)

| S. NO. | Head | Total – CAPITAL (Grants for creation of Capital Assets) | Total – Establishment Expenses (Grant in Aid-Salaries) | Pension & Other Retirement Benefits | Total – Traveling Allowance | Total – Research & Operational Expenses | Total – Administrative Expenses | Total – Miscellaneous Expenses | Total Grants in Aid – General | Total Revenue (Grants in Aid – Salaries + Grants in Aid – General) | Grand Total (Capital + Revenue) |
|--------|--|---|--|-------------------------------------|-----------------------------|---|---------------------------------|--------------------------------|-------------------------------|--|---------------------------------|
| 5 | SOCIETIES/AWARD | 0.00 | 0.00 | 0.00 | 0.00 | 0.00 | 0.00 | 750.00 | 750.00 | 750.00 | 750.00 |
| 6 | NASM | 900.00 | 0.00 | 0.00 | 0.00 | 0.00 | 0.00 | 0.00 | 0.00 | 0.00 | 900.00 |
| 7 | INT. COOP - CGIAR | 0.00 | 0.00 | 0.00 | 0.00 | 0.00 | 0.00 | 4500.00 | 4500.00 | 4500.00 | 4500.00 |
| 8 | HRM | 0.00 | 0.00 | 0.00 | 0.00 | 0.00 | 0.00 | 200.00 | 200.00 | 200.00 | 200.00 |
| 9 | Publicity and Public Relations | 0.00 | 0.00 | 0.00 | 0.00 | 0.00 | 0.00 | 750.00 | 750.00 | 750.00 | 750.00 |
| 10 | CERA | 5.00 | 0.00 | 0.00 | 5.00 | 2245.00 | 30.00 | 15.00 | 2295.00 | 2295.00 | 2300.00 |
| 11 | NAIF | 500.00 | 0.00 | 0.00 | 100.00 | 1000.00 | 700.00 | 200.00 | 2000.00 | 2000.00 | 2500.00 |
| 12 | CREATION AND MAINTENANCE OF INFRASTRUCTURE | 1295.00 | 0.00 | 0.00 | 0.00 | 0.00 | 25.00 | 40.00 | 65.00 | 65.00 | 1360.00 |
| 13 | EVALUATION OF SCHEMES | 0.00 | 0.00 | 0.00 | 0.00 | 0.00 | 0.00 | 40.00 | 40.00 | 40.00 | 40.00 |
| | TOTAL ICAR HQRS. | 13208.00 | 7841.00 | 6334.00 | 330.00 | 3245.00 | 4701.00 | 8135.00 | 22745.00 | 30586.00 | 43794.00 |
| 1 | PIU, NASF | 32.00 | 120.00 | 0.00 | 15.00 | 0.00 | 87.00 | 6.00 | 108.00 | 228.00 | 260.00 |
| 2 | Funding to Projects | 2848.00 | 0.00 | 0.00 | 0.00 | 0.00 | 0.00 | 1892.00 | 1892.00 | 1892.00 | 4740.00 |
| | TOTAL OTHERS | 2880.00 | 120.00 | 0.00 | 15.00 | 0.00 | 87.00 | 1898.00 | 2000.00 | 2120.00 | 5000.00 |
| 1 | DKMA, New Delhi | 25.00 | 533.00 | 0.00 | 10.00 | 0.00 | 418.00 | 22.00 | 450.00 | 983.00 | 1008.00 |
| 2 | ATARI ZONE-I, Ludhiana | 747.50 | 6654.72 | 10.00 | 110.75 | 417.10 | 280.50 | 36.00 | 854.35 | 7509.07 | 8256.57 |
| 3 | ATARI ZONE-II, Jodhpur | 414.02 | 5969.59 | 11.00 | 82.55 | 352.30 | 242.70 | 5.00 | 693.55 | 6663.14 | 7077.16 |

DETAILED HEAD-WISE BUDGET ESTIMATES 2017-18
OTHER THAN NEH AND TSP COMPONENT

(₹ In lakhs)

| S. NO. | Head | Total – CAPITAL (Grants for creation of Capital Assets) | Total – Establishment Expenses (Grant in Aid-Salaries) | Pension & Other Retirement Benefits | Total – Traveling Allowance | Total – Research & Operational Expenses | Total – Administrative Expenses | Total – Miscellaneous Expenses | Total Grants in Aid – General | Total Revenue (Grants in Aid – Salaries + Grants in Aid – General) | Grand Total (Capital + Revenue) |
|--------|-------------------------------------|---|--|-------------------------------------|-----------------------------|---|---------------------------------|--------------------------------|-------------------------------|--|---------------------------------|
| 4 | ATARI ZONE-III, Kanpur | 543.00 | 6783.89 | 11.00 | 85.00 | 462.00 | 188.00 | 57.00 | 803.00 | 7586.89 | 8129.89 |
| 5 | ATARI ZONE-IV, Patna | 756.20 | 6189.00 | | 99.50 | 372.00 | 443.95 | 63.00 | 978.45 | 7167.45 | 7923.65 |
| 6 | ATARI ZONE-V, Kolkata | 929.46 | 5633.98 | 65.00 | 96.00 | 460.25 | 370.00 | 26.00 | 1017.25 | 6651.23 | 7580.69 |
| 7 | ATARI ZONE-VI, Guwahati | 75.00 | 0.00 | | 0.00 | 50.00 | 81.00 | 9.00 | 140.00 | 140.00 | 215.00 |
| 8 | ATARI ZONE-VII, Barapani | 175.00 | 0.00 | 11.00 | 100.50 | 38.90 | 30.60 | 9.00 | 190.00 | 190.00 | 365.00 |
| 9 | ATARI ZONE-VIII, Pune | 750.35 | 7535.46 | | 133.63 | 444.79 | 400.44 | 23.63 | 1002.49 | 8537.95 | 9288.30 |
| 10 | ATARI ZONE-IX, Jabalpur | 590.00 | 6654.72 | 11.00 | 185.00 | 358.60 | 297.40 | 18.00 | 870.00 | 7524.72 | 8114.72 |
| 11 | ATARI ZONE-X, Hyderabad | 584.77 | 6871.62 | 100.00 | 110.57 | 582.83 | 430.66 | 22.05 | 1246.11 | 8117.73 | 8702.50 |
| 12 | ATARI ZONE-XI, Bangalore | 450.00 | 4502.02 | 15.00 | 125.00 | 316.65 | 270.85 | 22.50 | 750.00 | 5252.02 | 5702.02 |
| 13 | FARMER FIRST | 284.00 | 0.00 | | 149.00 | 1515.00 | 192.00 | 160.00 | 2016.00 | 2016.00 | 2300.00 |
| 14 | ARYA | 835.70 | 0.00 | | 16.40 | 765.90 | 0.00 | 128.29 | 910.59 | 910.59 | 1746.29 |
| 15 | EMF | 150.00 | 0.00 | | 15.00 | 300.00 | 4.50 | 30.50 | 350.00 | 350.00 | 500.00 |
| 16 | NETWORK PROJECT | 0.00 | 0.00 | | 24.00 | 27.80 | 0.00 | 11.41 | 63.21 | 63.21 | 63.21 |
| 17 | DISASTER MGMT. | 70.00 | 0.00 | | 0.00 | 0.00 | 30.00 | 0.00 | 30.00 | 30.00 | 100.00 |
| | TOTAL AGRICULTURAL EXTENSION | 7380.00 | 57328.00 | 234.00 | 1342.90 | 6464.12 | 3680.60 | 643.38 | 12365.00 | 69693.00 | 77073.00 |
| | GRAND TOTAL | 77869.15 | 299936.00 | 98001.00 | 6462.86 | 61176.26 | 57534.00 | 26122.73 | 249296.85 | 549232.85 | 627102.00 |

NEH COMPONENTS

| S. NO. | Name of the Unit | (₹ In lakhs) | | | | | | | | | |
|--------|--|---|--|-----------------------------|---|---------------------------------|--------------------------------|-------------------------------|--|---------------------------------|-------|
| | | Total – CAPITAL (Grants for creation of Capital Assets) | Total – Establishment Expenses (Grant in Aid - Salaries) | Total – Traveling Allowance | Total – Research & Operational Expenses | Total – Administrative Expenses | Total – Miscellaneous Expenses | Total Grants in Aid - General | Total Revenue (Grants in Aid - Salaries + Grants in Aid - General) | Grand Total (Capital + Revenue) | |
| 1 | CICR, Nagpur | 0.00 | 0.00 | 0.00 | 0.00 | 0.00 | 0.00 | 0.00 | 0.00 | 0.00 | 0.00 |
| 2 | AICRP on Cotton, CICR, Nagpur | 0.00 | 0.00 | 0.00 | 0.00 | 0.00 | 0.00 | 0.00 | 0.00 | 0.00 | 0.00 |
| 3 | CRIJAF, Barrackpore | 0.00 | 0.00 | 0.00 | 0.00 | 0.00 | 0.00 | 0.00 | 0.00 | 0.00 | 0.00 |
| 4 | AINPJAF, CRIJAF, Barrackpore | 0.00 | 75.00 | 0.00 | 0.00 | 0.00 | 0.00 | 0.00 | 0.00 | 75.00 | 75.00 |
| 5 | NRRI, Cuttack | 0.00 | 0.00 | 5.00 | 10.00 | 0.00 | 0.00 | 0.00 | 0.00 | 15.00 | 15.00 |
| 6 | Incentivizing Research in Agriculture, NRRI, Cuttack | 0.00 | 0.00 | 0.00 | 0.00 | 0.00 | 0.00 | 0.00 | 0.00 | 0.00 | 0.00 |
| 7 | CTRI, Rajamundry | 0.00 | 0.00 | 0.00 | 0.00 | 0.00 | 0.00 | 0.00 | 0.00 | 0.00 | 0.00 |
| 8 | NETWORK on Tobacco, CTRI, Rajamundry | 0.00 | 0.00 | 0.00 | 0.00 | 0.00 | 0.00 | 0.00 | 0.00 | 0.00 | 0.00 |
| 9 | IARI, New Delhi | 0.00 | 0.00 | 0.00 | 0.00 | 0.00 | 0.00 | 0.00 | 40.00 | 40.00 | 40.00 |
| 10 | Pesticide Residues, IARI, New Delhi | 0.00 | 40.00 | 0.00 | 0.00 | 0.00 | 0.00 | 0.00 | 0.00 | 40.00 | 40.00 |
| 11 | AICRP Nematode, IARI, New Delhi | 0.00 | 40.00 | 0.00 | 0.00 | 0.00 | 0.00 | 0.00 | 0.00 | 40.00 | 40.00 |
| 12 | CRP On Hybrid Technology, IARI, New Delhi | 0.00 | 0.00 | 0.00 | 0.00 | 0.00 | 0.00 | 0.00 | 0.00 | 0.00 | 0.00 |
| 13 | CRP On Molecular Breeding, IARI, New Delhi | 0.00 | 0.00 | 0.00 | 0.00 | 0.00 | 0.00 | 0.00 | 0.00 | 0.00 | 0.00 |
| 14 | IARI Types Deemed University, Assam | 0.00 | 0.00 | 0.00 | 0.00 | 0.00 | 0.00 | 0.00 | 0.00 | 0.00 | 0.00 |
| 15 | IARI Types Deemed University, Jharkhand | 0.00 | 0.00 | 0.00 | 0.00 | 0.00 | 0.00 | 0.00 | 0.00 | 0.00 | 0.00 |
| 16 | IGFRI, Jhansi | 0.00 | 0.00 | 0.00 | 0.00 | 0.00 | 0.00 | 0.00 | 0.00 | 0.00 | 0.00 |

NEH COMPONENTS

| S. NO. | Name of the Unit | (₹ In lakhs) | | | | | | | | | | |
|--------|--|---|--|-----------------------------|---|---------------------------------|--------------------------------|-------------------------------|--|---------------------------------|--------|--------|
| | | Total – CAPITAL (Grants for creation of Capital Assets) | Total – Establishment Expenses (Grant in Aid - Salaries) | Total – Traveling Allowance | Total – Research & Operational Expenses | Total – Administrative Expenses | Total – Miscellaneous Expenses | Total Grants in Aid - General | Total Revenue (Grants in Aid - Salaries + Grants in Aid - General) | Grand Total (Capital + Revenue) | | |
| 17 | AICRP on Forage Crops and Utilization, IGFRI, Jhansi | 0.00 | 70.00 | 0.00 | 0.00 | 0.00 | 0.00 | 0.00 | 0.00 | 0.00 | 70.00 | 70.00 |
| 18 | IIPR, Kanpur | 0.00 | 0.00 | 0.00 | 0.00 | 0.00 | 0.00 | 0.00 | 0.00 | 0.00 | 0.00 | 0.00 |
| 19 | AICRP on Chickpea, IIPR, Kanpur | 0.00 | 70.00 | 0.00 | 0.00 | 0.00 | 0.00 | 0.00 | 0.00 | 0.00 | 70.00 | 70.00 |
| 20 | AICRP on Mullarp, IIPR, Kanpur | 0.00 | 170.00 | 0.00 | 0.00 | 0.00 | 0.00 | 0.00 | 0.00 | 0.00 | 170.00 | 170.00 |
| 21 | AICRP on Pigeonpea, IIPR, Kanpur | 0.00 | 100.00 | 0.00 | 0.00 | 0.00 | 0.00 | 0.00 | 0.00 | 0.00 | 100.00 | 100.00 |
| 22 | AICRP on Arid Legumes, IIPR Kanpur | 0.00 | 0.00 | 0.00 | 0.00 | 0.00 | 0.00 | 0.00 | 0.00 | 0.00 | 0.00 | 0.00 |
| 23 | IISR, Lucknow | 0.00 | 0.00 | 0.00 | 0.00 | 0.00 | 0.00 | 0.00 | 0.00 | 0.00 | 0.00 | 0.00 |
| 24 | AICRP on Sugercane, IISR, Lucknow | 0.00 | 80.00 | 0.00 | 0.00 | 0.00 | 0.00 | 0.00 | 0.00 | 0.00 | 80.00 | 80.00 |
| 25 | NBAIM, Maunath Bhanjan | 0.00 | 0.00 | 0.00 | 0.00 | 0.00 | 0.00 | 0.00 | 0.00 | 0.00 | 0.00 | 0.00 |
| 26 | AMAAS, NBAIM, Mau | 0.00 | 0.00 | 0.00 | 0.00 | 0.00 | 0.00 | 0.00 | 0.00 | 0.00 | 0.00 | 0.00 |
| 27 | NBPGR, New Delhi | 0.00 | 0.00 | 0.00 | 30.00 | 0.00 | 0.00 | 0.00 | 0.00 | 0.00 | 30.00 | 30.00 |
| 28 | AICRP POTENTIAL CROP, NBPGR, New Delhi | 0.00 | 0.00 | 0.00 | 0.00 | 0.00 | 0.00 | 0.00 | 0.00 | 0.00 | 0.00 | 0.00 |
| 29 | CRP-AGRO BIODIVERSITY, NBPGR, New Delhi | 0.00 | 0.00 | 0.00 | 0.00 | 0.00 | 0.00 | 0.00 | 0.00 | 0.00 | 0.00 | 0.00 |
| 30 | SBI, Coimbatore | 0.00 | 0.00 | 0.00 | 0.00 | 0.00 | 0.00 | 0.00 | 0.00 | 0.00 | 0.00 | 0.00 |
| 31 | VPKAS, Almora | 0.00 | 0.00 | 0.00 | 0.00 | 0.00 | 0.00 | 0.00 | 0.00 | 0.00 | 0.00 | 0.00 |

NEH COMPONENTS

| S. NO. | Name of the Unit | (₹ In lakhs) | | | | | | | | | |
|--------|---|---|--|-----------------------------|---|---------------------------------|--------------------------------|-------------------------------|--|---------------------------------|--------|
| | | Total – CAPITAL (Grants for creation of Capital Assets) | Total – Establishment Expenses (Grant in Aid - Salaries) | Total – Traveling Allowance | Total – Research & Operational Expenses | Total – Administrative Expenses | Total – Miscellaneous Expenses | Total Grants in Aid - General | Total Revenue (Grants in Aid - Salaries + Grants in Aid - General) | Grand Total (Capital + Revenue) | |
| 32 | NRCIPM, New Delhi | 0.00 | 0.00 | 0.00 | 0.00 | 15.00 | 0.00 | 15.00 | 15.00 | 15.00 | 15.00 |
| 33 | AINP On Soil Arthropod Pests, NRCIPM, New Delhi | 0.00 | 20.00 | 0.00 | 0.00 | 0.00 | 0.00 | 0.00 | 20.00 | 20.00 | 20.00 |
| 34 | AINP on Agricultural Acarology, NRCIPM, New Delhi | 0.00 | 0.00 | 0.00 | 0.00 | 0.00 | 0.00 | 0.00 | 0.00 | 0.00 | 0.00 |
| 35 | DGR, Junagadh | 0.00 | 0.00 | 0.00 | 0.00 | 0.00 | 0.00 | 0.00 | 0.00 | 0.00 | 0.00 |
| 36 | AICRP on Groudnut, DGR, Junagadh | 0.00 | 0.00 | 0.00 | 0.00 | 0.00 | 0.00 | 0.00 | 0.00 | 0.00 | 0.00 |
| 37 | NRC Plant Biotechnology, New Delhi | 0.00 | 0.00 | 0.00 | 0.00 | 0.00 | 0.00 | 0.00 | 0.00 | 0.00 | 0.00 |
| 38 | NETWORK PROJECT ON TRANSGENIC IN CROPS, NRCIPB, New Delhi | 0.00 | 0.00 | 0.00 | 0.00 | 0.00 | 0.00 | 0.00 | 0.00 | 0.00 | 0.00 |
| 39 | DR & MR, Bharatpur | 0.00 | 0.00 | 0.00 | 0.00 | 0.00 | 0.00 | 0.00 | 0.00 | 0.00 | 0.00 |
| 40 | AICRP on R&M, DR & MR, Bharatpur | 0.00 | 60.00 | 0.00 | 0.00 | 0.00 | 0.00 | 0.00 | 60.00 | 60.00 | 60.00 |
| 41 | IIMR, Hyderabad | 0.00 | 0.00 | 0.00 | 0.00 | 0.00 | 0.00 | 0.00 | 0.00 | 0.00 | 0.00 |
| 42 | AICRP on Sorghum, IIMR, Hyderabad | 0.00 | 0.00 | 0.00 | 0.00 | 0.00 | 0.00 | 0.00 | 0.00 | 0.00 | 0.00 |
| 43 | AICRP on Pearl Millets, IIMR, Hyderabad | 0.00 | 0.00 | 0.00 | 0.00 | 0.00 | 0.00 | 0.00 | 0.00 | 0.00 | 0.00 |
| 44 | AICRP on Small Millets, IIMR, Hyderabad | 0.00 | 40.00 | 0.00 | 0.00 | 0.00 | 0.00 | 0.00 | 40.00 | 40.00 | 40.00 |
| 45 | DSR, Indore | 0.00 | 0.00 | 0.00 | 0.00 | 0.00 | 0.00 | 0.00 | 0.00 | 0.00 | 0.00 |
| 46 | AICRP on Soybean, Indore | 0.00 | 100.00 | 0.00 | 0.00 | 0.00 | 0.00 | 0.00 | 100.00 | 100.00 | 100.00 |
| 47 | NBAIR, Bengaluru | 0.00 | 0.00 | 0.00 | 0.00 | 0.00 | 0.00 | 0.00 | 0.00 | 0.00 | 0.00 |

NEH COMPONENTS

| S. NO. | Name of the Unit | (₹ In lakhs) | | | | | | | | | | |
|--------|--|---|--|-----------------------------|---|---------------------------------|--------------------------------|-------------------------------|--|---------------------------------|--------|--------|
| | | Total – CAPITAL (Grants for creation of Capital Assets) | Total – Establishment Expenses (Grant in Aid - Salaries) | Total – Traveling Allowance | Total – Research & Operational Expenses | Total – Administrative Expenses | Total – Miscellaneous Expenses | Total Grants in Aid - General | Total Revenue (Grants in Aid - Salaries + Grants in Aid - General) | Grand Total (Capital + Revenue) | | |
| 48 | AICRP on Biological Control, NBAIR, Bengaluru | 0.00 | 35.00 | 0.00 | 0.00 | 0.00 | 0.00 | 0.00 | 0.00 | 0.00 | 35.00 | 35.00 |
| 49 | AICRP on Honey Bee & Pollinators, NBAIR, Bengaluru | 0.00 | 70.00 | 0.00 | 0.00 | 0.00 | 0.00 | 0.00 | 0.00 | 0.00 | 70.00 | 70.00 |
| 50 | AINP on Vertibrate Pest Management, NBAIR, Bengaluru | 0.00 | 55.00 | 0.00 | 0.00 | 0.00 | 0.00 | 0.00 | 0.00 | 0.00 | 55.00 | 55.00 |
| 51 | IIMR, New Delhi | 0.00 | 0.00 | 0.00 | 23.00 | 0.00 | 0.00 | 0.00 | 0.00 | 23.00 | 23.00 | 23.00 |
| 52 | AICRP On Maize, IIMR, New Delhi | 0.00 | 10.00 | 0.50 | 14.50 | 0.00 | 0.00 | 0.00 | 0.00 | 15.00 | 25.00 | 25.00 |
| 53 | IIOR, Hyderabad | 0.00 | 0.00 | 0.00 | 16.00 | 0.00 | 0.00 | 0.00 | 0.00 | 16.00 | 16.00 | 16.00 |
| 54 | AICRP on Oilseed, Hyderabad | 0.00 | 0.00 | 0.00 | 0.00 | 0.00 | 0.00 | 0.00 | 0.00 | 0.00 | 0.00 | 0.00 |
| 55 | AICRP on Linseed, IIOR, Hyderabad | 0.00 | 40.00 | 0.00 | 0.00 | 0.00 | 0.00 | 0.00 | 0.00 | 0.00 | 40.00 | 40.00 |
| 56 | AICRP on Sesame & Niger, IIOR, Hyderabad | 0.00 | 0.00 | 0.00 | 0.00 | 0.00 | 0.00 | 0.00 | 0.00 | 0.00 | 0.00 | 0.00 |
| 57 | IIRR, Hyderabad | 0.00 | 0.00 | 0.00 | 8.00 | 2.00 | 1.00 | 1.00 | 11.00 | 11.00 | 11.00 | 11.00 |
| 58 | AICRP on Rice, IIRR, Hyderabad | 0.00 | 215.00 | 0.00 | 0.00 | 0.00 | 0.00 | 0.00 | 0.00 | 0.00 | 215.00 | 215.00 |
| 59 | CRP on Rice Biofortification, IIRR, Hyderabad | 0.00 | 0.00 | 0.00 | 0.00 | 0.00 | 0.00 | 0.00 | 0.00 | 0.00 | 0.00 | 0.00 |
| 60 | IWBR, Karnal | 0.00 | 0.00 | 0.00 | 0.00 | 0.00 | 0.00 | 0.00 | 0.00 | 0.00 | 0.00 | 0.00 |
| 61 | AICRP on Wheat & Barley, IWBR, Karnal | 0.00 | 40.00 | 1.05 | 3.95 | 0.00 | 0.00 | 0.00 | 5.00 | 45.00 | 45.00 | 45.00 |
| 62 | IISS, Maunath Bhanjan | 0.00 | 0.00 | 0.00 | 0.00 | 0.00 | 0.00 | 0.00 | 0.00 | 0.00 | 0.00 | 0.00 |
| 63 | AICRP NSP (CROPS), DSR, Maunath Bhanjan | 0.00 | 100.00 | 0.00 | 0.00 | 0.00 | 0.00 | 0.00 | 0.00 | 0.00 | 100.00 | 100.00 |

NEH COMPONENTS

| S. NO. | Name of the Unit | (₹ In lakhs) | | | | | | | | | | | |
|----------------------------|---|---|--|-----------------------------|---|---------------------------------|--------------------------------|-------------------------------|--|---------------------------------|----------------|----------------|----------------|
| | | Total – CAPITAL (Grants for creation of Capital Assets) | Total – Establishment Expenses (Grant in Aid - Salaries) | Total – Traveling Allowance | Total – Research & Operational Expenses | Total – Administrative Expenses | Total – Miscellaneous Expenses | Total Grants in Aid - General | Total Revenue (Grants in Aid - Salaries + Grants in Aid - General) | Grand Total (Capital + Revenue) | | | |
| 64 | Seed Production in Agricultural Corps and Fisheries, DSR, Mau | 0.00 | 0.00 | 0.00 | 0.00 | 0.00 | 0.00 | 0.00 | 0.00 | 0.00 | 0.00 | 0.00 | 0.00 |
| 65 | NIBSM, Raipur | 0.00 | 0.00 | 0.00 | 0.00 | 0.00 | 0.00 | 0.00 | 0.00 | 0.00 | 0.00 | 0.00 | 0.00 |
| 66 | IIAB, Ranchi | 0.00 | 0.00 | 0.00 | 0.00 | 0.00 | 0.00 | 0.00 | 0.00 | 0.00 | 0.00 | 0.00 | 0.00 |
| Total Crop Sciences | | 0.00 | 1430.00 | 6.55 | 105.45 | 17.00 | 41.00 | 170.00 | 1600.00 | 1600.00 | 1600.00 | 1600.00 | 1600.00 |
| 1 | CIARI, Port Blair | 0.00 | 0.00 | 0.00 | 0.00 | 0.00 | 0.00 | 0.00 | 0.00 | 0.00 | 0.00 | 0.00 | 0.00 |
| 2 | CIAH, Bikaner | 0.00 | 0.00 | 0.00 | 2.00 | 0.00 | 0.00 | 0.00 | 2.00 | 0.00 | 2.00 | 2.00 | 2.00 |
| 3 | AICRP on AZF, CIAH, Bikaner | 0.00 | 0.00 | 0.00 | 0.00 | 0.00 | 0.00 | 0.00 | 0.00 | 0.00 | 0.00 | 0.00 | 0.00 |
| 4 | CISH, Lucknow | 0.00 | 0.00 | 0.00 | 1.50 | 0.50 | 0.00 | 0.00 | 2.00 | 0.00 | 2.00 | 2.00 | 2.00 |
| 5 | CITH, Srinagar | 0.00 | 0.00 | 3.00 | 17.00 | 0.00 | 0.00 | 0.00 | 20.00 | 0.00 | 20.00 | 20.00 | 20.00 |
| 6 | CPCRI, Kasaragod | 0.00 | 0.00 | 0.00 | 0.00 | 2.00 | 0.00 | 2.00 | 2.00 | 0.00 | 2.00 | 2.00 | 2.00 |
| 7 | AICRP on Palms, CPCRI, Kasaragod | 0.00 | 0.00 | 2.50 | 9.70 | 0.00 | 0.00 | 0.00 | 15.00 | 0.00 | 15.00 | 15.00 | 15.00 |
| 8 | CPRI, Shimla | 0.00 | 0.00 | 0.00 | 2.00 | 0.00 | 0.00 | 0.00 | 2.00 | 0.00 | 2.00 | 2.00 | 2.00 |
| 9 | AICRP on Potato, CPRI, Shimla | 0.00 | 16.00 | 1.75 | 13.25 | 0.00 | 0.00 | 0.00 | 15.00 | 0.00 | 15.00 | 31.00 | 31.00 |
| 10 | CTCRI, Thiruvanthapuram | 0.00 | 0.00 | 0.00 | 2.00 | 0.00 | 0.00 | 0.00 | 2.00 | 0.00 | 2.00 | 2.00 | 2.00 |
| 11 | AICRP on Tuber Crops, CTCRI, Thiruvanthapuram | 0.00 | 21.00 | 7.00 | 20.00 | 0.00 | 0.00 | 0.00 | 27.00 | 0.00 | 27.00 | 48.00 | 48.00 |
| 12 | IIHR, Bangalore | 0.00 | 0.00 | 0.00 | 5.00 | 0.00 | 0.00 | 0.00 | 5.00 | 0.00 | 5.00 | 5.00 | 5.00 |
| 13 | AICRP on Fruit, IIHR, Bangalore | 0.00 | 227.00 | 20.00 | 50.00 | 4.00 | 6.00 | 80.00 | 307.00 | 0.00 | 307.00 | 307.00 | 307.00 |
| 14 | IISR, Calicut | 0.00 | 0.00 | 0.00 | 2.00 | 0.00 | 0.00 | 2.00 | 2.00 | 0.00 | 2.00 | 2.00 | 2.00 |

NEH COMPONENTS

(₹ In lakhs)

| S. NO. | Name of the Unit | Total – CAPITAL (Grants for creation of Capital Assets) | Total – Establishment Expenses (Grant in Aid - Salaries) | Total – Traveling Allowance | Total – Research & Operational Expenses | Total – Administrative Expenses | Total – Miscellaneous Expenses | Total Grants in Aid - General | Total Revenue (Grants in Aid - Salaries + Grants in Aid - General) | Grand Total (Capital + Revenue) |
|--------|---|---|--|-----------------------------|---|---------------------------------|--------------------------------|-------------------------------|--|---------------------------------|
| 15 | AICRP on Spices, IISR, Calicut | 0.00 | 0.00 | 7.00 | 23.00 | 0.00 | 0.00 | 30.00 | 30.00 | 30.00 |
| 16 | IIVR, Varanasi | 0.00 | 0.00 | 0.00 | 2.00 | 0.00 | 0.00 | 2.00 | 2.00 | 2.00 |
| 17 | AICRP on Vegetables, IIVR, Varanasi | 0.00 | 20.00 | 3.40 | 26.60 | 0.00 | 0.00 | 30.00 | 50.00 | 50.00 |
| 18 | NRC for Banana, Tiruchirapalli | 0.00 | 0.00 | 1.00 | 1.00 | 0.00 | 0.00 | 2.00 | 2.00 | 2.00 |
| 19 | Dte. for Cashew Research, Puttur | 0.00 | 0.00 | 0.50 | 0.00 | 0.00 | 1.50 | 2.00 | 2.00 | 2.00 |
| 20 | AICRP on Cashew, Dte. For Cashew Research, Puttur | 0.00 | 0.00 | 0.00 | 0.00 | 0.00 | 39.00 | 39.00 | 39.00 | 39.00 |
| 21 | CCRI, Nagpur | 0.00 | 0.00 | 5.00 | 15.00 | 0.00 | 0.00 | 20.00 | 20.00 | 20.00 |
| 22 | NRC For Grapes, Pune | 0.00 | 0.00 | 3.00 | 2.00 | 0.00 | 0.00 | 5.00 | 5.00 | 5.00 |
| 23 | DMAPR, Anand | 0.00 | 0.00 | 0.00 | 2.00 | 0.00 | 0.00 | 2.00 | 2.00 | 2.00 |
| 24 | AICRP on MAP & Betelvine, DMAPR, Anand | 0.00 | 16.00 | 2.00 | 8.00 | 0.00 | 0.00 | 10.00 | 26.00 | 26.00 |
| 25 | Dte. on Mushroom, Solan | 0.00 | 0.00 | 0.00 | 0.00 | 0.00 | 17.00 | 17.00 | 17.00 | 17.00 |
| 26 | AICRP on Mushroom, DMR, Solan | 0.00 | 6.00 | 0.00 | 20.00 | 0.00 | 0.00 | 20.00 | 26.00 | 26.00 |
| 27 | IOPR, Pedavegi | 0.00 | 0.00 | 2.00 | 0.00 | 0.00 | 0.00 | 2.00 | 2.00 | 2.00 |
| 28 | Dte. on Onion & Garlic, Pune | 0.00 | 0.00 | 0.00 | 2.00 | 0.00 | 0.00 | 2.00 | 2.00 | 2.00 |
| 29 | NRC on Orchids, Sikkim | 2.00 | 310.00 | 7.00 | 35.00 | 45.00 | 20.00 | 107.00 | 417.00 | 419.00 |
| 30 | NRC Seed Spices, Ajmer | 0.00 | 0.00 | 0.00 | 2.00 | 0.00 | 0.00 | 2.00 | 2.00 | 2.00 |
| 31 | NRC For Litchi, Muzaffarpur | 0.00 | 0.00 | 0.00 | 2.00 | 0.00 | 0.00 | 2.00 | 2.00 | 2.00 |
| 32 | NRC for Pomegranate, Solapur | 0.00 | 0.00 | 2.00 | 0.00 | 0.00 | 0.00 | 2.00 | 2.00 | 2.00 |

NEH COMPONENTS

| S. NO. | Name of the Unit | (₹ In lakhs) | | | | | | | | | |
|-------------------------------------|---|---|--|-----------------------------|---|---------------------------------|--------------------------------|-------------------------------|--|---------------------------------|-------|
| | | Total – CAPITAL (Grants for creation of Capital Assets) | Total – Establishment Expenses (Grant in Aid - Salaries) | Total – Traveling Allowance | Total – Research & Operational Expenses | Total – Administrative Expenses | Total – Miscellaneous Expenses | Total Grants in Aid - General | Total Revenue (Grants in Aid - Salaries + Grants in Aid - General) | Grand Total (Capital + Revenue) | |
| 33 | Dte. of Floriculture, Pune | 0.00 | 0.00 | 0.00 | 0.00 | 0.00 | 2.00 | 2.00 | 2.00 | 2.00 | 2.00 |
| 34 | AICRP on Floriculture, Dte. of Floriculture, Pune | 0.00 | 0.00 | 0.00 | 0.00 | 0.00 | 10.00 | 10.00 | 10.00 | 10.00 | 10.00 |
| Total HORTICULTURAL SCIENCES | | 2.00 | 616.00 | 67.15 | 265.05 | 51.50 | 98.30 | 482.00 | 1098.00 | 1100.00 | |
| 1 | CARI, Izatnagar | 0.00 | 0.00 | 0.00 | 0.00 | 0.00 | 0.00 | 0.00 | 0.00 | 0.00 | |
| 2 | CIRB, Hissar | 0.00 | 0.00 | 0.00 | 0.00 | 0.00 | 0.00 | 0.00 | 0.00 | 0.00 | |
| 3 | Network Project on Baffaloos, CIRB, Hissar | 3.00 | 24.00 | 0.75 | 29.25 | 0.00 | 0.00 | 30.00 | 54.00 | 57.00 | |
| 4 | CIRG, Makhdoom | 0.00 | 0.00 | 0.00 | 0.00 | 0.00 | 0.00 | 0.00 | 0.00 | 0.00 | |
| 5 | AICRP on Goats, CIRG, Makhdoom | 0.00 | 0.00 | 0.00 | 25.00 | 0.00 | 0.00 | 25.00 | 25.00 | 25.00 | |
| 6 | CSWRI, Avikanagar | 2.00 | 0.00 | 0.00 | 0.00 | 10.00 | 0.00 | 10.00 | 10.00 | 12.00 | |
| 7 | AICRP on Mega Sheep Seed Project, CSWRI, Avikanagar | 0.00 | 0.00 | 0.00 | 0.00 | 0.00 | 0.00 | 0.00 | 0.00 | 0.00 | |
| 8 | Network on Sheep Improvement, CSWRI, Avikanagar | 0.00 | 0.00 | 0.00 | 0.00 | 0.00 | 0.00 | 0.00 | 0.00 | 0.00 | |
| 9 | IVRI, Izatnagar | 0.00 | 0.00 | 0.00 | 50.00 | 0.00 | 0.00 | 50.00 | 50.00 | 50.00 | |
| 10 | Outreach Prog. On Env. Pollutant, IVRI, Izatnagar | 0.00 | 0.00 | 0.00 | 0.00 | 0.00 | 0.00 | 0.00 | 0.00 | 0.00 | |
| 11 | Outreach Prog. On Zoonotic Diseases, IVRI, Izatnagar | 0.00 | 0.00 | 0.00 | 0.00 | 0.00 | 0.00 | 0.00 | 0.00 | 0.00 | |
| 12 | Outreach Prog, on Ethno vety. Medicine, IVRI, Izatnagar | 0.00 | 0.00 | 0.00 | 0.00 | 0.00 | 0.00 | 0.00 | 0.00 | 0.00 | |

NEH COMPONENTS

| S. NO. | Name of the Unit | (₹ In lakhs) | | | | | | | | | | |
|--------|--|---|--|-----------------------------|---|---------------------------------|--------------------------------|-------------------------------|--|---------------------------------|-------|-------|
| | | Total – CAPITAL (Grants for creation of Capital Assets) | Total – Establishment Expenses (Grant in Aid - Salaries) | Total – Traveling Allowance | Total – Research & Operational Expenses | Total – Administrative Expenses | Total – Miscellaneous Expenses | Total Grants in Aid - General | Total Revenue (Grants in Aid - Salaries + Grants in Aid - General) | Grand Total (Capital + Revenue) | | |
| 13 | Network on GPI, IVRI, Izatnagar | 0.00 | 0.00 | 0.00 | 0.00 | 0.00 | 0.00 | 0.00 | 0.00 | 0.00 | 0.00 | 0.00 |
| 14 | Network on BT, IVRI, Izatnagar | 0.00 | 0.00 | 0.00 | 0.00 | 0.00 | 0.00 | 0.00 | 0.00 | 0.00 | 0.00 | 0.00 |
| 15 | Network on Neonatal Mortality, IVRI, Izatnagar | 0.00 | 0.00 | 0.00 | 0.00 | 0.00 | 0.00 | 0.00 | 0.00 | 0.00 | 0.00 | 0.00 |
| 16 | Network on Diag. Imaging Tech., IVRI, Izatnagar | 0.00 | 0.00 | 0.00 | 0.00 | 0.00 | 0.00 | 0.00 | 0.00 | 0.00 | 0.00 | 0.00 |
| 17 | CRP on V&D, IVRI, Izatnagar | 0.00 | 0.00 | 0.00 | 0.00 | 0.00 | 0.00 | 0.00 | 0.00 | 0.00 | 0.00 | 0.00 |
| 18 | NIHSAD, Bhopal | 0.00 | 0.00 | 2.00 | 18.00 | 0.00 | 0.00 | 0.00 | 0.00 | 20.00 | 20.00 | 20.00 |
| 19 | NBAGR, Karnal | 0.00 | 0.00 | 0.00 | 0.00 | 0.00 | 0.00 | 0.00 | 0.00 | 0.00 | 0.00 | 0.00 |
| 20 | Network Project on Animal Genetic Resources, NBAGR, Karnal | 0.00 | 0.00 | 0.50 | 9.50 | 0.00 | 0.00 | 0.00 | 0.00 | 10.00 | 10.00 | 10.00 |
| 21 | NDRI, Karnal | 3.00 | 5.00 | 5.00 | 30.00 | 0.00 | 0.00 | 0.00 | 0.00 | 35.00 | 40.00 | 43.00 |
| 22 | NIANP, Bangalore | 0.00 | 0.00 | 0.00 | 0.00 | 0.00 | 0.00 | 0.00 | 0.00 | 0.00 | 0.00 | 0.00 |
| 23 | AICRP ON NPAERP + OP on Methan Emission, NIANP, Bangalore | 0.00 | 0.00 | 0.00 | 0.00 | 20.00 | 0.00 | 0.00 | 0.00 | 20.00 | 20.00 | 20.00 |
| 24 | NRC on Camel, Bikaner | 0.00 | 0.00 | 0.00 | 0.00 | 0.00 | 0.00 | 0.00 | 0.00 | 0.00 | 0.00 | 0.00 |
| 25 | NRC on Equines, Hissar | 5.00 | 0.00 | 0.00 | 15.00 | 0.00 | 0.00 | 0.00 | 0.00 | 15.00 | 15.00 | 20.00 |
| 26 | National Centre for Veterinary Type Culture Collection, NRC on Equines, Hissar | 0.00 | 0.00 | 0.00 | 0.00 | 0.00 | 0.00 | 0.00 | 0.00 | 0.00 | 0.00 | 0.00 |

NEH COMPONENTS

| S. NO. | Name of the Unit | (₹ In lakhs) | | | | | | | | | |
|------------------------------|---|---|--|-----------------------------|---|---------------------------------|--------------------------------|-------------------------------|--|---------------------------------|----------------|
| | | Total – CAPITAL (Grants for creation of Capital Assets) | Total – Establishment Expenses (Grant in Aid - Salaries) | Total – Traveling Allowance | Total – Research & Operational Expenses | Total – Administrative Expenses | Total – Miscellaneous Expenses | Total Grants in Aid - General | Total Revenue (Grants in Aid - Salaries + Grants in Aid - General) | Grand Total (Capital + Revenue) | |
| 27 | NRC on Meat, Hyderabad | 0.00 | 0.00 | 0.00 | 0.00 | 55.00 | 0.00 | 55.00 | 55.00 | 55.00 | 55.00 |
| 28 | NRC on Mithun | 0.00 | 0.00 | 14.00 | 15.00 | 37.00 | 14.00 | 80.00 | 80.00 | 80.00 | 80.00 |
| 29 | NRC on Pig, Guwahati | 50.00 | 0.00 | 5.00 | 50.00 | 20.00 | 3.00 | 78.00 | 78.00 | 78.00 | 128.00 |
| 30 | AICRP on Pig, NRC on Pig, Guwahati | 12.00 | 86.00 | 7.00 | 50.00 | 15.00 | 0.00 | 72.00 | 158.00 | 170.00 | 170.00 |
| 31 | Mega seed on Pig, NRC on Pig, Guwahati | 12.00 | 0.00 | 2.50 | 62.50 | 13.00 | 0.00 | 78.00 | 78.00 | 90.00 | 90.00 |
| 32 | NRC on Yak, Dirang | 0.00 | 0.00 | 0.00 | 0.00 | 0.00 | 160.00 | 160.00 | 160.00 | 160.00 | 160.00 |
| 33 | NIVEDI, Bangalore | 0.00 | 0.00 | 0.00 | 0.00 | 0.00 | 0.00 | 0.00 | 0.00 | 0.00 | 0.00 |
| 34 | CIRC, Meerut | 0.00 | 0.00 | 0.00 | 0.00 | 0.00 | 0.00 | 0.00 | 0.00 | 0.00 | 0.00 |
| 35 | AICRP on Cattle, CIRC, Meerut | 0.00 | 0.00 | 0.00 | 0.00 | 0.00 | 0.00 | 0.00 | 0.00 | 0.00 | 0.00 |
| 36 | Dte. Of Foot & Mouth Disease, Mukteswar | 0.00 | 50.00 | 0.00 | 70.00 | 0.00 | 0.00 | 70.00 | 120.00 | 120.00 | 120.00 |
| 37 | Dte. Of Poultry Research, Hyderabad | 0.00 | 0.00 | 0.00 | 0.00 | 0.00 | 0.00 | 0.00 | 0.00 | 0.00 | 0.00 |
| 38 | AICRP on Poultry, Dte. Of Poultry Research, Hyderabad | 3.00 | 0.00 | 0.00 | 30.00 | 0.00 | 0.00 | 30.00 | 30.00 | 33.00 | 33.00 |
| 39 | Poultry Seed Project, Dte. Of Poultry Research, Hyderabad | 7.00 | 0.00 | 0.00 | 100.00 | 0.00 | 0.00 | 100.00 | 100.00 | 107.00 | 107.00 |
| TOTAL ANIMAL SCIENCES | | 97.00 | 165.00 | 36.75 | 554.25 | 170.00 | 177.00 | 938.00 | 1103.00 | 1200.00 | 1200.00 |
| 1 | CAZRI, Jodhpur | 0.00 | 0.00 | 0.00 | 0.00 | 0.00 | 0.00 | 0.00 | 0.00 | 0.00 | 0.00 |
| 2 | CRIDA, Hyderabad | 0.00 | 0.00 | 0.00 | 0.00 | 0.00 | 0.00 | 0.00 | 0.00 | 0.00 | 0.00 |

NEH COMPONENTS

| S. NO. | Name of the Unit | (₹ In lakhs) | | | | | | | | | | | |
|--------|--|---|--|-----------------------------|---|---------------------------------|--------------------------------|-------------------------------|--|---------------------------------|---------|---------|---------|
| | | Total – CAPITAL (Grants for creation of Capital Assets) | Total – Establishment Expenses (Grant in Aid - Salaries) | Total – Traveling Allowance | Total – Research & Operational Expenses | Total – Administrative Expenses | Total – Miscellaneous Expenses | Total Grants in Aid - General | Total Revenue (Grants in Aid - Salaries + Grants in Aid - General) | Grand Total (Capital + Revenue) | | | |
| 3 | AICRP on Dryland Agriculture, CRIDA, Hyderabad | 0.00 | 0.00 | 0.00 | 0.00 | 0.00 | 0.00 | 0.00 | 0.00 | 0.00 | 0.00 | 0.00 | 0.00 |
| 4 | AICRP on Agrometeorology, CRIDA, Hyderabad | 0.00 | 0.00 | 0.00 | 0.00 | 0.00 | 0.00 | 0.00 | 0.00 | 0.00 | 0.00 | 0.00 | 0.00 |
| 5 | IIS & WC (CS & WCR & TI), Dehradun | 0.00 | 0.00 | 0.00 | 0.00 | 0.00 | 0.00 | 0.00 | 0.00 | 0.00 | 0.00 | 0.00 | 0.00 |
| 6 | CSSRI, Karnal | 0.00 | 0.00 | 0.00 | 0.00 | 0.00 | 0.00 | 0.00 | 0.00 | 0.00 | 0.00 | 0.00 | 0.00 |
| 7 | PCU-SAS, CSSRI, Karnal | 0.00 | 0.00 | 0.00 | 0.00 | 0.00 | 0.00 | 0.00 | 0.00 | 0.00 | 0.00 | 0.00 | 0.00 |
| 8 | ICAR RC For NEH Region., Barapani | 800.00 | 300.00 | 40.00 | 615.00 | 300.00 | 20.00 | 975.00 | 1275.00 | 2075.00 | 2075.00 | 2075.00 | 2075.00 |
| 9 | ICAR Res. Complex for Eastern Region, Patna | 25.00 | 0.00 | 1.00 | 15.00 | 8.00 | 1.00 | 25.00 | 25.00 | 50.00 | 50.00 | 50.00 | 50.00 |
| 10 | CCARI (ICAR Res. Complex), Goa | 0.00 | 0.00 | 0.00 | 0.00 | 0.00 | 0.00 | 0.00 | 0.00 | 0.00 | 0.00 | 0.00 | 0.00 |
| 11 | IISS, Bhopal | 0.00 | 0.00 | 0.00 | 0.00 | 0.00 | 0.00 | 0.00 | 0.00 | 0.00 | 0.00 | 0.00 | 0.00 |
| 12 | AICRP on Micronutrients, IISS, Bhopal | 0.00 | 0.00 | 2.00 | 13.00 | 10.00 | 0.00 | 25.00 | 25.00 | 25.00 | 25.00 | 25.00 | 25.00 |
| 13 | AICRP on Biofertilizer, IISS, Bhopal | 25.00 | 0.00 | 1.00 | 21.00 | 3.00 | 0.00 | 25.00 | 25.00 | 50.00 | 50.00 | 50.00 | 50.00 |
| 14 | AICRP on STCR, IISS, Bhopal | 0.00 | 0.00 | 7.00 | 18.00 | 0.00 | 0.00 | 25.00 | 25.00 | 25.00 | 25.00 | 25.00 | 25.00 |
| 15 | AICRP on LTFE, IISS, Bhopal | 0.00 | 0.00 | 0.00 | 25.00 | 0.00 | 0.00 | 25.00 | 25.00 | 25.00 | 25.00 | 25.00 | 25.00 |
| 16 | CRP on Conservation Agriculture, IISS, Bhopal | 0.00 | 0.00 | 0.00 | 0.00 | 0.00 | 0.00 | 0.00 | 0.00 | 0.00 | 0.00 | 0.00 | 0.00 |
| 17 | NBSS & LUP, Nagpur | 100.00 | 0.00 | 10.00 | 50.00 | 40.00 | 0.00 | 100.00 | 100.00 | 200.00 | 200.00 | 200.00 | 200.00 |
| 18 | CARI, Jhansi | 0.00 | 0.00 | 0.00 | 0.00 | 0.00 | 0.00 | 0.00 | 0.00 | 0.00 | 0.00 | 0.00 | 0.00 |
| 19 | AICRP on Agroforestry, CARL, Jhansi | 50.00 | 0.00 | 2.00 | 98.00 | 0.00 | 0.00 | 100.00 | 100.00 | 150.00 | 150.00 | 150.00 | 150.00 |

NEH COMPONENTS

(₹ In lakhs)

| S. NO. | Name of the Unit | Total – CAPITAL (Grants for creation of Capital Assets) | Total – Establishment Expenses (Grant in Aid - Salaries) | Total – Traveling Allowance | Total – Research & Operational Expenses | Total – Administrative Expenses | Total – Miscellaneous Expenses | Total Grants in Aid - General | Total Revenue (Grants in Aid - Salaries + Grants in Aid - General) | Grand Total (Capital + Revenue) |
|--------|--|---|--|-----------------------------|---|---------------------------------|--------------------------------|-------------------------------|--|---------------------------------|
| 20 | IIBM, Bhubaneswar | 0.00 | 0.00 | 0.00 | 0.00 | 0.00 | 0.00 | 0.00 | 0.00 | 0.00 |
| 21 | AICRP on IWM, IIBM, Bhubaneswar | 0.00 | 0.00 | 0.00 | 0.00 | 0.00 | 0.00 | 0.00 | 0.00 | 0.00 |
| 22 | CRP on Water, IIBM, Bhubaneswar | 0.00 | 0.00 | 0.00 | 0.00 | 0.00 | 0.00 | 0.00 | 0.00 | 0.00 |
| 23 | NRC on Integrated Farming, Motihari | 0.00 | 0.00 | 0.00 | 0.00 | 0.00 | 0.00 | 0.00 | 0.00 | 0.00 |
| 24 | Dte. Of Weed Research, Jabalpur | 0.00 | 0.00 | 0.00 | 0.00 | 0.00 | 0.00 | 0.00 | 0.00 | 0.00 |
| 25 | AICRP on Weed Management, DWR, Jabalpur | 0.00 | 0.00 | 0.00 | 0.00 | 0.00 | 0.00 | 0.00 | 0.00 | 0.00 |
| 26 | IIFSR, Modipuram | 0.00 | 0.00 | 0.00 | 0.00 | 0.00 | 0.00 | 0.00 | 0.00 | 0.00 |
| 27 | AICRP on Integrated Farming System, IIFSR, Modipuram | 150.00 | 0.00 | 10.00 | 190.00 | 0.00 | 0.00 | 200.00 | 200.00 | 350.00 |
| 28 | Network Project on Organic Farming, IIFSR, Modipuram | 0.00 | 0.00 | 2.00 | 48.00 | 0.00 | 0.00 | 50.00 | 50.00 | 50.00 |
| 29 | NIASM, Baramati | 0.00 | 0.00 | 0.00 | 0.00 | 0.00 | 0.00 | 0.00 | 0.00 | 0.00 |
| | TOTAL NRM DIVISION | 1150.00 | 300.00 | 75.00 | 1093.00 | 361.00 | 21.00 | 1550.00 | 1850.00 | 3000.00 |
| 30 | NICRA, Hyderabad | 200.00 | 0.00 | 22.00 | 475.00 | 0.00 | 3.00 | 500.00 | 500.00 | 700.00 |
| | TOTAL CRAI/NICRA | 200.00 | 0.00 | 22.00 | 475.00 | 0.00 | 3.00 | 500.00 | 500.00 | 700.00 |
| 1 | CIBA, Chennai | 0.00 | 0.00 | 0.00 | 0.00 | 0.00 | 0.00 | 0.00 | 0.00 | 0.00 |
| 2 | AINP on Fish Health, CIBA, Chennai | 0.00 | 0.00 | 0.00 | 0.00 | 0.00 | 0.00 | 0.00 | 0.00 | 0.00 |
| 3 | CIFRI, Barrackpore | 2.00 | 0.00 | 0.00 | 25.00 | 0.00 | 0.00 | 25.00 | 25.00 | 27.00 |
| 4 | CIFA, Bhubaneswar | 10.00 | 0.00 | 10.00 | 0.00 | 2.00 | 3.00 | 15.00 | 15.00 | 25.00 |
| 5 | CIFE, Mumbai | 0.00 | 0.00 | 0.00 | 0.00 | 6.00 | 0.00 | 6.00 | 6.00 | 6.00 |

NEH COMPONENTS

(₹ In lakhs)

| S. NO. | Name of the Unit | Total – CAPITAL (Grants for creation of Capital Assets) | Total – Establishment Expenses (Grant in Aid - Salaries) | Total – Traveling Allowance | Total – Research & Operational Expenses | Total – Administrative Expenses | Total – Miscellaneous Expenses | Total Grants in Aid - General | Total Revenue (Grants in Aid - Salaries + Grants in Aid - General) | Grand Total (Capital + Revenue) |
|------------------------|---|---|--|-----------------------------|---|---------------------------------|--------------------------------|-------------------------------|--|---------------------------------|
| 6 | CIFT, Kochi | 0.00 | 0.00 | 0.00 | 5.00 | 0.00 | 0.00 | 5.00 | 5.00 | 5.00 |
| 7 | CMFRI, Kochi | 0.00 | 0.00 | 0.00 | 0.00 | 0.00 | 0.00 | 0.00 | 0.00 | 0.00 |
| 8 | ANIP Mericulture, CMFRI, Kochi | 0.00 | 0.00 | 0.00 | 0.00 | 0.00 | 0.00 | 0.00 | 0.00 | 0.00 |
| 9 | NBFG, Lucknow | 0.00 | 0.00 | 5.00 | 15.00 | 2.00 | 0.00 | 22.00 | 22.00 | 22.00 |
| 10 | CRP Genomics, NBFGR, Lucknow | 0.00 | 0.00 | 0.00 | 0.00 | 0.00 | 0.00 | 0.00 | 0.00 | 0.00 |
| 11 | Dte. Of Coldwater Fisheries Research, Bhimtal | 8.00 | 0.00 | 0.00 | 7.00 | 0.00 | 0.00 | 7.00 | 7.00 | 15.00 |
| TOTAL FISHERIES | | 20.00 | 0.00 | 15.00 | 52.00 | 10.00 | 3.00 | 80.00 | 80.00 | 100.00 |
| 1 | CIAE, Bhopal | 0.00 | 0.00 | 0.00 | 0.00 | 0.00 | 0.00 | 0.00 | 0.00 | 0.00 |
| 2 | AICRP on FIM, CIAE, Bhopal | 3.00 | 96.09 | 5.00 | 25.00 | 0.00 | 0.00 | 30.00 | 126.09 | 129.09 |
| 3 | AICRP on ESA, CIAE, Bhopal | 2.00 | 37.01 | 5.00 | 14.00 | 0.00 | 1.00 | 20.00 | 57.01 | 59.01 |
| 4 | AICRP on EAAI, CIAE, Bhopal | 0.00 | 0.00 | 0.00 | 0.00 | 0.00 | 0.00 | 0.00 | 0.00 | 0.00 |
| 5 | AICRP on UAE, CIAE, Bhopal | 2.00 | 39.94 | 2.00 | 17.70 | 0.00 | 0.30 | 20.00 | 59.94 | 61.94 |
| 6 | CRP On FMPF, CIAE, Bhopal | 1.00 | 0.00 | 0.50 | 2.00 | 0.00 | 0.50 | 3.00 | 3.00 | 4.00 |
| 7 | CRP On EA, CIAE, Bhopal | 0.00 | 0.00 | 0.00 | 0.00 | 0.00 | 0.00 | 0.00 | 0.00 | 0.00 |
| 8 | CIPHET, Ludhiana | 0.00 | 0.00 | 0.00 | 0.00 | 0.00 | 0.00 | 0.00 | 0.00 | 0.00 |
| 9 | AICRP on PET, CIPHET, Ludhiana | 3.00 | 4.80 | 1.00 | 18.50 | 0.00 | 0.50 | 20.00 | 24.80 | 27.80 |
| 10 | AICRP on PHET, CIPHET, Ludhiana | 3.00 | 51.16 | 6.00 | 22.00 | 0.00 | 2.00 | 30.00 | 81.16 | 84.16 |
| 11 | CRP On SA, CIPHET, Ludhiana | 0.00 | 0.00 | 0.00 | 0.00 | 0.00 | 0.00 | 0.00 | 0.00 | 0.00 |
| 12 | CRP On HF, CIPHET, Ludhiana | 0.00 | 0.00 | 0.00 | 0.00 | 0.00 | 0.00 | 0.00 | 0.00 | 0.00 |

NEH COMPONENTS

| S. NO. | Name of the Unit | (₹ In lakhs) | | | | | | | | | | |
|--------|---|---|--|-----------------------------|---|---------------------------------|--------------------------------|-------------------------------|--|---------------------------------|----------------|----------------|
| | | Total – CAPITAL (Grants for creation of Capital Assets) | Total – Establishment Expenses (Grant in Aid - Salaries) | Total – Traveling Allowance | Total – Research & Operational Expenses | Total – Administrative Expenses | Total – Miscellaneous Expenses | Total Grants in Aid - General | Total Revenue (Grants in Aid - Salaries + Grants in Aid - General) | Grand Total (Capital + Revenue) | | |
| 13 | CIRCOT, Mumbai | 0.00 | 0.00 | 0.00 | 0.00 | 0.00 | 0.00 | 0.00 | 0.00 | 0.00 | 0.00 | 0.00 |
| 14 | CRP on Natural Fibres, CIRCOT, Mumbai | 0.00 | 0.00 | 0.00 | 0.00 | 0.00 | 0.00 | 0.00 | 0.00 | 0.00 | 0.00 | 0.00 |
| 15 | IINRG, Ranchi | 0.00 | 0.00 | 0.00 | 0.00 | 0.00 | 0.00 | 0.00 | 0.00 | 0.00 | 0.00 | 0.00 |
| 16 | NWP on HP VANR&G, IINRG, Ranchi | 2.00 | 0.00 | 2.50 | 10.50 | 1.00 | 1.00 | 15.00 | 15.00 | 15.00 | 17.00 | 17.00 |
| 17 | NWP on CLIGR, IINRG, Ranchi | 2.00 | 0.00 | 0.00 | 15.00 | 0.00 | 0.00 | 15.00 | 15.00 | 15.00 | 17.00 | 17.00 |
| 18 | NIRJAF, Kolkata | 0.00 | 0.00 | 0.00 | 0.00 | 0.00 | 0.00 | 0.00 | 0.00 | 0.00 | 0.00 | 0.00 |
| | TOTAL AGRICULTURAL ENGINEERING | 18.00 | 229.00 | 22.00 | 124.70 | 1.00 | 5.30 | 153.00 | 382.00 | 400.00 | 400.00 | 400.00 |
| 1 | IASRI including CABin, New Delhi | 0.00 | 0.00 | 0.00 | 0.00 | 0.00 | 0.00 | 0.00 | 0.00 | 0.00 | 0.00 | 0.00 |
| 2 | NIAP & PR, New Delhi | 0.00 | 0.00 | 0.00 | 0.00 | 0.00 | 0.00 | 0.00 | 0.00 | 0.00 | 0.00 | 0.00 |
| | TOTAL ECO. STATISTICS & MANAGEMENT | 0.00 | 0.00 | 0.00 | 0.00 | 0.00 | 0.00 | 0.00 | 0.00 | 0.00 | 0.00 | 0.00 |
| 1 | NAARM, Hyderabad | 0.00 | 0.00 | 0.00 | 0.00 | 0.00 | 0.00 | 0.00 | 0.00 | 0.00 | 0.00 | 0.00 |
| 2 | CIWA, Bhubaneswar | 0.00 | 0.00 | 0.00 | 0.00 | 0.00 | 0.00 | 0.00 | 0.00 | 0.00 | 0.00 | 0.00 |
| 3 | AICRP on Home Science, CIWA, Bhubaneswar | 0.00 | 0.00 | 0.00 | 0.00 | 0.00 | 0.00 | 0.00 | 0.00 | 0.00 | 0.00 | 0.00 |
| 4 | Strengthening and Development of Higher Agricultural Education in India | 2100.00 | 0.00 | 0.00 | 900.00 | 0.00 | 0.00 | 900.00 | 900.00 | 900.00 | 3000.00 | 3000.00 |
| | TOTAL AG. EDUCATION DIVISION | 2100.00 | 0.00 | 0.00 | 900.00 | 0.00 | 0.00 | 900.00 | 900.00 | 3000.00 | 3000.00 | 3000.00 |
| 1 | HEADQUARTERS UNIT | 0.00 | 0.00 | 0.00 | 0.00 | 0.00 | 0.00 | 0.00 | 0.00 | 0.00 | 0.00 | 0.00 |
| 2 | EXTRAMURAL FUND | 0.00 | 0.00 | 0.00 | 0.00 | 0.00 | 0.00 | 0.00 | 0.00 | 0.00 | 0.00 | 0.00 |
| 3 | AUDITORIUM | 0.00 | 0.00 | 0.00 | 0.00 | 0.00 | 0.00 | 0.00 | 0.00 | 0.00 | 0.00 | 0.00 |
| 4 | ASRB | 0.00 | 0.00 | 0.00 | 0.00 | 0.00 | 0.00 | 0.00 | 0.00 | 0.00 | 0.00 | 0.00 |

NEH COMPONENTS

| S. NO. | Name of the Unit | (₹ In lakhs) | | | | | | | | | | |
|-------------------------|--|---|--|-----------------------------|---|---------------------------------|--------------------------------|-------------------------------|--|---------------------------------|-------------|-------------|
| | | Total – CAPITAL (Grants for creation of Capital Assets) | Total – Establishment Expenses (Grant in Aid - Salaries) | Total – Traveling Allowance | Total – Research & Operational Expenses | Total – Administrative Expenses | Total – Miscellaneous Expenses | Total Grants in Aid - General | Total Revenue (Grants in Aid - Salaries + Grants in Aid - General) | Grand Total (Capital + Revenue) | | |
| 5 | SOCIETIES/AWARD | 0.00 | 0.00 | 0.00 | 0.00 | 0.00 | 0.00 | 0.00 | 0.00 | 0.00 | 0.00 | 0.00 |
| 6 | NASM | 0.00 | 0.00 | 0.00 | 0.00 | 0.00 | 0.00 | 0.00 | 0.00 | 0.00 | 0.00 | 0.00 |
| 7 | INT. COOP - CGIAR | 0.00 | 0.00 | 0.00 | 0.00 | 0.00 | 0.00 | 0.00 | 0.00 | 0.00 | 0.00 | 0.00 |
| 8 | HRM | 0.00 | 0.00 | 0.00 | 0.00 | 0.00 | 0.00 | 0.00 | 0.00 | 0.00 | 0.00 | 0.00 |
| 9 | Publicity and Public Relations | 0.00 | 0.00 | 0.00 | 0.00 | 0.00 | 0.00 | 0.00 | 0.00 | 0.00 | 0.00 | 0.00 |
| 10 | CERA | 0.00 | 0.00 | 0.00 | 0.00 | 0.00 | 0.00 | 0.00 | 0.00 | 0.00 | 0.00 | 0.00 |
| 11 | NAIF | 0.00 | 0.00 | 0.00 | 0.00 | 0.00 | 0.00 | 0.00 | 0.00 | 0.00 | 0.00 | 0.00 |
| 12 | CREATION AND MAINTENANCE OF INFRASTRUCTURE | 0.00 | 0.00 | 0.00 | 0.00 | 0.00 | 0.00 | 0.00 | 0.00 | 0.00 | 0.00 | 0.00 |
| 13 | EVALUATION OF SCHEMES | 0.00 | 0.00 | 0.00 | 0.00 | 0.00 | 0.00 | 0.00 | 0.00 | 0.00 | 0.00 | 0.00 |
| TOTAL ICAR HQRS. | | 0.00 | 0.00 | 0.00 | 0.00 | 0.00 | 0.00 | 0.00 | 0.00 | 0.00 | 0.00 | 0.00 |
| 1 | PIU, NASF | 0.00 | 0.00 | 0.00 | 0.00 | 0.00 | 0.00 | 0.00 | 0.00 | 0.00 | 0.00 | 0.00 |
| 2 | Funding to Projects | 0.00 | 0.00 | 0.00 | 0.00 | 0.00 | 0.00 | 0.00 | 0.00 | 0.00 | 0.00 | 0.00 |
| TOTAL OTHERS | | 0.00 | 0.00 | 0.00 | 0.00 | 0.00 | 0.00 | 0.00 | 0.00 | 0.00 | 0.00 | 0.00 |
| 1 | DKMA, New Delhi | 0.00 | 0.00 | 0.00 | 0.00 | 0.00 | 0.00 | 0.00 | 0.00 | 0.00 | 0.00 | 0.00 |
| 2 | ATARI ZONE-I, Ludhiana | 0.00 | 0.00 | 0.00 | 0.00 | 0.00 | 0.00 | 0.00 | 0.00 | 0.00 | 0.00 | 0.00 |
| 3 | ATARI ZONE-II, Jodhpur | 0.00 | 0.00 | 0.00 | 0.00 | 0.00 | 0.00 | 0.00 | 0.00 | 0.00 | 0.00 | 0.00 |
| 4 | ATARI ZONE-III, Kanpur | 0.00 | 0.00 | 0.00 | 0.00 | 0.00 | 0.00 | 0.00 | 0.00 | 0.00 | 0.00 | 0.00 |

NEH COMPONENTS

(₹ In lakhs)

| S. NO. | Name of the Unit | Total – CAPITAL (Grants for creation of Capital Assets) | Total – Establishment Expenses (Grant in Aid - Salaries) | Total – Traveling Allowance | Total – Research & Operational Expenses | Total – Administrative Expenses | Total – Miscellaneous Expenses | Total Grants in Aid - General | Total Revenue (Grants in Aid - Salaries + Grants in Aid - General) | Grand Total (Capital + Revenue) |
|--------|-------------------------------------|---|--|-----------------------------|---|---------------------------------|--------------------------------|-------------------------------|--|---------------------------------|
| 5 | ATARI ZONE-IV, Patna | 0.00 | 0.00 | 0.00 | 0.00 | 0.00 | 0.00 | 0.00 | 0.00 | 0.00 |
| 6 | ATARI ZONE-V, Kolkata | 0.00 | 0.00 | 0.00 | 0.00 | 0.00 | 0.00 | 0.00 | 0.00 | 0.00 |
| 7 | ATARI ZONE-VI, Guwahati | 400.00 | 4170.00 | 111.00 | 215.00 | 123.00 | 0.00 | 449.00 | 4619.00 | 5019.00 |
| 8 | ATARI ZONE-VII, Barapani | 171.00 | 3790.00 | 0.00 | 133.40 | 86.60 | 0.00 | 220.00 | 4010.00 | 4181.00 |
| 9 | ATARI ZONE-VIII, Pune | 0.00 | 0.00 | 0.00 | 0.00 | 0.00 | 0.00 | 0.00 | 0.00 | 0.00 |
| 10 | ATARI ZONE-IX, Jabalpur | 0.00 | 0.00 | 0.00 | 0.00 | 0.00 | 0.00 | 0.00 | 0.00 | 0.00 |
| 11 | ATARI ZONE-X, Hyderabad | 0.00 | 0.00 | 0.00 | 0.00 | 0.00 | 0.00 | 0.00 | 0.00 | 0.00 |
| 12 | ATARI ZONE-XI, Bangalore | 0.00 | 0.00 | 0.00 | 0.00 | 0.00 | 0.00 | 0.00 | 0.00 | 0.00 |
| 13 | FARMER FIRST | 0.00 | 0.00 | 0.00 | 0.00 | 0.00 | 0.00 | 0.00 | 0.00 | 0.00 |
| 14 | ARYA | 0.00 | 0.00 | 0.00 | 0.00 | 0.00 | 0.00 | 0.00 | 0.00 | 0.00 |
| 15 | EMF | 0.00 | 0.00 | 0.00 | 0.00 | 0.00 | 0.00 | 0.00 | 0.00 | 0.00 |
| 16 | NETWORK PROJECT | 0.00 | 0.00 | 0.00 | 0.00 | 0.00 | 0.00 | 0.00 | 0.00 | 0.00 |
| 17 | DISASTER MGMT. | 0.00 | 0.00 | 0.00 | 0.00 | 0.00 | 0.00 | 0.00 | 0.00 | 0.00 |
| | TOTAL AGRICULTURAL EXTENSION | 571.00 | 7960.00 | 111.00 | 348.40 | 209.60 | 0.00 | 669.00 | 8629.00 | 9200.00 |
| | GRAND TOTAL | 4158.00 | 10700.00 | 355.45 | 3917.85 | 820.10 | 348.60 | 5442.00 | 16142.00 | 20300.00 |

TSP COMPONENTS

| S. NO. | Name of the Unit | Total – CAPITAL (Grants for creation of Capital Assets) | Total – Establishment Expenses (Grant in Aid-Salaries) | Total – Traveling Allowance | Total – Research & Operational Expenses | Total – Administrative Expenses | Total – Miscellaneous Expenses | Total Grants in Aid - General | Total Revenue in Aid - Salaries + Grants in Aid - General) | Grand Total (Capital + Revenue) |
|--------|--|---|--|-----------------------------|---|---------------------------------|--------------------------------|-------------------------------|--|---------------------------------|
| 1 | CICR, Nagpur | 0.00 | 0.00 | 0.00 | 0.00 | 10.00 | 0.00 | 10.00 | 10.00 | 10.00 |
| 2 | AICRP on Cotton, CICR, Nagpur | 0.00 | 0.00 | 0.00 | 3.00 | 0.00 | 0.00 | 3.00 | 3.00 | 3.00 |
| 3 | CRIJAF, Barrackpore | 0.00 | 0.00 | 0.00 | 0.00 | 5.00 | 0.00 | 5.00 | 5.00 | 5.00 |
| 4 | AINPJAF, CRIJAF, Barrackpore | 0.00 | 0.00 | 0.00 | 0.00 | 5.00 | 0.00 | 5.00 | 5.00 | 5.00 |
| 5 | NRRI, Cuttack | 6.00 | 0.00 | 0.00 | 19.00 | 0.00 | 5.00 | 24.00 | 24.00 | 30.00 |
| 6 | Incentivizing Research in Agriculture, NRRI, Cuttack | 0.00 | 0.00 | 0.00 | 0.00 | 0.00 | 0.00 | 0.00 | 0.00 | 0.00 |
| 7 | CTRI, Rajamundry | 0.00 | 0.00 | 0.00 | 0.00 | 5.00 | 0.00 | 5.00 | 5.00 | 5.00 |
| 8 | NETWORK on Tobacco, CTRI, Rajamundry | 0.00 | 0.00 | 0.00 | 0.00 | 2.00 | 0.00 | 2.00 | 2.00 | 2.00 |
| 9 | IARI, New Delhi | 20.00 | 0.00 | 0.00 | 0.00 | 0.00 | 10.00 | 10.00 | 10.00 | 30.00 |
| 10 | Pesticide Residues, IARI, New Delhi | 0.00 | 0.00 | 0.00 | 0.00 | 0.00 | 0.00 | 0.00 | 0.00 | 0.00 |
| 11 | AICRP Nematode, IARI, New Delhi | 0.00 | 0.00 | 0.00 | 0.00 | 0.00 | 3.50 | 3.50 | 3.50 | 3.50 |
| 12 | CRP On Hybrid Technology, IARI, New Delhi | 0.00 | 0.00 | 0.00 | 0.00 | 0.00 | 0.00 | 0.00 | 0.00 | 0.00 |
| 13 | CRP On Molecular Breeding, IARI, New Delhi | 0.00 | 0.00 | 0.00 | 0.00 | 0.00 | 0.00 | 0.00 | 0.00 | 0.00 |

TSP COMPONENTS

| S. NO. | Name of the Unit | Total – CAPITAL (Grants for creation of Capital Assets) | Total – Establishment Expenses (Grant in Aid-Salaries) | Total – Traveling Allowance | Total – Research & Operational Expenses | Total – Administrative Expenses | Total – Miscellaneous Expenses | Total Grants in Aid - General | Total Revenue in Aid - Salaries + Grants in Aid - General) | Grand Total (Capital + Revenue) |
|--------|---|---|--|-----------------------------|---|---------------------------------|--------------------------------|-------------------------------|--|---------------------------------|
| 14 | IARI Types Deemed University, Assam | 0.00 | 0.00 | 0.00 | 0.00 | 0.00 | 0.00 | 0.00 | 0.00 | 0.00 |
| 15 | IARI Types Deemed University, Jharkhand | 0.00 | 0.00 | 0.00 | 0.00 | 0.00 | 0.00 | 0.00 | 0.00 | 0.00 |
| 16 | IGFRI, Jhansi | 0.00 | 0.00 | 0.00 | 3.00 | 1.00 | 1.00 | 5.00 | 5.00 | 5.00 |
| 17 | AICRP on Forage Crops and Utilization, IGFR, Jhansi | 0.00 | 0.00 | 0.00 | 10.00 | 0.00 | 0.00 | 10.00 | 10.00 | 10.00 |
| 18 | IIPR, Kanpur | 0.00 | 0.00 | 0.00 | 15.00 | 0.00 | 0.00 | 15.00 | 15.00 | 15.00 |
| 19 | AICRP on Chickpea, IIPR, Kanpur | 0.00 | 0.00 | 0.00 | 0.00 | 20.00 | 0.00 | 20.00 | 20.00 | 20.00 |
| 20 | AICRP on Mullarp, IIPR, Kanpur | 0.00 | 0.00 | 0.00 | 0.00 | 0.00 | 0.00 | 0.00 | 0.00 | 0.00 |
| 21 | AICRP on Pigeonpea, IIPR, Kanpur | 0.00 | 0.00 | 0.00 | 0.00 | 8.00 | 0.00 | 8.00 | 8.00 | 8.00 |
| 22 | AICRP on Arid Legumes, IIPR Kanpur | 0.00 | 0.00 | 0.00 | 4.00 | 0.00 | 0.00 | 4.00 | 4.00 | 4.00 |
| 23 | IISR, Lucknow | 0.00 | 0.00 | 0.00 | 0.00 | 0.00 | 0.00 | 0.00 | 0.00 | 0.00 |
| 24 | AICRP on Sugercane, IISR, Lucknow | 0.00 | 0.00 | 0.00 | 0.00 | 12.00 | 0.00 | 12.00 | 12.00 | 12.00 |
| 25 | NBAIM, Maunath Bhanjan | 0.00 | 0.00 | 0.00 | 0.00 | 0.00 | 0.00 | 0.00 | 0.00 | 0.00 |
| 26 | AMAAS, NBAIM, Mau | 0.00 | 0.00 | 0.00 | 0.00 | 0.00 | 0.00 | 0.00 | 0.00 | 0.00 |

TSP COMPONENTS

| S. NO. | Name of the Unit | Total – CAPITAL (Grants for creation of Capital Assets) | Total – Establishment Expenses (Grant in Aid-Salaries) | Total – Traveling Allowance | Total – Research & Operational Expenses | Total – Administrative Expenses | Total – Miscellaneous Expenses | Total Grants in Aid - General | Total Revenue in Aid - Salaries + Grants in Aid - General) | Grand Total (Capital + Revenue) |
|--------|--|---|--|-----------------------------|---|---------------------------------|--------------------------------|-------------------------------|--|---------------------------------|
| 27 | NBPGR, New Delhi | 2.00 | 0.00 | 0.00 | 0.00 | 0.00 | 8.00 | 8.00 | 8.00 | 10.00 |
| 28 | AICRP POTENTIAL CROP, NBPGR, New Delhi | 0.00 | 0.00 | 9.00 | 0.00 | 0.00 | 0.00 | 9.00 | 9.00 | 9.00 |
| 29 | CRP-AGRO BIODIVERSITY, NBPGR, New Delhi | 0.00 | 0.00 | 0.00 | 0.00 | 0.00 | 0.00 | 0.00 | 0.00 | 0.00 |
| 30 | SBI, Coimbatore | 0.00 | 0.00 | 0.00 | 0.00 | 10.00 | 0.00 | 10.00 | 10.00 | 10.00 |
| 31 | VPKAS, Almora | 0.00 | 0.00 | 0.00 | 4.50 | 2.00 | 1.50 | 8.00 | 8.00 | 8.00 |
| 32 | NRCIPM, New Delhi | 0.00 | 0.00 | 0.00 | 0.00 | 7.00 | 0.00 | 7.00 | 7.00 | 7.00 |
| 33 | AINP On Soil Arthropod Pests, NRCIPM, New Delhi | 0.00 | 0.00 | 0.00 | 0.00 | 0.00 | 0.00 | 0.00 | 0.00 | 0.00 |
| 34 | AINP on Agricultural Acarology, NRCIPM, New Delhi | 0.00 | 0.00 | 0.00 | 0.00 | 0.00 | 0.00 | 0.00 | 0.00 | 0.00 |
| 35 | DGR, Junagadh | 0.00 | 0.00 | 0.00 | 0.00 | 20.00 | 0.00 | 20.00 | 20.00 | 20.00 |
| 36 | AICRP on Groundnut, DGR, Junagadh | 0.00 | 0.00 | 0.00 | 20.00 | 0.00 | 0.00 | 20.00 | 20.00 | 20.00 |
| 37 | NRC Plant Biotechnology, New Delhi | 0.00 | 0.00 | 0.00 | 0.00 | 0.00 | 0.00 | 0.00 | 0.00 | 0.00 |
| 38 | NETWORK PROJECT ON TRANSGENIC IN CROPS, NRCPB, New Delhi | 0.00 | 0.00 | 0.00 | 0.00 | 0.00 | 0.00 | 0.00 | 0.00 | 0.00 |

TSP COMPONENTS

| S. NO. | Name of the Unit | Total – CAPITAL (Grants for creation of Capital Assets) | Total – Establishment Expenses (Grant in Aid-Salaries) | Total – Traveling Allowance | Total – Research & Operational Expenses | Total – Administrative Expenses | Total – Miscellaneous Expenses | Total Grants in Aid - General | Total Revenue in Aid - Salaries + Grants in Aid - General) | Grand Total (Capital + Revenue) |
|--------|---|---|--|-----------------------------|---|---------------------------------|--------------------------------|-------------------------------|--|---------------------------------|
| 39 | DR & MR, Bharatpur | 0.00 | 0.00 | 0.00 | 0.00 | 8.00 | 0.00 | 8.00 | 8.00 | 8.00 |
| 40 | AICRP on R&M, DR & MR, Bharatpur | 0.00 | 0.00 | 0.00 | 0.00 | 5.00 | 0.00 | 5.00 | 5.00 | 5.00 |
| 41 | IIMR, Hyderabad | 0.00 | 0.00 | 0.00 | 14.00 | 0.00 | 0.00 | 14.00 | 14.00 | 14.00 |
| 42 | AICRP on Sorghum, IIMR, Hyderabad | 0.00 | 0.00 | 0.00 | 10.00 | 0.00 | 0.00 | 10.00 | 10.00 | 10.00 |
| 43 | AICRP on Pearl Millets, IIMR, Hyderabad | 0.00 | 0.00 | 0.00 | 5.00 | 0.00 | 0.00 | 5.00 | 5.00 | 5.00 |
| 44 | AICRP on Small Millets, IIMR, Hyderabad | 0.00 | 0.00 | 0.00 | 5.00 | 0.00 | 0.00 | 5.00 | 5.00 | 5.00 |
| 45 | DSR, Indore | 0.00 | 0.00 | 0.00 | 0.00 | 11.00 | 0.00 | 11.00 | 11.00 | 11.00 |
| 46 | AICRP on Soyabean, Indore | 0.00 | 0.00 | 0.00 | 7.00 | 0.00 | 0.00 | 7.00 | 7.00 | 7.00 |
| 47 | NBAIR, Bengaluru | 0.00 | 0.00 | 0.00 | 0.00 | 0.00 | 0.00 | 0.00 | 0.00 | 0.00 |
| 48 | AICRP on Biological Control, NBAIR, Bengaluru | 0.00 | 0.00 | 0.00 | 1.50 | 0.00 | 0.00 | 1.50 | 1.50 | 1.50 |
| 49 | AICRP on Honey Bee & Pollinators, NBAIR, Bengaluru | 0.00 | 0.00 | 0.00 | 5.00 | 0.00 | 0.00 | 5.00 | 5.00 | 5.00 |
| 50 | AINP on VertibratePest Management, NBAIR, Bengaluru | 0.00 | 0.00 | 0.00 | 5.00 | 0.00 | 0.00 | 5.00 | 5.00 | 5.00 |
| 51 | IIMR, New Delhi | 0.00 | 0.00 | 0.00 | 5.00 | 0.00 | 0.00 | 5.00 | 5.00 | 5.00 |

TSP COMPONENTS

| S. NO. | Name of the Unit | Total – CAPITAL (Grants for creation of Capital Assets) | Total – Establishment Expenses (Grant in Aid-Salaries) | Total – Traveling Allowance | Total – Research & Operational Expenses | Total – Administrative Expenses | Total – Miscellaneous Expenses | Total Grants in Aid - General | Total Revenue in Aid - Salaries + Grants in Aid - General) | Grand Total (Capital + Revenue) |
|--------|---|---|--|-----------------------------|---|---------------------------------|--------------------------------|-------------------------------|--|---------------------------------|
| 52 | AICRP On Maize, IIMR, New Delhi | 0.00 | 0.00 | 0.00 | 20.00 | 0.00 | 0.00 | 20.00 | 20.00 | 20.00 |
| 53 | IIR, Hyderabad | 0.00 | 0.00 | 0.00 | 10.00 | 0.00 | 0.00 | 10.00 | 10.00 | 10.00 |
| 54 | AICRP on Oilseed, Hyderabad | 0.00 | 0.00 | 0.00 | 11.00 | 0.00 | 0.00 | 11.00 | 11.00 | 11.00 |
| 55 | AICRP on Linseed, IIR, Hyderabad | 0.00 | 0.00 | 0.00 | 3.00 | 0.00 | 0.00 | 3.00 | 3.00 | 3.00 |
| 56 | AICRP on Sesame & Niger, IIR, Hyderabad | 0.00 | 0.00 | 0.00 | 3.00 | 0.00 | 0.00 | 3.00 | 3.00 | 3.00 |
| 57 | IIR, Hyderabad | 0.00 | 0.00 | 0.00 | 2.00 | 0.00 | 0.00 | 2.00 | 2.00 | 2.00 |
| 58 | AICRP on Rice, IIR, Hyderabad | 0.00 | 0.00 | 0.00 | 10.00 | 5.00 | 0.00 | 15.00 | 15.00 | 15.00 |
| 59 | CRP on Rice Biofortification, IIR, Hyderabad | 0.00 | 0.00 | 0.00 | 0.00 | 0.00 | 0.00 | 0.00 | 0.00 | 0.00 |
| 60 | IIR, Karnal | 0.00 | 0.00 | 0.00 | 5.00 | 0.00 | 0.00 | 5.00 | 5.00 | 5.00 |
| 61 | AICRP on Wheat & Barley, IIR, Karnal | 0.00 | 0.00 | 0.00 | 5.00 | 0.00 | 0.00 | 5.00 | 5.00 | 5.00 |
| 62 | IIR, Maunath Bhanjan | 0.00 | 0.00 | 0.00 | 9.00 | 0.00 | 0.00 | 9.00 | 9.00 | 9.00 |
| 63 | AICRP NSP (CROPS), DSR, Maunath Bhanjan | 0.00 | 0.00 | 0.00 | 67.00 | 0.00 | 0.00 | 67.00 | 67.00 | 67.00 |
| 64 | Seed Production in Agricultural Corps and Fisheries, DSR, Mau | 0.00 | 0.00 | 0.00 | 15.00 | 0.00 | 0.00 | 15.00 | 15.00 | 15.00 |

TSP COMPONENTS

| S. NO. | Name of the Unit | Total – CAPITAL (Grants for creation of Capital Assets) | Total – Establishment Expenses (Grant in Aid-Salaries) | Total – Traveling Allowance | Total – Research & Operational Expenses | Total – Administrative Expenses | Total – Miscellaneous Expenses | Total Grants in Aid - General | Total Revenue in Aid - Salaries + Grants in Aid - General) | Grand Total (Capital + Revenue) |
|--------|---|---|--|-----------------------------|---|---------------------------------|--------------------------------|-------------------------------|--|---------------------------------|
| 65 | NIBSM, Raipur | 0.00 | 0.00 | 0.00 | 0.00 | 0.00 | 0.00 | 0.00 | 0.00 | 0.00 |
| 66 | IIAB, Ranchi | 0.00 | 0.00 | 0.00 | 0.00 | 0.00 | 2.00 | 2.00 | 2.00 | 2.00 |
| | Total Crop Sciences | 28.00 | 0.00 | 9.00 | 296.00 | 136.00 | 31.00 | 472.00 | 472.00 | 500.00 |
| 1 | CIARI, Port Blair | 0.00 | 0.00 | 0.00 | 27.00 | 0.00 | 2.00 | 29.00 | 29.00 | 29.00 |
| 2 | CIAH, Bikaner | 0.00 | 0.00 | 0.00 | 10.00 | 0.00 | 0.00 | 10.00 | 10.00 | 10.00 |
| 3 | AICRP on AZF, CIAH, Bikaner | 0.00 | 0.00 | 0.00 | 25.00 | 0.00 | 0.00 | 25.00 | 25.00 | 25.00 |
| 4 | CISH, Lucknow | 0.00 | 0.00 | 0.00 | 3.00 | 2.00 | 0.00 | 5.00 | 5.00 | 5.00 |
| 5 | CITH, Srinagar | 0.00 | 0.00 | 0.00 | 5.00 | 0.00 | 0.00 | 5.00 | 5.00 | 5.00 |
| 6 | CPCRI, Kasaragod | 0.00 | 0.00 | 0.00 | 10.00 | 5.00 | 0.00 | 15.00 | 15.00 | 15.00 |
| 7 | AICRP on Palms, CPCRI, Kasaragod | 0.00 | 0.00 | 1.75 | 12.00 | 0.00 | 6.25 | 20.00 | 20.00 | 20.00 |
| 8 | CPRI, Shimla | 0.00 | 0.00 | 0.00 | 0.00 | 0.00 | 0.00 | 0.00 | 0.00 | 0.00 |
| 9 | AICRP on Potato, CPRI, Shimla | 0.00 | 0.00 | 0.00 | 0.00 | 0.00 | 0.00 | 0.00 | 0.00 | 0.00 |
| 10 | CTCRI, Thiruvanthapuram | 0.00 | 0.00 | 0.00 | 10.00 | 0.00 | 0.00 | 10.00 | 10.00 | 10.00 |
| 11 | AICRP on Tuber Crops, CTCRI, Thiruvanthapuram | 0.00 | 0.00 | 0.00 | 2.00 | 0.00 | 0.00 | 2.00 | 2.00 | 2.00 |
| 12 | IIHR, Bangalore | 0.00 | 0.00 | 0.00 | 15.00 | 0.00 | 0.00 | 15.00 | 15.00 | 15.00 |
| 13 | AICRP on Fruit, IIHR, Bangalore | 0.00 | 0.00 | 0.00 | 29.00 | 0.00 | 6.00 | 35.00 | 35.00 | 35.00 |

TSP COMPONENTS

| S. NO. | Name of the Unit | Total – CAPITAL (Grants for creation of Capital Assets) | Total – Establishment Expenses (Grant in Aid-Salaries) | Total – Traveling Allowance | Total – Research & Operational Expenses | Total – Administrative Expenses | Total – Miscellaneous Expenses | Total Grants in Aid - General | Total Revenue in Aid - Salaries + Grants in Aid - General) | Grand Total (Capital + Revenue) |
|--------|---|---|--|-----------------------------|---|---------------------------------|--------------------------------|-------------------------------|--|---------------------------------|
| 14 | IISR, Calicut | 0.00 | 0.00 | 0.00 | 3.00 | 0.00 | 0.00 | 3.00 | 3.00 | 3.00 |
| 15 | AICRP on Spices, IISR, Calicut | 0.00 | 0.00 | 0.00 | 10.00 | 0.00 | 0.00 | 10.00 | 10.00 | 10.00 |
| 16 | IIVR, Varanasi | 0.00 | 0.00 | 0.00 | 15.00 | 0.00 | 0.00 | 15.00 | 15.00 | 15.00 |
| 17 | AICRP on Vegetables, IIVR, Varanasi | 0.00 | 0.00 | 0.00 | 25.00 | 0.00 | 0.00 | 25.00 | 25.00 | 25.00 |
| 18 | NRC for Banana, Tiruchirapalli | 0.00 | 0.00 | 1.00 | 0.00 | 0.00 | 0.00 | 1.00 | 1.00 | 1.00 |
| 19 | Dte. for Cashew Research, Puttur | 0.00 | 0.00 | 0.00 | 4.00 | 0.00 | 2.00 | 6.00 | 6.00 | 6.00 |
| 20 | AICRP on Cashew, Dte. For Cashew Research, Puttur | 0.00 | 0.00 | 0.00 | 0.00 | 0.00 | 9.00 | 9.00 | 9.00 | 9.00 |
| 21 | CCRI, Nagpur | 0.00 | 0.00 | 2.00 | 3.00 | 0.00 | 0.00 | 5.00 | 5.00 | 5.00 |
| 22 | NRC For Grapes, Pune | 0.00 | 0.00 | 0.00 | 2.00 | 0.00 | 0.00 | 2.00 | 2.00 | 2.00 |
| 23 | DMAPR, Anand | 0.00 | 0.00 | 0.00 | 3.00 | 0.00 | 0.00 | 3.00 | 3.00 | 3.00 |
| 24 | AICRP on MAP & Betelvine, DMAPR, Anand | 0.00 | 0.00 | 0.00 | 0.00 | 0.00 | 0.00 | 0.00 | 0.00 | 0.00 |
| 25 | Dte. on Mushroom, Solan | 0.00 | 0.00 | 0.00 | 0.00 | 0.00 | 2.00 | 2.00 | 2.00 | 2.00 |
| 26 | AICRP on Mushroom, DMR, Solan | 0.00 | 0.00 | 0.00 | 8.00 | 0.00 | 0.00 | 8.00 | 8.00 | 8.00 |
| 27 | IIOPR, Pedavegi | 0.00 | 0.00 | 0.00 | 15.00 | 0.00 | 0.00 | 15.00 | 15.00 | 15.00 |

TSP COMPONENTS

| S. NO. | Name of the Unit | Total – CAPITAL (Grants for creation of Capital Assets) | Total – Establishment Expenses (Grant in Aid-Salaries) | Total – Traveling Allowance | Total – Research & Operational Expenses | Total – Administrative Expenses | Total – Miscellaneous Expenses | Total Grants in Aid - General | Total Revenue in Aid - Salaries + Grants in Aid - General) | Grand Total (Capital + Revenue) |
|-------------------------------------|---|---|--|-----------------------------|---|---------------------------------|--------------------------------|-------------------------------|--|---------------------------------|
| 28 | Dte. on Onion & Garlic, Pune | 0.00 | 0.00 | 0.00 | 5.00 | 0.00 | 0.00 | 5.00 | 5.00 | 5.00 |
| 29 | NRC on Orchids, Sikkim | 0.00 | 0.00 | 0.00 | 1.00 | 0.00 | 0.00 | 1.00 | 1.00 | 1.00 |
| 30 | NRC Seed Spices, Ajmer | 0.00 | 0.00 | 0.00 | 5.00 | 0.00 | 0.00 | 5.00 | 5.00 | 5.00 |
| 31 | NRC For Litchi, Muzaffarpur | 0.00 | 0.00 | 0.00 | 1.00 | 0.00 | 0.00 | 1.00 | 1.00 | 1.00 |
| 32 | NRC for Pomegranate, Solapur | 0.00 | 0.00 | 0.00 | 5.00 | 0.00 | 0.00 | 5.00 | 5.00 | 5.00 |
| 33 | Dte. of Floriculture, Pune | 0.00 | 0.00 | 0.00 | 0.00 | 0.00 | 8.00 | 8.00 | 8.00 | 8.00 |
| 34 | AICRP on Floriculture, Dte. of Floriculture, Pune | 0.00 | 0.00 | 0.00 | 0.00 | 0.00 | 0.00 | 0.00 | 0.00 | 0.00 |
| Total HORTICULTURAL SCIENCES | | 0.00 | 0.00 | 4.75 | 253.00 | 7.00 | 35.25 | 300.00 | 300.00 | 300.00 |
| 1 | CARI, Izatnagar | 0.00 | 0.00 | 0.00 | 0.00 | 0.00 | 0.00 | 0.00 | 0.00 | 0.00 |
| 2 | CIRB, Hissar | 0.20 | 0.00 | 0.00 | 2.80 | 0.00 | 0.00 | 2.80 | 2.80 | 3.00 |
| 3 | Network Project on Buffaloes, CIRB, Hissar | 0.00 | 0.00 | 0.00 | 0.00 | 0.00 | 0.00 | 0.00 | 0.00 | 0.00 |
| 4 | CIRG, Makhdoom | 0.00 | 0.00 | 0.00 | 0.00 | 0.00 | 0.00 | 0.00 | 0.00 | 0.00 |
| 5 | AICRP on Goats, CIRG, Makhdoom | 0.80 | 0.00 | 0.00 | 11.20 | 0.00 | 0.00 | 11.20 | 11.20 | 12.00 |
| 6 | CSWRI, Avikanagar | 0.30 | 0.00 | 0.00 | 3.70 | 0.00 | 0.00 | 3.70 | 3.70 | 4.00 |

TSP COMPONENTS

| S. NO. | Name of the Unit | Total – CAPITAL (Grants for creation of Capital Assets) | Total – Establishment Expenses (Grant in Aid-Salaries) | Total – Traveling Allowance | Total - Research & Operational Expenses | Total - Administrative Expenses | Total - Miscellaneous Expenses | Total Grants in Aid - General | Total Revenue in Aid - Salaries + Grants in Aid - General) | Grand Total (Capital + Revenue) |
|--------|---|---|--|-----------------------------|---|---------------------------------|--------------------------------|-------------------------------|--|---------------------------------|
| 7 | AICRP on Mega Sheep Seed Project, CSWRI, Avikanagar | 0.00 | 0.00 | 0.00 | 0.00 | 0.00 | 0.00 | 0.00 | 0.00 | 0.00 |
| 8 | Network on Sheep Improvement, CSWRI, Avikanagar | 0.00 | 0.00 | 0.00 | 0.00 | 0.00 | 0.00 | 0.00 | 0.00 | 0.00 |
| 9 | IVRI, Izatnagar | 1.00 | 0.00 | 0.00 | 19.00 | 0.00 | 0.00 | 19.00 | 19.00 | 20.00 |
| 10 | Outreach Prog. On Env. Pollutant, IVRI, Izatnagar | 0.00 | 0.00 | 0.00 | 0.00 | 0.00 | 0.00 | 0.00 | 0.00 | 0.00 |
| 11 | Outreach Prog. On Zoonotic Diseases, IVRI, Izatnagar | 0.00 | 0.00 | 0.00 | 0.00 | 0.00 | 0.00 | 0.00 | 0.00 | 0.00 |
| 12 | Outreach Prog. on Ethno vety. Medicine, IVRI, Izatnagar | 0.00 | 0.00 | 0.00 | 0.00 | 0.00 | 0.00 | 0.00 | 0.00 | 0.00 |
| 13 | Network on GIP, IVRI, Izatnagar | 0.00 | 0.00 | 0.00 | 0.00 | 0.00 | 0.00 | 0.00 | 0.00 | 0.00 |
| 14 | Network on BTB, IVRI, Izatnagar | 0.00 | 0.00 | 0.00 | 0.00 | 0.00 | 0.00 | 0.00 | 0.00 | 0.00 |
| 15 | Network on Neonatal Mortality, IVRI, Izatnagar | 0.00 | 0.00 | 0.00 | 0.00 | 0.00 | 0.00 | 0.00 | 0.00 | 0.00 |
| 16 | Network on Diag. Imaging Tech., IVRI, Izatnagar | 0.00 | 0.00 | 0.00 | 0.00 | 0.00 | 0.00 | 0.00 | 0.00 | 0.00 |
| 17 | CRP on V&D, IVRI, Izatnagar | 0.00 | 0.00 | 0.00 | 0.00 | 0.00 | 0.00 | 0.00 | 0.00 | 0.00 |
| 18 | NIHSAD, Bhopal | 0.00 | 0.00 | 0.00 | 0.00 | 0.00 | 0.00 | 0.00 | 0.00 | 0.00 |

TSP COMPONENTS

| S. NO. | Name of the Unit | Total – CAPITAL (Grants for creation of Capital Assets) | Total – Establishment Expenses (Grant in Aid-Salaries) | Total – Traveling Allowance | Total – Research & Operational Expenses | Total – Administrative Expenses | Total – Miscellaneous Expenses | Total Grants in Aid - General | Total Revenue in Aid - Salaries + Grants in Aid - General) | Grand Total (Capital + Revenue) |
|--------|--|---|--|-----------------------------|---|---------------------------------|--------------------------------|-------------------------------|--|---------------------------------|
| 19 | NBAGR, Karnal | 0.00 | 0.00 | 0.00 | 0.00 | 0.00 | 0.00 | 0.00 | 0.00 | 0.00 |
| 20 | Network Project on Animal Genetic Resources, NBAGR, Karnal | 0.50 | 0.00 | 0.50 | 7.00 | 0.00 | 0.00 | 7.50 | 7.50 | 8.00 |
| 21 | NDRI, Karnal | 0.20 | 0.00 | 0.80 | 2.00 | 0.00 | 0.00 | 2.80 | 2.80 | 3.00 |
| 22 | NIANP, Bangalore | 0.00 | 0.00 | 0.00 | 0.00 | 0.00 | 0.00 | 0.00 | 0.00 | 0.00 |
| 23 | AICRP ON NPAERP + OP on Methan Emission, NIANP, Bangalore | 0.50 | 0.00 | 0.00 | 0.00 | 7.50 | 0.00 | 7.50 | 7.50 | 8.00 |
| 24 | NRC on Camel, Bikaner | 1.00 | 0.00 | 0.00 | 3.00 | 0.00 | 0.00 | 3.00 | 3.00 | 4.00 |
| 25 | NRC on Equines, Hissar | 0.00 | 0.00 | 0.00 | 0.00 | 0.00 | 0.00 | 0.00 | 0.00 | 0.00 |
| 26 | National Centre for Veterinary Type Culture Collection, NRC on Equines, Hissar | 0.00 | 0.00 | 0.00 | 0.00 | 0.00 | 0.00 | 0.00 | 0.00 | 0.00 |
| 27 | NRC on Meat, Hyderabad | 0.00 | 0.00 | 0.00 | 0.00 | 0.00 | 0.00 | 0.00 | 0.00 | 0.00 |
| 28 | NRC on Mithun | 2.75 | 0.00 | 0.00 | 37.25 | 0.00 | 0.00 | 37.25 | 37.25 | 40.00 |
| 29 | NRC on Pig, Guwahati | 8.40 | 0.00 | 0.00 | 34.80 | 8.40 | 0.00 | 43.20 | 43.20 | 51.60 |
| 30 | AICRP on Pig, NRC on Pig, Guwahati | 0.00 | 0.00 | 0.00 | 61.70 | 0.00 | 0.00 | 61.70 | 61.70 | 61.70 |
| 31 | Mega seed on Pig, NRC on Pig, Guwahati | 0.00 | 0.00 | 0.00 | 8.70 | 0.00 | 0.00 | 8.70 | 8.70 | 8.70 |

TSP COMPONENTS

| S. NO. | Name of the Unit | Total – CAPITAL (Grants for creation of Capital Assets) | Total – Establishment Expenses (Grant in Aid-Salaries) | Total – Traveling Allowance | Total – Research & Operational Expenses | Total – Administrative Expenses | Total – Miscellaneous Expenses | Total Grants in Aid - General | Total Revenue in Aid - Salaries + Grants in Aid - General) | Grand Total (Capital + Revenue) |
|------------------------------|---|---|--|-----------------------------|---|---------------------------------|--------------------------------|-------------------------------|--|---------------------------------|
| 32 | NRC on Yak, Dirang | 8.80 | 0.00 | 0.00 | 0.00 | 0.00 | 119.20 | 119.20 | 119.20 | 128.00 |
| 33 | NIVEDI, Bangalore | 0.00 | 0.00 | 0.00 | 0.00 | 0.00 | 7.45 | 7.45 | 7.45 | 7.45 |
| 34 | CIRC, Meerut | 0.00 | 0.00 | 0.00 | 0.00 | 0.00 | 0.00 | 0.00 | 0.00 | 0.00 |
| 35 | AICRP on Cattle, CIRC, Meerut | 0.00 | 0.00 | 0.00 | 0.00 | 0.00 | 0.00 | 0.00 | 0.00 | 0.00 |
| 36 | Dte. Of Foot & Mouth Disease, Mukteswar | 3.55 | 0.00 | 0.00 | 7.00 | 0.00 | 0.00 | 7.00 | 7.00 | 10.55 |
| 37 | Dte. Of Poultry Research, Hyderabad | 0.00 | 0.00 | 0.00 | 0.00 | 0.00 | 0.00 | 0.00 | 0.00 | 0.00 |
| 38 | AICRP on Poultry, Dte. Of Poultry Research, Hyderabad | 0.00 | 0.00 | 0.00 | 18.00 | 0.00 | 0.00 | 18.00 | 18.00 | 18.00 |
| 39 | Poultry Seed Project, Dte. Of Poultry Research, Hyderabad | 0.00 | 0.00 | 0.00 | 12.00 | 0.00 | 0.00 | 12.00 | 12.00 | 12.00 |
| TOTAL ANIMAL SCIENCES | | 28.00 | 0.00 | 1.30 | 228.15 | 15.90 | 126.65 | 372.00 | 372.00 | 400.00 |
| 1 | CAZRI, Jodhpur | 25.00 | 0.00 | 0.00 | 50.00 | 0.00 | 0.00 | 50.00 | 50.00 | 75.00 |
| 2 | CRIDA, Hyderabad | 0.00 | 0.00 | 0.00 | 0.00 | 0.00 | 0.00 | 0.00 | 0.00 | 0.00 |
| 3 | AICRP on Dryland Agriculture, CRIDA, Hyderabad | 0.00 | 0.00 | 0.00 | 0.00 | 0.00 | 0.00 | 0.00 | 0.00 | 0.00 |
| 4 | AICRP on Agrometeorology, CRIDA, Hyderabad | 0.00 | 0.00 | 0.00 | 0.00 | 0.00 | 0.00 | 0.00 | 0.00 | 0.00 |

TSP COMPONENTS

| S. NO. | Name of the Unit | Total – CAPITAL (Grants for creation of Capital Assets) | Total – Establishment Expenses (Grant in Aid-Salaries) | Total – Traveling Allowance | Total – Research & Operational Expenses | Total – Administrative Expenses | Total – Miscellaneous Expenses | Total Grants in Aid – General | Total Revenue in Aid – Salaries + Grants in Aid – General) | Grand Total (Capital + Revenue) |
|--------|---|---|--|-----------------------------|---|---------------------------------|--------------------------------|-------------------------------|--|---------------------------------|
| 5 | IIS & WC (CS & WCR & TI), Dehradun | 25.00 | 0.00 | 0.00 | 25.00 | 0.00 | 0.00 | 25.00 | 25.00 | 50.00 |
| 6 | CSSRI, Karnal | 0.00 | 0.00 | 0.00 | 0.00 | 0.00 | 0.00 | 0.00 | 0.00 | 0.00 |
| 7 | PCU-SAS, CSSRI, Karnal | 0.00 | 0.00 | 0.00 | 0.00 | 0.00 | 0.00 | 0.00 | 0.00 | 0.00 |
| 8 | ICAR RC For NEH Region., Barapani | 200.00 | 0.00 | 0.00 | 0.00 | 0.00 | 355.00 | 355.00 | 355.00 | 555.00 |
| 9 | ICAR Res. Complex for Eastern Region, Patna | 0.00 | 0.00 | 0.00 | 0.00 | 0.00 | 0.00 | 0.00 | 0.00 | 0.00 |
| 10 | CCARI (ICAR Res. Complex), Goa | 20.00 | 0.00 | 0.00 | 0.00 | 0.00 | 40.00 | 40.00 | 40.00 | 60.00 |
| 11 | IISS, Bhopal | 20.00 | 0.00 | 0.00 | 20.00 | 0.00 | 5.00 | 25.00 | 25.00 | 45.00 |
| 12 | AICRP on Micronutrients, IISS, Bhopal | 0.00 | 0.00 | 0.00 | 10.00 | 0.00 | 0.00 | 10.00 | 10.00 | 10.00 |
| 13 | AICRP on Biofertilizer, IISS, Bhopal | 0.00 | 0.00 | 0.50 | 9.50 | 0.00 | 0.00 | 10.00 | 10.00 | 10.00 |
| 14 | AICRP on STCR, IISS, Bhopal | 0.00 | 0.00 | 0.00 | 10.00 | 0.00 | 0.00 | 10.00 | 10.00 | 10.00 |
| 15 | AICRP on LTFE, IISS, Bhopal | 0.00 | 0.00 | 0.00 | 25.00 | 0.00 | 0.00 | 25.00 | 25.00 | 25.00 |
| 16 | CRP on Conservation Agriculture, IISS, Bhopal | 0.00 | 0.00 | 0.00 | 0.00 | 0.00 | 0.00 | 0.00 | 0.00 | 0.00 |
| 17 | NBSS & LUP, Nagpur | 25.00 | 0.00 | 10.00 | 20.00 | 20.00 | 0.00 | 50.00 | 50.00 | 75.00 |

TSP COMPONENTS

| S. NO. | Name of the Unit | Total – CAPITAL (Grants for creation of Capital Assets) | Total – Establishment Expenses (Grant in Aid-Salaries) | Total – Traveling Allowance | Total – Research & Operational Expenses | Total – Administrative Expenses | Total – Miscellaneous Expenses | Total Grants in Aid - General | Total Revenue in Aid - Salaries + Grants in Aid - General) | Grand Total (Capital + Revenue) |
|---------------------------|--|---|--|-----------------------------|---|---------------------------------|--------------------------------|-------------------------------|--|---------------------------------|
| 18 | CARI, Jhansi | 0.00 | 0.00 | 0.00 | 0.00 | 0.00 | 0.00 | 0.00 | 0.00 | 0.00 |
| 19 | AICRP on Agroforestry, CARI, Jhansi | 0.00 | 0.00 | 0.00 | 0.00 | 20.00 | 0.00 | 20.00 | 20.00 | 20.00 |
| 20 | IWWM, Bhubaneswar | 0.00 | 0.00 | 0.00 | 0.00 | 5.00 | 0.00 | 5.00 | 5.00 | 5.00 |
| 21 | AICRP on IWWM, IWWM, Bhubaneswar | 0.00 | 0.00 | 0.00 | 0.00 | 10.00 | 0.00 | 10.00 | 10.00 | 10.00 |
| 22 | CRP on Water, IWWM, Bhubaneswar | 0.00 | 0.00 | 0.00 | 0.00 | 0.00 | 0.00 | 0.00 | 0.00 | 0.00 |
| 23 | NRC on Integrated Farming, Motihari | 0.00 | 0.00 | 0.00 | 0.00 | 0.00 | 0.00 | 0.00 | 0.00 | 0.00 |
| 24 | Dte. Of Weed Research, Jabalpur | 0.00 | 0.00 | 0.00 | 0.00 | 0.00 | 0.00 | 0.00 | 0.00 | 0.00 |
| 25 | AICRP on Weed Management, DWR, Jabalpur | 0.00 | 0.00 | 0.00 | 0.00 | 0.00 | 0.00 | 0.00 | 0.00 | 0.00 |
| 26 | IIFSR, Modipuram | 0.00 | 0.00 | 0.00 | 0.00 | 0.00 | 0.00 | 0.00 | 0.00 | 0.00 |
| 27 | AICRP on Integrated Farming System, IIFSR, Modipuram | 0.00 | 0.00 | 0.00 | 25.00 | 0.00 | 0.00 | 25.00 | 25.00 | 25.00 |
| 28 | Network Project on Organic Farming, IIFSR, Modipuram | 0.00 | 0.00 | 0.00 | 0.00 | 0.00 | 0.00 | 0.00 | 0.00 | 0.00 |
| 29 | NIASM, Baramati | 0.00 | 0.00 | 0.00 | 12.00 | 10.00 | 3.00 | 25.00 | 25.00 | 25.00 |
| TOTAL NRM DIVISION | | 315.00 | 0.00 | 10.50 | 206.50 | 65.00 | 403.00 | 685.00 | 685.00 | 1000.00 |

TSP COMPONENTS

| S. NO. | Name of the Unit | Total – CAPITAL (Grants for creation of Capital Assets) | Total – Establishment Expenses (Grant in Aid-Salaries) | Total – Traveling Allowance | Total – Research & Operational Expenses | Total – Administrative Expenses | Total – Miscellaneous Expenses | Total Grants in Aid - General | Total Revenue in Aid - Salaries + Grants in Aid - General) | Grand Total (Capital + Revenue) |
|--------|---|---|--|-----------------------------|---|---------------------------------|--------------------------------|-------------------------------|--|---------------------------------|
| 30 | NICRA, Hyderabad | 0.00 | 0.00 | 0.00 | 0.00 | 0.00 | 0.00 | 0.00 | 0.00 | 0.00 |
| | TOTAL CRAI/NICRA | 0.00 | 0.00 | 0.00 | 0.00 | 0.00 | 0.00 | 0.00 | 0.00 | 0.00 |
| 1 | CIBA, Chennai | 15.00 | 0.00 | 0.00 | 0.00 | 12.00 | 0.00 | 12.00 | 12.00 | 27.00 |
| 2 | AINP on Fish Health, CIBA, Chennai | 0.00 | 0.00 | 0.00 | 0.00 | 0.00 | 0.00 | 0.00 | 0.00 | 0.00 |
| 3 | CIFRI, Barrackpore | 5.00 | 0.00 | 0.00 | 10.00 | 0.00 | 0.00 | 10.00 | 10.00 | 15.00 |
| 4 | CIFA, Bhubaneswar | 5.00 | 0.00 | 0.00 | 0.00 | 5.00 | 5.00 | 10.00 | 10.00 | 15.00 |
| 5 | CIFE, Mumbai | 0.00 | 0.00 | 0.00 | 0.00 | 8.00 | 0.00 | 8.00 | 8.00 | 8.00 |
| 6 | CIFT, Kochi | 0.00 | 0.00 | 0.00 | 5.00 | 0.00 | 0.00 | 5.00 | 5.00 | 5.00 |
| 7 | CMFRI, Kochi | 5.00 | 0.00 | 0.00 | 5.00 | 0.00 | 0.00 | 5.00 | 5.00 | 10.00 |
| 8 | ANIP Mericulture, CMFRI, Kochi | 0.00 | 0.00 | 0.00 | 0.00 | 0.00 | 0.00 | 0.00 | 0.00 | 0.00 |
| 9 | NBFGR, Lucknow | 5.00 | 0.00 | 0.00 | 5.00 | 0.00 | 0.00 | 5.00 | 5.00 | 10.00 |
| 10 | CRP Genomics, NBFGR, Lucknow | 0.00 | 0.00 | 0.00 | 0.00 | 0.00 | 0.00 | 0.00 | 0.00 | 0.00 |
| 11 | Dte. Of Coldwater Fisheries Research, Bhimtal | 5.00 | 0.00 | 0.00 | 5.00 | 0.00 | 0.00 | 5.00 | 5.00 | 10.00 |
| | TOTAL FISHERIES | 40.00 | 0.00 | 0.00 | 30.00 | 25.00 | 5.00 | 60.00 | 60.00 | 100.00 |

TSP COMPONENTS

| S. NO. | Name of the Unit | Total – CAPITAL (Grants for creation of Capital Assets) | Total – Establishment Expenses (Grant in Aid-Salaries) | Total – Traveling Allowance | Total – Research & Operational Expenses | Total – Administrative Expenses | Total – Miscellaneous Expenses | Total Grants in Aid - General | Total Revenue in Aid - Salaries + Grants in Aid - General) | Grand Total (Capital + Revenue) |
|--------|---------------------------------------|---|--|-----------------------------|---|---------------------------------|--------------------------------|-------------------------------|--|---------------------------------|
| 1 | CIAE, Bhopal | 0.00 | 0.00 | 0.00 | 0.00 | 0.00 | 0.00 | 0.00 | 0.00 | 0.00 |
| 2 | AICRP on FIM, CIAE, Bhopal | 0.00 | 0.00 | 0.00 | 0.00 | 0.00 | 0.00 | 0.00 | 0.00 | 0.00 |
| 3 | AICRP on ESA, CIAE, Bhopal | 0.00 | 0.00 | 0.00 | 0.00 | 0.00 | 0.00 | 0.00 | 0.00 | 0.00 |
| 4 | AICRP on EAAI, CIAE, Bhopal | 0.00 | 0.00 | 0.00 | 0.00 | 0.00 | 0.00 | 0.00 | 0.00 | 0.00 |
| 5 | AICRP on UAE, CIAE, Bhopal | 0.00 | 0.00 | 0.00 | 0.00 | 0.00 | 0.00 | 0.00 | 0.00 | 0.00 |
| 6 | CRP On FMFP, CIAE, Bhopal | 0.00 | 0.00 | 0.00 | 0.00 | 0.00 | 0.00 | 0.00 | 0.00 | 0.00 |
| 7 | CRP On EA, CIAE, Bhopal | 0.00 | 0.00 | 0.00 | 0.00 | 0.00 | 0.00 | 0.00 | 0.00 | 0.00 |
| 8 | CIPHET, Ludhiana | 0.00 | 0.00 | 0.00 | 0.00 | 0.00 | 0.00 | 0.00 | 0.00 | 0.00 |
| 9 | AICRP on PET, CIPHET, Ludhiana | 0.00 | 0.00 | 0.00 | 0.00 | 0.00 | 0.00 | 0.00 | 0.00 | 0.00 |
| 10 | AICRP on PHET, CIPHET, Ludhiana | 0.00 | 0.00 | 0.00 | 0.00 | 0.00 | 0.00 | 0.00 | 0.00 | 0.00 |
| 11 | CRP On SA, CIPHET, Ludhiana | 0.00 | 0.00 | 0.00 | 0.00 | 0.00 | 0.00 | 0.00 | 0.00 | 0.00 |
| 12 | CRP On HF, CIPHET, Ludhiana | 0.00 | 0.00 | 0.00 | 0.00 | 0.00 | 0.00 | 0.00 | 0.00 | 0.00 |
| 13 | CIRCOT, Mumbai | 0.00 | 0.00 | 0.00 | 0.00 | 0.00 | 0.00 | 0.00 | 0.00 | 0.00 |
| 14 | CRP on Natural Fibres, CIRCOT, Mumbai | 0.00 | 0.00 | 0.00 | 0.00 | 0.00 | 0.00 | 0.00 | 0.00 | 0.00 |
| 15 | IINRG, Ranchi | 0.00 | 0.00 | 0.00 | 0.00 | 0.00 | 0.00 | 0.00 | 0.00 | 0.00 |

TSP COMPONENTS

| S. NO. | Name of the Unit | Total – CAPITAL (Grants for creation of Capital Assets) | Total – Establishment Expenses (Grant in Aid-Salaries) | Total – Traveling Allowance | Total – Research & Operational Expenses | Total – Administrative Expenses | Total – Miscellaneous Expenses | Total Grants in Aid - General | Total Revenue in Aid - Salaries + Grants in Aid - General) | Grand Total (Capital + Revenue) |
|--------|---|---|--|-----------------------------|---|---------------------------------|--------------------------------|-------------------------------|--|---------------------------------|
| 16 | NWP on HP VANR&G, IINRG, Ranchi | 0.00 | 0.00 | 0.00 | 0.00 | 0.00 | 0.00 | 0.00 | 0.00 | 0.00 |
| 17 | NWP on CLIGR, IINRG, Ranchi | 0.00 | 0.00 | 0.00 | 0.00 | 0.00 | 0.00 | 0.00 | 0.00 | 0.00 |
| 18 | NIRJAFT, Kolkata | 0.00 | 0.00 | 0.00 | 0.00 | 0.00 | 0.00 | 0.00 | 0.00 | 0.00 |
| | TOTAL AGRICULTURAL ENGINEERING | 0.00 | 0.00 | 0.00 | 0.00 | 0.00 | 0.00 | 0.00 | 0.00 | 0.00 |
| 1 | IASRI including CABin, New Delhi | 0.00 | 0.00 | 0.00 | 0.00 | 0.00 | 0.00 | 0.00 | 0.00 | 0.00 |
| 2 | NIAP & PR, New Delhi | 0.00 | 0.00 | 0.00 | 0.00 | 0.00 | 0.00 | 0.00 | 0.00 | 0.00 |
| | TOTAL ECO. STATISTICS & MANAGEMENT | 0.00 | 0.00 | 0.00 | 0.00 | 0.00 | 0.00 | 0.00 | 0.00 | 0.00 |
| 1 | NAARM, Hyderabad | 0.00 | 0.00 | 0.00 | 0.00 | 0.00 | 0.00 | 0.00 | 0.00 | 0.00 |
| 2 | CIWA, Bhubaneswar | 0.00 | 0.00 | 0.00 | 0.00 | 0.00 | 0.00 | 0.00 | 0.00 | 0.00 |
| 3 | AICRP on Home Science, CIWA, Bhubaneswar | 0.00 | 0.00 | 0.00 | 0.00 | 0.00 | 0.00 | 0.00 | 0.00 | 0.00 |
| 4 | Strengthening and Development of Higher Agricultural Education in India | 810.00 | 0.00 | 0.00 | 1890.00 | 0.00 | 0.00 | 1890.00 | 1890.00 | 2700.00 |
| | TOTAL A.G. EDUCATION DIVISION | 810.00 | 0.00 | 0.00 | 1890.00 | 0.00 | 0.00 | 1890.00 | 1890.00 | 2700.00 |

TSP COMPONENTS

| S. NO. | Name of the Unit | Total – CAPITAL (Grants for creation of Capital Assets) | Total – Establishment Expenses (Grant in Aid-Salaries) | Total – Traveling Allowance | Total – Research & Operational Expenses | Total – Administrative Expenses | Total – Miscellaneous Expenses | Total Grants in Aid - General | Total Revenue in Aid - Salaries + Grants in Aid - General) | Grand Total (Capital + Revenue) |
|-------------------------|--|---|--|-----------------------------|---|---------------------------------|--------------------------------|-------------------------------|--|---------------------------------|
| 1 | HEADQUARTERS UNIT | 0.00 | 0.00 | 0.00 | 0.00 | 0.00 | 0.00 | 0.00 | 0.00 | 0.00 |
| 2 | EXTRA MURAL FUND | 0.00 | 0.00 | 0.00 | 0.00 | 0.00 | 0.00 | 0.00 | 0.00 | 0.00 |
| 3 | AUDITORIUM | 0.00 | 0.00 | 0.00 | 0.00 | 0.00 | 0.00 | 0.00 | 0.00 | 0.00 |
| 4 | ASRB | 0.00 | 0.00 | 0.00 | 0.00 | 0.00 | 0.00 | 0.00 | 0.00 | 0.00 |
| 5 | SOCIETIES/AWARD | 0.00 | 0.00 | 0.00 | 0.00 | 0.00 | 0.00 | 0.00 | 0.00 | 0.00 |
| 6 | NASM | 0.00 | 0.00 | 0.00 | 0.00 | 0.00 | 0.00 | 0.00 | 0.00 | 0.00 |
| 7 | INT. COOP - CGIAR | 0.00 | 0.00 | 0.00 | 0.00 | 0.00 | 0.00 | 0.00 | 0.00 | 0.00 |
| 8 | HRM | 0.00 | 0.00 | 0.00 | 0.00 | 0.00 | 0.00 | 0.00 | 0.00 | 0.00 |
| 9 | Publicity and Public Relations | 0.00 | 0.00 | 0.00 | 0.00 | 0.00 | 0.00 | 0.00 | 0.00 | 0.00 |
| 10 | CERA | 0.00 | 0.00 | 0.00 | 0.00 | 0.00 | 0.00 | 0.00 | 0.00 | 0.00 |
| 11 | NAIF | 0.00 | 0.00 | 0.00 | 0.00 | 0.00 | 0.00 | 0.00 | 0.00 | 0.00 |
| 12 | CREATION AND MAINTENANCE OF INFRASTRUCTURE | 0.00 | 0.00 | 0.00 | 0.00 | 0.00 | 0.00 | 0.00 | 0.00 | 0.00 |
| 13 | EVALUATION OF SCHEMES | 0.00 | 0.00 | 0.00 | 0.00 | 0.00 | 0.00 | 0.00 | 0.00 | 0.00 |
| TOTAL ICAR HQRS. | | 0.00 | 0.00 | 0.00 | 0.00 | 0.00 | 0.00 | 0.00 | 0.00 | 0.00 |

TSP COMPONENTS

| S. NO. | Name of the Unit | Total – CAPITAL (Grants for creation of Capital Assets) | Total – Establishment Expenses (Grant in Aid-Salaries) | Total – Traveling Allowance | Total – Research & Operational Expenses | Total – Administrative Expenses | Total – Miscellaneous Expenses | Total Grants in Aid - General | Total Revenue in Aid - Salaries + Grants in Aid - General) | Grand Total (Capital + Revenue) |
|--------|--------------------------|---|--|-----------------------------|---|---------------------------------|--------------------------------|-------------------------------|--|---------------------------------|
| 1 | PIU, NASF | 0.00 | 0.00 | 0.00 | 0.00 | 0.00 | 0.00 | 0.00 | 0.00 | 0.00 |
| 2 | Funding to Projects | 0.00 | 0.00 | 0.00 | 0.00 | 0.00 | 0.00 | 0.00 | 0.00 | 0.00 |
| | TOTAL OTHERS | 0.00 | 0.00 | 0.00 | 0.00 | 0.00 | 0.00 | 0.00 | 0.00 | 0.00 |
| 1 | DKMA, New Delhi | 0.00 | 0.00 | 0.00 | 0.00 | 0.00 | 0.00 | 0.00 | 0.00 | 0.00 |
| 2 | ATARI ZONE-I, Ludhiana | 124.00 | 0.00 | 6.00 | 200.00 | 0.00 | 18.00 | 224.00 | 224.00 | 348.00 |
| 3 | ATARI ZONE-II, Jodhpur | 28.00 | 0.00 | 0.00 | 33.60 | 22.40 | 0.00 | 56.00 | 56.00 | 84.00 |
| 4 | ATARI ZONE-III, Kanpur | 36.00 | 0.00 | 4.00 | 40.00 | 0.00 | 12.00 | 56.00 | 56.00 | 92.00 |
| 5 | ATARI ZONE-IV, Patna | 78.65 | 0.00 | 0.00 | 87.00 | 106.80 | 0.00 | 193.80 | 193.80 | 272.45 |
| 6 | ATARI ZONE-V, Kolkata | 126.35 | 0.00 | 0.00 | 48.75 | 36.25 | 0.00 | 85.00 | 85.00 | 211.35 |
| 7 | ATARI ZONE-VI, Guwahati | 150.00 | 0.00 | 0.00 | 80.90 | 19.10 | 0.00 | 100.00 | 100.00 | 250.00 |
| 8 | ATARI ZONE-VII, Barapani | 150.00 | 0.00 | 0.00 | 132.80 | 67.20 | 0.00 | 200.00 | 200.00 | 350.00 |
| 9 | ATARI ZONE-VIII, Pune | 62.70 | 0.00 | 0.00 | 93.40 | 33.60 | 0.00 | 127.00 | 127.00 | 189.70 |
| 10 | ATARI ZONE-IX, Jabalpur | 190.00 | 0.00 | 0.00 | 96.00 | 69.00 | 0.00 | 165.00 | 165.00 | 355.00 |
| 11 | ATARI ZONE-X, Hyderabad | 70.00 | 0.00 | 0.00 | 87.00 | 0.00 | 0.00 | 87.00 | 87.00 | 157.00 |
| 12 | ATARI ZONE-XI, Bangalore | 0.00 | 0.00 | 0.00 | 0.00 | 0.00 | 0.00 | 0.00 | 0.00 | 0.00 |
| 13 | FARMER FIRST | 0.00 | 0.00 | 0.00 | 0.00 | 0.00 | 0.00 | 0.00 | 0.00 | 0.00 |

TSP COMPONENTS

| S. NO. | Name of the Unit | Total – CAPITAL (Grants for creation of Capital Assets) | Total – Establishment Expenses (Grant in Aid-Salaries) | Total – Traveling Allowance | Total – Research & Operational Expenses | Total – Administrative Expenses | Total – Miscellaneous Expenses | Total Grants in Aid - General | Total Revenue in Aid - Salaries + Grants in Aid - General) | Grand Total (Capital + Revenue) |
|--------|-------------------------------------|---|--|-----------------------------|---|---------------------------------|--------------------------------|-------------------------------|--|---------------------------------|
| 14 | ARYA | 64.30 | 0.00 | 3.60 | 93.05 | 0.00 | 29.55 | 126.20 | 126.20 | 190.50 |
| 15 | EMF | 0.00 | 0.00 | 0.00 | 0.00 | 0.00 | 0.00 | 0.00 | 0.00 | 0.00 |
| 16 | NETWORK PROJECT | 0.00 | 0.00 | 0.00 | 0.00 | 0.00 | 0.00 | 0.00 | 0.00 | 0.00 |
| 17 | DISASTER MGMT. | 0.00 | 0.00 | 0.00 | 0.00 | 0.00 | 0.00 | 0.00 | 0.00 | 0.00 |
| | TOTAL AGRICULTURAL EXTENSION | 1080.00 | 0.00 | 13.60 | 992.50 | 354.35 | 59.55 | 1420.00 | 1420.00 | 2500.00 |
| | GRAND TOTAL | 2301.00 | 0.00 | 39.15 | 3896.15 | 603.25 | 660.45 | 5199.00 | 5199.00 | 7500.00 |

GRAND TOTAL (OTHER THAN NEH AND TSP+NER+TSP)

(₹ In lakhs)

| S. NO. | Name of the Unit | OTHER THAN NEH & TSP | NEH | TSP | GRAND TOTAL |
|--------|--|---------------------------------|---------------------------------|---------------------------------|---|
| | | Grand Total (Capital + Revenue) | Grand Total (Capital + Revenue) | Grand Total (Capital + Revenue) | TOTAL for the Unit (Other than NEH & TSP + NEH + TSP) |
| 1 | CICR, Nagpur | 4095.50 | 0.00 | 10.00 | 4105.50 |
| 2 | AICRP on Cotton, CICR, Nagpur | 1715.00 | 0.00 | 3.00 | 1718.00 |
| 3 | CRIJAF, Barrackpore | 3008.00 | 0.00 | 5.00 | 3013.00 |
| 4 | AINPJAF, CRIJAF, Barrackpore | 303.00 | 75.00 | 5.00 | 383.00 |
| 5 | NRRI, Cuttack | 8853.00 | 15.00 | 30.00 | 8898.00 |
| 6 | Incentivizing Research in Agriculture, NRRI, Cuttack | 1001.85 | 0.00 | 0.00 | 1001.85 |
| 7 | CTRI, Rajamundry | 4605.50 | 0.00 | 5.00 | 4610.50 |
| 8 | NETWORK on Tobacco, CTRI, Rajamundry | 344.00 | 0.00 | 2.00 | 346.00 |
| 9 | IARI, New Delhi | 43005.00 | 40.00 | 30.00 | 43075.00 |
| 10 | Pesticide Residues, IARI, New Delhi | 417.05 | 40.00 | 0.00 | 457.05 |
| 11 | AICRP Nematode, IARI, New Delhi | 244.00 | 40.00 | 3.50 | 287.50 |
| 12 | CRP On Hybrid Technology, IARI, New Delhi | 450.00 | 0.00 | 0.00 | 450.00 |
| 13 | CRP On Molecular Breeding, IARI, New Delhi | 350.00 | 0.00 | 0.00 | 350.00 |
| 14 | IARI Types Deemed University, Assam | 150.00 | 0.00 | 0.00 | 150.00 |
| 15 | IARI Types Deemed University, Jharkhand | 950.00 | 0.00 | 0.00 | 950.00 |

GRAND TOTAL (OTHER THAN NEH AND TSP+NER+TSP)

(₹ In lakhs)

| S. NO. | Name of the Unit | OTHER THAN NEH & TSP | NEH | TSP | GRAND TOTAL |
|--------|--|---------------------------------|---------------------------------|---------------------------------|---|
| | | Grand Total (Capital + Revenue) | Grand Total (Capital + Revenue) | Grand Total (Capital + Revenue) | TOTAL for the Unit (Other than NEH & TSP + NEH + TSP) |
| 16 | IGFRI, Jhansi | 4340.00 | 0.00 | 5.00 | 4345.00 |
| 17 | AICRP on Forage Crops and Utilization, IGFRI, Jhansi | 779.00 | 70.00 | 10.00 | 859.00 |
| 18 | IIPR, Kanpur | 2903.00 | 0.00 | 15.00 | 2918.00 |
| 19 | AICRP on Chickpea, IIPR, Kanpur | 940.00 | 70.00 | 20.00 | 1030.00 |
| 20 | AICRP on Mullarp, IIPR, Kanpur | 1149.90 | 170.00 | 0.00 | 1319.90 |
| 21 | AICRP on Pigeonpea, IIPR, Kanpur | 948.00 | 100.00 | 8.00 | 1056.00 |
| 22 | AICRP on Arid Legumes, IIPR Kanpur | 289.00 | 0.00 | 4.00 | 293.00 |
| 23 | IISR, Lucknow | 5097.00 | 0.00 | 0.00 | 5097.00 |
| 24 | AICRP on Sugercane, IISR, Lucknow | 602.65 | 80.00 | 12.00 | 694.65 |
| 25 | NBAIM, Maunath Bharjan | 864.00 | 0.00 | 0.00 | 864.00 |
| 26 | AMAAAS, NBAIM, Mau | 300.00 | 0.00 | 0.00 | 300.00 |
| 27 | NBPGR, New Delhi | 10014.00 | 30.00 | 10.00 | 10054.00 |
| 28 | AICRP POTENTIAL CROP, NBPGR, New Delhi | 77.40 | 0.00 | 9.00 | 86.40 |
| 29 | CRP-AGRO BIODIVERSITY, NBPGR, New Delhi | 200.00 | 0.00 | 0.00 | 200.00 |
| 30 | SBI, Coimbatore | 4035.50 | 0.00 | 10.00 | 4045.50 |

GRAND TOTAL (OTHER THAN NEH AND TSP+NER+TSP)

(₹ In lakhs)

| S. NO. | Name of the Unit | OTHER THAN NEH & TSP | NEH | TSP | GRAND TOTAL |
|--------|--|---------------------------------|---------------------------------|---------------------------------|---|
| | | Grand Total (Capital + Revenue) | Grand Total (Capital + Revenue) | Grand Total (Capital + Revenue) | TOTAL for the Unit (Other than NEH & TSP + NEH + TSP) |
| 31 | VPKAS, Almora | 1821.00 | 0.00 | 8.00 | 1829.00 |
| 32 | NRCIPM, New Delhi | 1353.00 | 15.00 | 7.00 | 1375.00 |
| 33 | AINP On Soil Arthropod Pests, NRCIPM, New Delhi | 280.00 | 20.00 | 0.00 | 300.00 |
| 34 | AINP on Agricultural Acarology, NRCIPM, New Delhi | 210.00 | 0.00 | 0.00 | 210.00 |
| 35 | DGR, Junagadh | 1495.00 | 0.00 | 20.00 | 1515.00 |
| 36 | AICRP on Groudnut, DGR, Junagadh | 797.25 | 0.00 | 20.00 | 817.25 |
| 37 | NRC Plant Biotechnology, New Delhi | 1426.00 | 0.00 | 0.00 | 1426.00 |
| 38 | NETWORK PROJECT ON TRANSGENIC IN CROPS, NRCPB, New Delhi | 320.00 | 0.00 | 0.00 | 320.00 |
| 39 | DR & MR, Bharatpur | 1022.00 | 0.00 | 8.00 | 1030.00 |
| 40 | AICRP on R&M, DR & MR, Bharatpur | 955.40 | 60.00 | 5.00 | 1020.40 |
| 41 | IIMR, Hyderabad | 1960.00 | 0.00 | 14.00 | 1974.00 |
| 42 | AICRP on Sorghum, IIMR, Hyderabad | 762.25 | 0.00 | 10.00 | 772.25 |
| 43 | AICRP on Pearl Millets, IIMR, Hyderabad | 864.00 | 0.00 | 5.00 | 869.00 |
| 44 | AICRP on Small Millets, IIMR, Hyderabad | 547.50 | 40.00 | 5.00 | 592.50 |
| 45 | DSR, Indore | 1387.00 | 0.00 | 11.00 | 1398.00 |

GRAND TOTAL (OTHER THAN NEH AND TSP+NER+TSP)

(₹ In lakhs)

| S. NO. | Name of the Unit | OTHER THAN NEH & TSP | NEH | TSP | GRAND TOTAL |
|--------|---|---------------------------------|---------------------------------|---------------------------------|---|
| | | Grand Total (Capital + Revenue) | Grand Total (Capital + Revenue) | Grand Total (Capital + Revenue) | TOTAL for the Unit (Other than NEH & TSP + NEH + TSP) |
| 46 | AICRP on Soyabean, Indore | 868.80 | 100.00 | 7.00 | 975.80 |
| 47 | NBAIR, Bengaluru | 1494.00 | 0.00 | 0.00 | 1494.00 |
| 48 | AICRP on Biological Control, NBAIR, Bengaluru | 422.50 | 35.00 | 1.50 | 459.00 |
| 49 | AICRP on Honey Bee & Pollinators, NBAIR, Bengaluru | 372.00 | 70.00 | 5.00 | 447.00 |
| 50 | AINP on VertibratePest Management, NBAIR, Bengaluru | 347.00 | 55.00 | 5.00 | 407.00 |
| 51 | IIMR, New Delhi | 1804.00 | 23.00 | 5.00 | 1832.00 |
| 52 | AICRP On Maize, IIMR, New Delhi | 1562.00 | 25.00 | 20.00 | 1607.00 |
| 53 | IIOR, Hyderabad | 3146.00 | 16.00 | 10.00 | 3172.00 |
| 54 | AICRP on Oilseed, Hyderabad | 1384.85 | 0.00 | 11.00 | 1395.85 |
| 55 | AICRP on Linseed, IIOR, Hyderabad | 588.90 | 40.00 | 3.00 | 631.90 |
| 56 | AICRP on Sesame & Niger, IIOR, Hyderabad | 1025.00 | 0.00 | 3.00 | 1028.00 |
| 57 | IIRR, Hyderabad | 2984.00 | 11.00 | 2.00 | 2997.00 |
| 58 | AICRP on Rice, IIRR, Hyderabad | 1903.00 | 215.00 | 15.00 | 2133.00 |
| 59 | CRP on Rice Biofortification, IIRR, Hyderabad | 450.00 | 0.00 | 0.00 | 450.00 |
| 60 | IIWBR, Karnal | 3046.00 | 0.00 | 5.00 | 3051.00 |

GRAND TOTAL (OTHER THAN NEH AND TSP+NER+TSP)

(₹ In lakhs)

| S. NO. | Name of the Unit | OTHER THAN NEH & TSP | NEH | TSP | GRAND TOTAL |
|----------------------------|---|---------------------------------|---------------------------------|---------------------------------|---|
| | | Grand Total (Capital + Revenue) | Grand Total (Capital + Revenue) | Grand Total (Capital + Revenue) | TOTAL for the Unit (Other than NEH & TSP + NEH + TSP) |
| 61 | AICRP on Wheat & Barley, IIWBR, Karnal | 1810.00 | 45.00 | 5.00 | 1860.00 |
| 62 | IISS, Maunath Bhanjan | 780.00 | 0.00 | 9.00 | 789.00 |
| 63 | AICRP NSP (CROPS), DSR, Maunath Bhanjan | 1697.50 | 100.00 | 67.00 | 1864.50 |
| 64 | Seed Production in Agricultural Corps and Fisheries, DSR, Mau | 730.00 | 0.00 | 15.00 | 745.00 |
| 65 | NIBSM, Raipur | 1955.70 | 0.00 | 0.00 | 1955.70 |
| 66 | IIAB, Ranchi | 955.00 | 0.00 | 2.00 | 957.00 |
| Total Crop Sciences | | 146558.00 | 1600.00 | 500.00 | 148658.00 |
| 1 | CIARI, Port Blair | 2162.60 | 0.00 | 29.00 | 2191.60 |
| 2 | CIAH, Bikaner | 1749.00 | 2.00 | 10.00 | 1761.00 |
| 3 | AICRP on AZF, CIAH, Bikaner | 768.00 | 0.00 | 25.00 | 793.00 |
| 4 | CISH, Lucknow | 2406.00 | 2.00 | 5.00 | 2413.00 |
| 5 | CITH, Srinagar | 953.00 | 20.00 | 5.00 | 978.00 |
| 6 | CPCRI, Kasaragod | 6853.00 | 2.00 | 15.00 | 6870.00 |
| 7 | AICRP on Palms, CPCRI, Kasaragod | 684.00 | 15.00 | 20.00 | 719.00 |
| 8 | CPRI, Shimla | 5811.00 | 2.00 | 0.00 | 5813.00 |

GRAND TOTAL (OTHER THAN NEH AND TSP+NER+TSP)

(₹ In lakhs)

| S. NO. | Name of the Unit | OTHER THAN NEH & TSP | NEH | TSP | GRAND TOTAL |
|--------|---|---------------------------------|---------------------------------|---------------------------------|---|
| | | Grand Total (Capital + Revenue) | Grand Total (Capital + Revenue) | Grand Total (Capital + Revenue) | TOTAL for the Unit (Other than NEH & TSP + NEH + TSP) |
| 9 | AICRP on Potato, CPRI, Shimla | 518.00 | 31.00 | 0.00 | 549.00 |
| 10 | CTCRI, Thiruvanthapuram | 2223.80 | 2.00 | 10.00 | 2235.80 |
| 11 | AICRP on Tuber Crops, CTCRI, Thiruvanthapuram | 317.00 | 48.00 | 2.00 | 367.00 |
| 12 | IIHR, Bangalore | 10688.00 | 5.00 | 15.00 | 10708.00 |
| 13 | AICRP on Fruit, IIHR, Bangalore | 3522.00 | 307.00 | 35.00 | 3864.00 |
| 14 | IISR, Calicut | 1981.00 | 2.00 | 3.00 | 1986.00 |
| 15 | AICRP on Spices, IISR, Calicut | 495.00 | 30.00 | 10.00 | 535.00 |
| 16 | IIVR, Varanasi | 2018.00 | 2.00 | 15.00 | 2035.00 |
| 17 | AICRP on Vegetables, IIVR, Varanasi | 2025.00 | 50.00 | 25.00 | 2100.00 |
| 18 | NRC for Banana, Tiruchirapalli | 1016.15 | 2.00 | 1.00 | 1019.15 |
| 19 | Dte. for Cashew Research, Puttur | 972.00 | 2.00 | 6.00 | 980.00 |
| 20 | AICRP on Cashew, Dte. For Cashew Research, Puttur | 297.00 | 39.00 | 9.00 | 345.00 |
| 21 | CCRI, Nagpur | 1317.00 | 20.00 | 5.00 | 1342.00 |
| 22 | NRC For Grapes, Pune | 953.00 | 5.00 | 2.00 | 960.00 |
| 23 | DMAPR, Anand | 844.00 | 2.00 | 3.00 | 849.00 |

GRAND TOTAL (OTHER THAN NEH AND TSP+NER+TSP)

(₹ In lakhs)

| S. NO. | Name of the Unit | OTHER THAN NEH & TSP | NEH | TSP | GRAND TOTAL |
|-------------------------------------|---|---------------------------------|---------------------------------|---------------------------------|---|
| | | Grand Total (Capital + Revenue) | Grand Total (Capital + Revenue) | Grand Total (Capital + Revenue) | TOTAL for the Unit (Other than NEH & TSP + NEH + TSP) |
| 24 | AICRP on MAP & Betelvine, DMAPR, Anand | 922.00 | 26.00 | 0.00 | 948.00 |
| 25 | Dte. on Mushroom, Solan | 929.20 | 17.00 | 2.00 | 948.20 |
| 26 | AICRP on Mushroom, DMR, Solan | 327.00 | 26.00 | 8.00 | 361.00 |
| 27 | IIPR, Pedavegi | 1136.00 | 2.00 | 15.00 | 1153.00 |
| 28 | Dte. on Onion & Garlic, Pune | 953.25 | 2.00 | 5.00 | 960.25 |
| 29 | NRC on Orchids, Sikkim | 250.00 | 419.00 | 1.00 | 670.00 |
| 30 | NRC Seed Spices, Ajmer | 893.00 | 2.00 | 5.00 | 900.00 |
| 31 | NRC For Litchi, Muzaffarpur | 790.00 | 2.00 | 1.00 | 793.00 |
| 32 | NRC for Pomegranate, Solapur | 888.00 | 2.00 | 5.00 | 895.00 |
| 33 | Dte. of Floriculture, Pune | 502.00 | 2.00 | 8.00 | 512.00 |
| 34 | AICRP on Floriculture, Dte. of Floriculture, Pune | 701.00 | 10.00 | 0.00 | 711.00 |
| Total HORTICULTURAL SCIENCES | | 58865.00 | 1100.00 | 300.00 | 60265.00 |
| 1 | CARI, Izatnagar | 3285.05 | 0.00 | 0.00 | 3285.05 |
| 2 | CIRB, Hissar | 2907.00 | 0.00 | 3.00 | 2910.00 |
| 3 | Network Project on Baffaloes, CIRB, Hissar | 498.00 | 57.00 | 0.00 | 555.00 |

GRAND TOTAL (OTHER THAN NEH AND TSP+NER+TSP)

(₹ In lakhs)

| S. NO. | Name of the Unit | OTHER THAN NEH & TSP | NEH | TSP | GRAND TOTAL |
|--------|---|---------------------------------|---------------------------------|---------------------------------|---|
| | | Grand Total (Capital + Revenue) | Grand Total (Capital + Revenue) | Grand Total (Capital + Revenue) | TOTAL for the Unit (Other than NEH & TSP + NEH + TSP) |
| 4 | CIRG, Makhdoom | 3165.00 | 0.00 | 0.00 | 3165.00 |
| 5 | AICRP on Goats, CIRG, Makhdoom | 455.00 | 25.00 | 12.00 | 492.00 |
| 6 | CSWRI, Avikanagar | 4139.00 | 12.00 | 4.00 | 4155.00 |
| 7 | AICRP on Mega Sheep Seed Project, CSWRI, Avikanagar | 125.00 | 0.00 | 0.00 | 125.00 |
| 8 | Network on Sheep Improvement, CSWRI, Avikanagar | 203.00 | 0.00 | 0.00 | 203.00 |
| 9 | IVRI, Izatnagar | 30865.00 | 50.00 | 20.00 | 30935.00 |
| 10 | Outreach Prog. On Env. Pollutant, IVRI, Izatnagar | 119.00 | 0.00 | 0.00 | 119.00 |
| 11 | Outreach Prog. On Zoonotic Diseases, IVRI, Izatnagar | 161.00 | 0.00 | 0.00 | 161.00 |
| 12 | Outreach Prog, on Ethno vety. Medicine, IVRI, Izatnagar | 78.00 | 0.00 | 0.00 | 78.00 |
| 13 | Network on GIP, IVRI, Izatnagar | 73.00 | 0.00 | 0.00 | 73.00 |
| 14 | Network on BT, IVRI, Izatnagar | 63.00 | 0.00 | 0.00 | 63.00 |
| 15 | Network on Neonatal Mortality, IVRI, Izatnagar | 94.00 | 0.00 | 0.00 | 94.00 |
| 16 | Network on Diag. Imaging Tech., IVRI, Izatnagar | 272.00 | 0.00 | 0.00 | 272.00 |
| 17 | CRP on V&D, IVRI, Izatnagar | 646.00 | 0.00 | 0.00 | 646.00 |
| 18 | NIHSAD, Bhopal | 1642.20 | 20.00 | 0.00 | 1662.20 |

GRAND TOTAL (OTHER THAN NEH AND TSP+NER+TSP)

(₹ In lakhs)

| S. NO. | Name of the Unit | OTHER THAN NEH & TSP | NEH | TSP | GRAND TOTAL |
|--------|--|---------------------------------|---------------------------------|---------------------------------|---|
| | | Grand Total (Capital + Revenue) | Grand Total (Capital + Revenue) | Grand Total (Capital + Revenue) | TOTAL for the Unit (Other than NEH & TSP + NEH + TSP) |
| 19 | NBAGR, Karnal | 1371.10 | 0.00 | 0.00 | 1371.10 |
| 20 | Network Project on Animal Genetic Resources, NBAGR, Karnal | 85.00 | 10.00 | 8.00 | 103.00 |
| 21 | NDRI, Karnal | 19569.00 | 43.00 | 3.00 | 19615.00 |
| 22 | NIANP, Bangalore | 2015.00 | 0.00 | 0.00 | 2015.00 |
| 23 | AICRP ON NPAERP + OP on Methan Emission, NIANP, Bangalore | 167.00 | 20.00 | 8.00 | 195.00 |
| 24 | NRC on Camel, Bikaner | 1044.00 | 0.00 | 4.00 | 1048.00 |
| 25 | NRC on Equines, Hissar | 1617.00 | 20.00 | 0.00 | 1637.00 |
| 26 | National Centre for Veterinary Type Culture Collection, NRC on Equines, Hissar | 236.00 | 0.00 | 0.00 | 236.00 |
| 27 | NRC on Meat, Hyderabad | 823.00 | 55.00 | 0.00 | 878.00 |
| 28 | NRC on Mithun | 941.00 | 80.00 | 40.00 | 1061.00 |
| 29 | NRC on Pig, Guwahati | 1055.00 | 128.00 | 51.60 | 1234.60 |
| 30 | AICRP on Pig, NRC on Pig, Guwahati | 553.00 | 170.00 | 61.70 | 784.70 |
| 31 | Mega seed on Pig, NRC on Pig, Guwahati | 242.00 | 90.00 | 8.70 | 340.70 |
| 32 | NRC on Yak, Dirang | 807.00 | 160.00 | 128.00 | 1095.00 |
| 33 | NIVEDI, Bangalore | 1198.00 | 0.00 | 7.45 | 1205.45 |

GRAND TOTAL (OTHER THAN NEH AND TSP+NER+TSP)

(₹ In lakhs)

| S. NO. | Name of the Unit | OTHER THAN NEH & TSP | NEH | TSP | GRAND TOTAL |
|------------------------------|---|---------------------------------|---------------------------------|---------------------------------|---|
| | | Grand Total (Capital + Revenue) | Grand Total (Capital + Revenue) | Grand Total (Capital + Revenue) | TOTAL for the Unit (Other than NEH & TSP + NEH + TSP) |
| 34 | CIRC, Meerut | 1138.00 | 0.00 | 0.00 | 1138.00 |
| 35 | AICRP on Cattle, CIRC, Meerut | 710.00 | 0.00 | 0.00 | 710.00 |
| 36 | Dte. Of Foot & Mouth Disease, Mukteswar | 2237.15 | 120.00 | 10.55 | 2367.70 |
| 37 | Dte. Of Poultry Research, Hyderabad | 1542.50 | 0.00 | 0.00 | 1542.50 |
| 38 | AICRP on Poultry, Dte. Of Poultry Research, Hyderabad | 473.50 | 33.00 | 18.00 | 524.50 |
| 39 | Poultry Seed Project, Dte. Of Poultry Research, Hyderabad | 362.50 | 107.00 | 12.00 | 481.50 |
| TOTAL ANIMAL SCIENCES | | 86977.00 | 1200.00 | 400.00 | 88577.00 |
| 1 | CAZRI, Jodhpur | 9026.00 | 0.00 | 75.00 | 9101.00 |
| 2 | CRIDA, Hyderabad | 3657.00 | 0.00 | 0.00 | 3657.00 |
| 3 | AICRP on Dryland Agriculture, CRIDA, Hyderabad | 2326.00 | 0.00 | 0.00 | 2326.00 |
| 4 | AICRP on Agrometeorology, CRIDA, Hyderabad | 685.00 | 0.00 | 0.00 | 685.00 |
| 5 | IIS & WC (CS & WCR & TI), Dehradun | 5668.00 | 0.00 | 50.00 | 5718.00 |
| 6 | CSSRI, Karnal | 3465.00 | 0.00 | 0.00 | 3465.00 |
| 7 | PCU-SAS, CSSRI, Karnal | 615.00 | 0.00 | 0.00 | 615.00 |
| 8 | ICAR RC For NEH Region., Barapani | 8257.00 | 2075.00 | 555.00 | 10887.00 |

GRAND TOTAL (OTHER THAN NEH AND TSP+NER+TSP)

(₹ In lakhs)

| S. NO. | Name of the Unit | OTHER THAN NEH & TSP | NEH | TSP | GRAND TOTAL |
|--------|---|---------------------------------|---------------------------------|---------------------------------|---|
| | | Grand Total (Capital + Revenue) | Grand Total (Capital + Revenue) | Grand Total (Capital + Revenue) | TOTAL for the Unit (Other than NEH & TSP + NEH + TSP) |
| 9 | ICAR Res. Complex for Eastern Region, Patna | 3231.00 | 50.00 | 0.00 | 3281.00 |
| 10 | CCARI (ICAR Res. Complex), Goa | 1439.00 | 0.00 | 60.00 | 1499.00 |
| 11 | IISS, Bhopal | 1620.00 | 0.00 | 45.00 | 1665.00 |
| 12 | AICRP on Micronutrients, IISS, Bhopal | 641.00 | 25.00 | 10.00 | 676.00 |
| 13 | AICRP on Biofertilizer, IISS, Bhopal | 250.00 | 50.00 | 10.00 | 310.00 |
| 14 | AICRP on STCR, IISS, Bhopal | 613.00 | 25.00 | 10.00 | 648.00 |
| 15 | AICRP on LTFE, IISS, Bhopal | 399.00 | 25.00 | 25.00 | 449.00 |
| 16 | CRP on Conservation Agriculture, IISS, Bhopal | 275.00 | 0.00 | 0.00 | 275.00 |
| 17 | NBSS & LUP, Nagpur | 7291.00 | 200.00 | 75.00 | 7566.00 |
| 18 | CARI, Jhansi | 1172.00 | 0.00 | 0.00 | 1172.00 |
| 19 | AICRP on Agroforestry, CARI, Jhansi | 1156.00 | 150.00 | 20.00 | 1326.00 |
| 20 | IIWM, Bhubaneswar | 1003.00 | 0.00 | 5.00 | 1008.00 |
| 21 | AICRP on IWM, IIWM, Bhubaneswar | 2177.00 | 0.00 | 10.00 | 2187.00 |
| 22 | CRP on Water, IIWM, Bhubaneswar | 375.00 | 0.00 | 0.00 | 375.00 |
| 23 | NRC on Integrated Farming, Motihari | 1307.00 | 0.00 | 0.00 | 1307.00 |

GRAND TOTAL (OTHER THAN NEH AND TSP+NER+TSP)

(₹ In lakhs)

| S. NO. | Name of the Unit | OTHER THAN NEH & TSP | NEH | TSP | GRAND TOTAL |
|---------------------------|--|---------------------------------|---------------------------------|---------------------------------|---|
| | | Grand Total (Capital + Revenue) | Grand Total (Capital + Revenue) | Grand Total (Capital + Revenue) | TOTAL for the Unit (Other than NEH & TSP + NEH + TSP) |
| 24 | Dte. of Weed Research, Jabalpur | 1102.00 | 0.00 | 0.00 | 1102.00 |
| 25 | AICRP on Weed Management, DWR, Jabalpur | 751.00 | 0.00 | 0.00 | 751.00 |
| 26 | IIFSR, Modipuram | 1629.00 | 0.00 | 0.00 | 1629.00 |
| 27 | AICRP on Integrated Farming System, IIFSR, Modipuram | 2468.00 | 350.00 | 25.00 | 2843.00 |
| 28 | Network Project on Organic Farming, IIFSR, Modipuram | 108.00 | 50.00 | 0.00 | 158.00 |
| 29 | NIASM, Baramati | 1511.00 | 0.00 | 25.00 | 1536.00 |
| TOTAL NRM DIVISION | | 64217.00 | 3000.00 | 1000.00 | 68217.00 |
| 30 | NICRA, Hyderabad | 4300.00 | 700.00 | 0.00 | 5000.00 |
| TOTAL CRAI/NICRA | | 4300.00 | 700.00 | 0.00 | 5000.00 |
| 1 | CIBA, Chennai | 4309.00 | 0.00 | 27.00 | 4336.00 |
| 2 | AINP on Fish Health, CIBA, Chennai | 190.00 | 0.00 | 0.00 | 190.00 |
| 3 | CIFRI, Barrackpore | 7946.00 | 27.00 | 15.00 | 7988.00 |
| 4 | CIFA, Bhubaneswar | 3720.00 | 25.00 | 15.00 | 3760.00 |
| 5 | CIFE, Mumbai | 6203.00 | 6.00 | 8.00 | 6217.00 |
| 6 | CIFT, Kochi | 4060.00 | 5.00 | 5.00 | 4070.00 |

GRAND TOTAL (OTHER THAN NEH AND TSP+NER+TSP)

(₹ In lakhs)

| S. NO. | Name of the Unit | OTHER THAN NEH & TSP | NEH | TSP | GRAND TOTAL |
|------------------------|---|---------------------------------|---------------------------------|---------------------------------|---|
| | | Grand Total (Capital + Revenue) | Grand Total (Capital + Revenue) | Grand Total (Capital + Revenue) | TOTAL for the Unit (Other than NEH & TSP + NEH + TSP) |
| 7 | CMFRI, Kochi | 13686.00 | 0.00 | 10.00 | 13696.00 |
| 8 | ANIP Mericulture, CMFRI, Kochi | 335.00 | 0.00 | 0.00 | 335.00 |
| 9 | NBFGR, Lucknow | 2275.00 | 22.00 | 10.00 | 2307.00 |
| 10 | CRP Genomics, NBFGR, Lucknow | 435.00 | 0.00 | 0.00 | 435.00 |
| 11 | Dte. Of Coldwater Fisheries Research, Bhimtal | 1310.00 | 15.00 | 10.00 | 1335.00 |
| TOTAL FISHERIES | | 44469.00 | 100.00 | 100.00 | 44669.00 |
| 1 | CIAE, Bhopal | 5032.90 | 0.00 | 0.00 | 5032.90 |
| 2 | AICRP on FIM, CIAE, Bhopal | 1787.70 | 129.09 | 0.00 | 1916.79 |
| 3 | AICRP on ESA, CIAE, Bhopal | 438.60 | 59.01 | 0.00 | 497.61 |
| 4 | AICRP on EAAI, CIAE, Bhopal | 879.20 | 0.00 | 0.00 | 879.20 |
| 5 | AICRP on UAE, CIAE, Bhopal | 499.70 | 61.94 | 0.00 | 561.64 |
| 6 | CRP On FMPE, CIAE, Bhopal | 96.00 | 4.00 | 0.00 | 100.00 |
| 7 | CRP On EA, CIAE, Bhopal | 86.00 | 0.00 | 0.00 | 86.00 |
| 8 | CIPHET, Ludhiana | 1472.00 | 0.00 | 0.00 | 1472.00 |
| 9 | AICRP on PET, CIPHET, Ludhiana | 318.30 | 27.80 | 0.00 | 346.10 |

GRAND TOTAL (OTHER THAN NEH AND TSP+NER+TSP)

(₹ In lakhs)

| S. NO. | Name of the Unit | OTHER THAN NEH & TSP | NEH | TSP | GRAND TOTAL |
|--------|---|---------------------------------|---------------------------------|---------------------------------|---|
| | | Grand Total (Capital + Revenue) | Grand Total (Capital + Revenue) | Grand Total (Capital + Revenue) | TOTAL for the Unit (Other than NEH & TSP + NEH + TSP) |
| 10 | AICRP on PHET, CIPHET, Ludhiana | 1874.50 | 84.16 | 0.00 | 1958.66 |
| 11 | CRP On SA, CIPHET, Ludhiana | 106.00 | 0.00 | 0.00 | 106.00 |
| 12 | CRP On HF, CIPHET, Ludhiana | 106.00 | 0.00 | 0.00 | 106.00 |
| 13 | CIRCOT, Mumbai | 3809.50 | 0.00 | 0.00 | 3809.50 |
| 14 | CRP on Natural Fibres, CIRCOT, Mumbai | 66.00 | 0.00 | 0.00 | 66.00 |
| 15 | IINRG, Ranchi | 2154.60 | 0.00 | 0.00 | 2154.60 |
| 16 | NWP on HP VANR&G, IINRG, Ranchi | 120.00 | 17.00 | 0.00 | 137.00 |
| 17 | NWP on CLIGR, IINRG, Ranchi | 120.00 | 17.00 | 0.00 | 137.00 |
| 18 | NIRJAFT, Kolkata | 1987.00 | 0.00 | 0.00 | 1987.00 |
| | TOTAL AGRICULTURAL ENGINEERING | 20954.00 | 400.00 | 0.00 | 21354.00 |
| 1 | IASRI including CABin, New Delhi | 5947.00 | 0.00 | 0.00 | 5947.00 |
| 2 | NIAP & PR, New Delhi | 977.00 | 0.00 | 0.00 | 977.00 |
| | TOTAL ECO. STATISTICS & MANAGEMENT | 6924.00 | 0.00 | 0.00 | 6924.00 |
| 1 | NAARM, Hyderabad | 7738.00 | 0.00 | 0.00 | 7738.00 |
| 2 | CIWA, Bhubaneshwar | 1394.00 | 0.00 | 0.00 | 1394.00 |

GRAND TOTAL (OTHER THAN NEH AND TSP+NER+TSP)

(₹ In lakhs)

| S. NO. | Name of the Unit | OTHER THAN NEH & TSP | NEH | TSP | GRAND TOTAL |
|--------|--|---------------------------------|---------------------------------|---------------------------------|---|
| | | Grand Total (Capital + Revenue) | Grand Total (Capital + Revenue) | Grand Total (Capital + Revenue) | TOTAL for the Unit (Other than NEH & TSP + NEH + TSP) |
| 3 | AICRP on Home Science, CIWA, Bhubaneswar | 2760.00 | 0.00 | 0.00 | 2760.00 |
| 4 | Strengthening and Devlopment of Higher Agricultural Education in India | 56079.00 | 3000.00 | 2700.00 | 61779.00 |
| | TOTAL AG. EDUCATION DIVISION | 67971.00 | 3000.00 | 2700.00 | 73671.00 |
| 1 | HEADQUARTERS UNIT | 17940.00 | 0.00 | 0.00 | 17940.00 |
| 2 | EXTRA MURAL FUND | 800.00 | 0.00 | 0.00 | 800.00 |
| 3 | AUDITORIUM | 9000.00 | 0.00 | 0.00 | 9000.00 |
| 4 | ASRB | 2754.00 | 0.00 | 0.00 | 2754.00 |
| 5 | SOCIETIES/AWARD | 750.00 | 0.00 | 0.00 | 750.00 |
| 6 | NASM | 900.00 | 0.00 | 0.00 | 900.00 |
| 7 | INT. COOP - CGIAR | 4500.00 | 0.00 | 0.00 | 4500.00 |
| 8 | HRM | 200.00 | 0.00 | 0.00 | 200.00 |
| 9 | Publicity and Public Relations | 750.00 | 0.00 | 0.00 | 750.00 |
| 10 | CERA | 2300.00 | 0.00 | 0.00 | 2300.00 |
| 11 | NAIF | 2500.00 | 0.00 | 0.00 | 2500.00 |
| 12 | CREATION AND MAINTENANCE OF INFRASTRUCTURE | 1360.00 | 0.00 | 0.00 | 1360.00 |

GRAND TOTAL (OTHER THAN NEH AND TSP+NER+TSP)

(₹ In lakhs)

| S. NO. | Name of the Unit | OTHER THAN NEH & TSP | NEH | TSP | GRAND TOTAL |
|--------|--------------------------|---------------------------------|---------------------------------|---------------------------------|---|
| | | Grand Total (Capital + Revenue) | Grand Total (Capital + Revenue) | Grand Total (Capital + Revenue) | TOTAL for the Unit (Other than NEH & TSP + NEH + TSP) |
| 13 | EVALUATION OF SCHEMES | 40.00 | 0.00 | 0.00 | 40.00 |
| | TOTAL ICAR HQRS. | 43794.00 | 0.00 | 0.00 | 43794.00 |
| 1 | PIU, NASF | 260.00 | 0.00 | 0.00 | 260.00 |
| 2 | Funding to Projects | 4740.00 | 0.00 | 0.00 | 4740.00 |
| | TOTAL OTHERS | 5000.00 | 0.00 | 0.00 | 5000.00 |
| 1 | DKMA, New Delhi | 1008.00 | 0.00 | 0.00 | 1008.00 |
| 2 | ATARI ZONE-I, Ludhiana | 8256.57 | 0.00 | 348.00 | 8604.57 |
| 3 | ATARI ZONE-II, Jodhpur | 7077.16 | 0.00 | 84.00 | 7161.16 |
| 4 | ATARI ZONE-III, Kanpur | 8129.89 | 0.00 | 92.00 | 8221.89 |
| 5 | ATARI ZONE-IV, Patna | 7923.65 | 0.00 | 272.45 | 8196.10 |
| 6 | ATARI ZONE-V, Kolkata | 7580.69 | 0.00 | 211.35 | 7792.04 |
| 7 | ATARI ZONE-VI, Guwahati | 215.00 | 5019.00 | 250.00 | 5484.00 |
| 8 | ATARI ZONE-VII, Barapani | 365.00 | 4181.00 | 350.00 | 4896.00 |
| 9 | ATARI ZONE-VIII, Pune | 9288.30 | 0.00 | 189.70 | 9478.00 |
| 10 | ATARI ZONE-IX, Jabalpur | 8114.72 | 0.00 | 355.00 | 8469.72 |

GRAND TOTAL (OTHER THAN NEH AND TSP+NER+TSP)

(₹ In lakhs)

| S. NO. | Name of the Unit | OTHER THAN NEH & TSP | NEH | TSP | GRAND TOTAL |
|-------------------------------------|--------------------------|---------------------------------|---------------------------------|---------------------------------|---|
| | | Grand Total (Capital + Revenue) | Grand Total (Capital + Revenue) | Grand Total (Capital + Revenue) | TOTAL for the Unit (Other than NEH & TSP + NEH + TSP) |
| 11 | ATARI ZONE-X, Hyderabad | 8702.50 | 0.00 | 157.00 | 8859.50 |
| 12 | ATARI ZONE-XI, Bangalore | 5702.02 | 0.00 | 0.00 | 5702.02 |
| 13 | FARMER FIRST | 2300.00 | 0.00 | 0.00 | 2300.00 |
| 14 | ARYA | 1746.29 | 0.00 | 190.50 | 1936.79 |
| 15 | EMF | 500.00 | 0.00 | 0.00 | 500.00 |
| 16 | NETWORK PROJECT | 63.21 | 0.00 | 0.00 | 63.21 |
| 17 | DISASTER MGMT. | 100.00 | 0.00 | 0.00 | 100.00 |
| TOTAL AGRICULTURAL EXTENSION | | 77073.00 | 9200.00 | 2500.00 | 88773.00 |
| GRAND TOTAL | | 627102.00 | 20300.00 | 7500.00 | 654902.00 |

PART – VI

COMPONENT-WISE REVISED ESTIMATES 2017-18

COMPONENT-WISE REVISED ESTIMATES 2017-18

(₹ In lakhs)

| Sl. No. | Name of the Unit/AICRP/Nwtwork Project/ ATARI etc. | Other than NEH & TSP | | | | NEH | | | |
|---------|---|------------------------|----------|----------|---------|------------------------|----------|---------|-------|
| | | Grant in Aid component | | | | Grant in Aid component | | | |
| | | Capital | Salaries | Pension | General | Capital | Salaries | General | |
| 1 | CICR, Nagpur | 213.00 | 2440.00 | 345.00 | 931.75 | 0.00 | 0.00 | 0.00 | 0.00 |
| 2 | AICRP on Cotton, CICR, Nagpur | 0.00 | 1568.00 | | 147.00 | 0.00 | 0.00 | 0.00 | 0.00 |
| 3 | CRIJAF, Barrackpore | 27.00 | 2030.25 | 460.00 | 563.75 | 0.00 | 0.00 | 0.00 | 0.00 |
| 4 | AINPJAF, CRIJAF, Barrackpore | 0.00 | 165.00 | | 46.00 | 0.00 | 75.00 | 0.00 | 75.00 |
| 5 | NRRRI, Cuttack | 1312.00 | 3000.08 | 5000.00 | 988.50 | 0.00 | 34.00 | 0.00 | 34.00 |
| 6 | Incentivizing Research in Agriculture, NRRRI, Cuttack | 300.00 | 0.00 | | 681.85 | 0.00 | 0.00 | 0.00 | 0.00 |
| 7 | CTRI, Rajamundry | 36.00 | 2300.00 | 2452.00 | 463.25 | 0.00 | 0.00 | 0.00 | 0.00 |
| 8 | NETWORK on Tobacco, CTRI, Rajamundry | 0.00 | 265.00 | | 8.00 | 0.00 | 0.00 | 0.00 | 0.00 |
| 9 | IARI, New Delhi | 898.00 | 18245.75 | 20202.00 | 8732.25 | 0.00 | 40.00 | 0.00 | 40.00 |
| 10 | Pesticide Residues, IARI, New Delhi | 1.00 | 276.00 | | 100.00 | 0.00 | 40.00 | 0.00 | 40.00 |
| 11 | AICRP Nematode, IARI, New Delhi | 0.00 | 416.00 | | 80.00 | 0.00 | 40.00 | 0.00 | 40.00 |
| 12 | CRP On Hybrid Technology, IARI, New Delhi | 50.00 | 0.00 | | 400.00 | 0.00 | 0.00 | 0.00 | 0.00 |
| 13 | CRP On Molecular Breeding, IARI, New Delhi | 50.00 | 0.00 | | 300.00 | 0.00 | 0.00 | 0.00 | 0.00 |
| 49 | AICRP on Honey Bee & Pollinators, IARI, NEW DELHI | 0.00 | 280.00 | | 65.00 | 0.00 | 70.00 | 0.00 | 70.00 |
| 14 | IARI Types Deemed University, Assam | 100.00 | 0.00 | | 50.00 | 0.00 | 0.00 | 0.00 | 0.00 |
| 15 | IARI Types Deemed University, Jharkhand | 1130.58 | 0.00 | | 50.00 | 0.00 | 0.00 | 0.00 | 0.00 |
| 16 | IGFRI, Jhansi | 68.00 | 2875.30 | 370.00 | 750.70 | 0.00 | 0.00 | 0.00 | 0.00 |
| 17 | AICRP on Forage Crops and Utilization, IGFRI, Jhansi | 5.00 | 480.00 | | 100.00 | 0.00 | 70.00 | 0.00 | 70.00 |
| 18 | IIPR, Kanpur | 57.00 | 2049.00 | 185.00 | 648.00 | 0.00 | 0.00 | 0.00 | 0.00 |
| 19 | AICRP on Chickpea, IIPR, Kanpur | 0.00 | 890.00 | | 110.00 | 0.00 | 70.00 | 0.00 | 70.00 |

COMPONENT-WISE REVISED ESTIMATES 2017-18

(₹ In lakhs)

| Sl. No. | Name of the Unit/AICRP/Nwtnwork Project/ ATARI etc. | Other than NEH & TSP | | | | | NEH | | | |
|---------|--|------------------------|----------|---------|---------|------------------------|---------|----------|-------|---------|
| | | Grant in Aid component | | | Total | Grant in Aid component | | | Total | |
| | | Capital | Salaries | Pension | | General | Capital | Salaries | | General |
| 20 | AICRP on Mullarp, IIPR, Kanpur | 0.00 | 940.00 | | 130.00 | 1070.00 | 0.00 | 170.00 | 0.00 | 170.00 |
| 21 | AICRP on Pigeonpea, IIPR, Kanpur | 0.00 | 800.00 | | 92.00 | 892.00 | 0.00 | 100.00 | 0.00 | 100.00 |
| 22 | AICRP on Arid Legumes, IIPR Kanpur | 0.00 | 240.00 | | 45.00 | 285.00 | 0.00 | 0.00 | 0.00 | 0.00 |
| 23 | IISR, Lucknow | 159.00 | 2652.00 | 1615.00 | 749.00 | 5175.00 | 0.00 | 0.00 | 0.00 | 0.00 |
| 24 | AICRP on Sugercane, IISR, Lucknow | 0.00 | 836.00 | | 120.65 | 956.65 | 0.00 | 80.00 | 0.00 | 80.00 |
| 25 | NBAIM, Maunath Bharjan | 193.00 | 380.00 | 14.00 | 405.00 | 992.00 | 0.00 | 0.00 | 0.00 | 0.00 |
| 26 | AMAAS, NBAIM, Mau | 0.00 | 0.00 | | 300.00 | 300.00 | 0.00 | 0.00 | 0.00 | 0.00 |
| 27 | NBPGR, New Delhi | 1507.00 | 3979.00 | 3002.74 | 1530.00 | 10018.74 | 0.00 | 30.00 | 30.00 | 30.00 |
| 28 | AICRP POTENTIAL CROP, NBPGR, New Delhi | 0.00 | 220.00 | | 16.00 | 236.00 | 0.00 | 0.00 | 0.00 | 0.00 |
| 29 | CRP-AGRO BIODIVERSITY, NBPGR, New Delhi | 0.00 | 0.00 | | 190.15 | 190.15 | 0.00 | 0.00 | 0.00 | 0.00 |
| 30 | SBI, Coimbatore | 112.00 | 2850.00 | 400.00 | 462.50 | 3824.50 | 0.00 | 0.00 | 0.00 | 0.00 |
| 31 | VPKAS, Almora | 62.00 | 1150.25 | 183.76 | 443.75 | 1839.76 | 0.00 | 0.00 | 0.00 | 0.00 |
| 32 | NRCIPM, New Delhi | 455.00 | 695.20 | 43.00 | 168.00 | 1361.20 | 0.00 | 15.00 | 15.00 | 15.00 |
| 33 | AINP On Soil Arthropod Pests, NRCIPM, New Delhi | 0.00 | 155.00 | | 69.50 | 224.50 | 0.00 | 20.00 | 0.00 | 20.00 |
| 34 | AINP on Agricultural Acarology, NRCIPM, New Delhi | 0.00 | 190.00 | | 18.80 | 208.80 | 0.00 | 0.00 | 0.00 | 0.00 |
| 35 | DGR, Junagadh | 112.00 | 852.00 | 204.00 | 426.00 | 1594.00 | 0.00 | 0.00 | 0.00 | 0.00 |
| 36 | AICRP on Groudnut, DGR, Junagadh | 0.00 | 810.00 | | 114.00 | 924.00 | 0.00 | 0.00 | 0.00 | 0.00 |
| 37 | NRC Plant Biotechnology, New Delhi | 90.00 | 775.00 | 77.00 | 510.00 | 1452.00 | 0.00 | 0.00 | 0.00 | 0.00 |
| 38 | NETWORK PROJECT ON TRANSGENIC IN CROPS, NRCPB, New Delhi | 8.00 | 0.00 | | 300.00 | 308.00 | 0.00 | 0.00 | 0.00 | 0.00 |

COMPONENT-WISE REVISED ESTIMATES 2017-18

(₹ In lakhs)

| Sl. No. | Name of the Unit/AICRP/Nwtwork Project/ ATARI etc. | Other than NEH & TSP | | | | NEH | | | |
|---------|---|------------------------|----------|---------|---------|------------------------|----------|---------|--------|
| | | Grant in Aid component | | | | Grant in Aid component | | | |
| | | Capital | Salaries | Pension | General | Capital | Salaries | General | |
| 39 | DR & MR, Bharatpur | 105.00 | 555.50 | 75.00 | 334.00 | 0.00 | 0.00 | 0.00 | 0.00 |
| 40 | AICRP on R&M, DR & MR, Bharatpur | 0.00 | 940.00 | | 140.00 | 0.00 | 60.00 | 0.00 | 60.00 |
| 41 | IIMR, Hyderabad | 207.00 | 1218.70 | 48.00 | 466.00 | 0.00 | 0.00 | 0.00 | 0.00 |
| 42 | AICRP on Sorghum, IIMR, Hyderabad | 0.00 | 606.00 | | 100.00 | 0.00 | 0.00 | 0.00 | 0.00 |
| 43 | AICRP on Pearl Millets, IIMR, Hyderabad | 0.00 | 533.00 | | 80.00 | 0.00 | 0.00 | 0.00 | 0.00 |
| 44 | AICRP on Small Millets, IIMR, Hyderabad | 0.00 | 436.00 | | 45.00 | 0.00 | 40.00 | 0.00 | 40.00 |
| 45 | IISR, Indore | 31.00 | 902.00 | 82.00 | 386.18 | 0.00 | 0.00 | 0.00 | 0.00 |
| 46 | AICRP on Soyabean, Indore | 0.00 | 710.00 | | 102.50 | 0.00 | 100.00 | 0.00 | 100.00 |
| 47 | NBAIR, Bengaluru | 100.00 | 920.12 | 78.00 | 427.50 | 0.00 | 0.00 | 0.00 | 0.00 |
| 48 | AICRP on Biological Control, NBAIR, Bengaluru | 0.00 | 374.00 | | 45.24 | 0.00 | 35.00 | 0.00 | 35.00 |
| 51 | IIMR, Ludhiana | 322.00 | 500.20 | 54.00 | 653.50 | 0.00 | 23.00 | 0.00 | 23.00 |
| 52 | AICRP On Maize, IIMR, New Delhi | 0.00 | 1302.00 | | 250.00 | 0.00 | 10.00 | 0.00 | 15.00 |
| 53 | IIOR, Hyderabad | 189.00 | 1820.15 | 400.00 | 608.75 | 0.00 | 8.00 | 0.00 | 8.00 |
| 54 | AICRP on Oilseed, Hyderabad | 0.00 | 1280.00 | | 139.00 | 0.00 | 0.00 | 0.00 | 0.00 |
| 55 | AICRP on Linseed, IIOR, Hyderabad | 5.00 | 460.00 | | 57.00 | 0.00 | 40.00 | 0.00 | 40.00 |
| 56 | AICRP on Sesame & Niger, IIOR, Hyderabad | 0.00 | 958.00 | | 67.00 | 0.00 | 0.00 | 0.00 | 0.00 |
| 57 | IIRR, Hyderabad | 3.00 | 2190.00 | 270.00 | 584.00 | 0.00 | 0.00 | 0.00 | 0.00 |
| 58 | AICRP on Rice, IIRR, Hyderabad | 0.00 | 1285.00 | | 335.00 | 0.00 | 215.00 | 0.00 | 215.00 |
| 59 | CRP on Rice Biofortification, IIRR, Hyderabad | 20.00 | 0.00 | | 430.00 | 0.00 | 0.00 | 0.00 | 0.00 |
| 60 | IWBR, Karnal | 323.00 | 1691.50 | 365.00 | 789.50 | 0.00 | 0.00 | 0.00 | 0.00 |
| 61 | AICRP on Wheat & Barley, IWBR, Karnal | 0.00 | 1800.00 | | 140.00 | 0.00 | 40.00 | 0.00 | 45.00 |

COMPONENT-WISE REVISED ESTIMATES 2017-18

(₹ In lakhs)

| Sl. No. | Name of the Unit/AICRP/Nwtnwork Project/ ATARI etc. | Other than NEH & TSP | | | | | NEH | | | |
|----------------------------|---|------------------------|-----------------|-----------------|-----------------|------------------|------------------------|----------------|---------------|----------------|
| | | Grant in Aid component | | | | | Grant in Aid component | | | |
| | | Capital | Salaries | Pension | General | Total | Capital | Salaries | General | Total |
| 62 | IISS, Maunath Bhanjan | 30.00 | 325.00 | 14.50 | 352.80 | 722.30 | 0.00 | 0.00 | 0.00 | 0.00 |
| 63 | AICRP NSP (CROPS), DSR, Maunath Bhanjan | 0.00 | 1500.00 | | 32.00 | 1532.00 | 0.00 | 100.00 | 0.00 | 100.00 |
| 64 | Seed Production in Agricultural Corps and Fisheries, DSR, Mau | 0.00 | 0.00 | | 693.35 | 693.35 | 0.00 | 0.00 | 0.00 | 0.00 |
| 65 | NIBSM, Raipur | 1500.00 | 280.00 | 10.00 | 165.00 | 1955.00 | 0.00 | 0.00 | 0.00 | 0.00 |
| 66 | IHAB, Ranchi | 502.00 | 240.00 | 10.00 | 119.00 | 871.00 | 0.00 | 0.00 | 0.00 | 0.00 |
| 50 | AINP on Vertebrate Pest Management, CAZRI, Jodhpur | 0.00 | 302.00 | | 43.70 | 345.70 | 0.00 | 55.00 | 0.00 | 55.00 |
| Total Crop Sciences | | 10282.58 | 77934.00 | 35960.00 | 28892.42 | 153069.00 | 0.00 | 1430.00 | 170.00 | 1600.00 |
| 1 | CIARI, Port Blair | 5.00 | 1625.20 | 134.05 | 502.55 | 2266.80 | 0.00 | 0.00 | 0.00 | 0.00 |
| 2 | CIAH, Bikaner | 6.00 | 1350.00 | 98.00 | 410.00 | 1864.00 | 0.00 | 0.00 | 2.00 | 2.00 |
| 3 | AICRP on AZF, CIAH, Bikaner | 0.00 | 645.00 | | 120.00 | 765.00 | 0.00 | 0.00 | 0.00 | 0.00 |
| 4 | CISH, Lucknow | 7.00 | 1580.00 | 600.00 | 315.00 | 2502.00 | 0.00 | 0.00 | 2.00 | 2.00 |
| 5 | CITH, Srinagar | 6.00 | 460.00 | 40.00 | 468.90 | 974.90 | 0.00 | 0.00 | 20.00 | 20.00 |
| 6 | CPCRI, Kasaragod | 25.00 | 2950.10 | 2872.00 | 1462.00 | 7309.10 | 0.00 | 0.00 | 2.00 | 2.00 |
| 7 | AICRP on Palms, CPCRI, Kasaragod | 1.00 | 363.00 | | 250.00 | 614.00 | 0.00 | 0.00 | 15.00 | 15.00 |
| 8 | CPRI, Shimla | 18.00 | 3259.00 | 1860.00 | 865.00 | 6002.00 | 0.00 | 0.00 | 2.00 | 2.00 |
| 9 | AICRP on Potato, CPRI, Shimla | 0.00 | 438.00 | | 60.00 | 498.00 | 0.00 | 42.00 | 15.00 | 57.00 |
| 10 | CTCRI, Thiruvanthapuram | 11.00 | 1600.00 | 342.00 | 369.80 | 2322.80 | 0.00 | 0.00 | 2.00 | 2.00 |
| 11 | AICRP on Tuber Crops, CTCRI, Thiruvanthapuram | 0.00 | 204.00 | | 100.00 | 304.00 | 0.00 | 21.00 | 27.00 | 48.00 |
| 12 | IHR, Bangalore | 43.00 | 5100.00 | 3600.00 | 1780.00 | 10523.00 | 0.00 | 0.00 | 5.00 | 5.00 |
| 13 | AICRP on Fruit, IHR, Bangalore | 0.00 | 2373.00 | | 360.00 | 2733.00 | 0.00 | 227.00 | 80.00 | 307.00 |

COMPONENT-WISE REVISED ESTIMATES 2017-18

(₹ In lakhs)

| Sl. No. | Name of the Unit/AICRP/Nwtwork Project/ ATARI etc. | Other than NEH & TSP | | | | | NEH | | |
|---------|---|------------------------|----------|---------|--------|------------------------|---------|--------|----------|
| | | Grant in Aid component | | | Total | Grant in Aid component | | Total | |
| | | Capital | Salaries | Pension | | General | Capital | | Salaries |
| 14 | IISR, Calicut | 6.00 | 1150.00 | 167.00 | 545.00 | 1868.00 | 0.00 | 2.00 | 2.00 |
| 15 | AICRP on Spices, IISR, Calicut | 0.00 | 425.00 | | 72.00 | 497.00 | 0.00 | 30.00 | 30.00 |
| 16 | IIVR, Varanasi | 3.00 | 1215.00 | 40.00 | 760.00 | 2018.00 | 0.00 | 2.00 | 2.00 |
| 17 | AICRP on Vegetables, IIVR, Varanasi | 1.00 | 1440.00 | | 300.00 | 1741.00 | 0.00 | 20.00 | 30.00 |
| 18 | NRC for Banana, Tiruchirapalli | 6.00 | 605.00 | 30.36 | 438.00 | 1079.36 | 0.00 | 2.00 | 2.00 |
| 19 | Dte. for Cashew Research, Puttur | 1.00 | 520.00 | 65.00 | 324.00 | 910.00 | 0.00 | 2.00 | 2.00 |
| 20 | AICRP on Cashew, Dte. For Cashew Research, Puttur | 0.00 | 200.00 | | 110.00 | 310.00 | 0.00 | 39.00 | 39.00 |
| 21 | CCRI, Nagpur | 4.00 | 734.00 | 16.00 | 595.00 | 1349.00 | 0.00 | 20.00 | 20.00 |
| 22 | NRC For Grapes, Pune | 7.00 | 475.10 | 39.25 | 413.75 | 935.10 | 0.00 | 5.00 | 5.00 |
| 23 | DMAPR, Anand | 5.00 | 430.00 | | 377.00 | 812.00 | 0.00 | 2.00 | 2.00 |
| 24 | AICRP on MAP & Betelvine, DMAPR, Anand | 0.00 | 854.00 | | 110.00 | 964.00 | 0.00 | 16.00 | 10.00 |
| 25 | Dte. on Mushroom, Solan | 5.00 | 435.10 | 100.00 | 375.00 | 915.10 | 0.00 | 17.00 | 17.00 |
| 26 | AICRP on Mushroom, DMR, Solan | 0.00 | 226.00 | | 90.00 | 316.00 | 0.00 | 6.00 | 20.00 |
| 27 | IIOPR, Pedavegi | 6.00 | 560.00 | 55.00 | 470.00 | 1091.00 | 0.00 | 2.00 | 2.00 |
| 28 | Dte. on Onion & Garlic, Pune | 2.00 | 451.50 | | 500.00 | 953.50 | 0.00 | 2.00 | 2.00 |
| 29 | NRC on Orchids, Sikkim | 0.00 | 0.00 | 15.00 | 250.00 | 265.00 | 2.00 | 284.00 | 107.00 |
| 30 | NRC Seed Spices, Ajmer | 5.00 | 425.00 | 33.00 | 400.00 | 863.00 | 0.00 | 2.00 | 2.00 |
| 31 | NRC For Litchi, Muzaffarpur | 7.00 | 325.00 | | 403.00 | 735.00 | 0.00 | 2.00 | 2.00 |
| 32 | NRC for Pomegranate, Solapur | 10.00 | 250.00 | 110.34 | 468.00 | 838.34 | 0.00 | 2.00 | 2.00 |
| 33 | Dte. of Floriculture, Pune | 2.00 | 229.00 | | 297.00 | 528.00 | 0.00 | 2.00 | 2.00 |
| 34 | AICRP on Floriculture, Dte. of Floriculture, Pune | 0.00 | 627.00 | 0.00 | 80.00 | 707.00 | 0.00 | 10.00 | 10.00 |

COMPONENT-WISE REVISED ESTIMATES 2017-18

(₹ In lakhs)

| Sl. No. | Name of the Unit/AICRP/Network Project/ ATARI etc. | Other than NEH & TSP | | | | NEH | | | | |
|---------|---|------------------------|-----------------|-----------------|-----------------|------------------------|-------------|---------------|---------------|----------------|
| | | Grant in Aid component | | | | Grant in Aid component | | | | |
| | | Capital | Salaries | Pension | General | Total | Capital | Salaries | General | |
| | Total HORTICULTURAL SCIENCES | 192.00 | 33524.00 | 10217.00 | 14441.00 | 58374.00 | 2.00 | 616.00 | 482.00 | 1100.00 |
| 1 | CARI, Izatnagar | 202.00 | 1910.00 | 362.00 | 913.00 | 3387.00 | 0.00 | 0.00 | 0.00 | 0.00 |
| 2 | CIRB, Hissar | 268.00 | 1971.75 | 114.82 | 655.85 | 3010.42 | 0.00 | 0.00 | 0.00 | 0.00 |
| 3 | Network Project on Buffaloes, CIRB, Hissar | 104.00 | 111.00 | | 275.50 | 490.50 | 3.00 | 24.00 | 54.00 | 81.00 |
| 4 | CIRG, Makhdoom | 130.00 | 2640.00 | 397.50 | 314.50 | 3482.00 | 0.00 | 0.00 | 0.00 | 0.00 |
| 5 | AICRP on Goats, CIRG, Makhdoom | 130.00 | 0.00 | | 325.00 | 455.00 | 0.00 | 0.00 | 25.00 | 25.00 |
| 6 | CSWRI, Avikanagar | 160.00 | 2750.00 | 300.00 | 955.00 | 4165.00 | 2.00 | 0.00 | 0.00 | 2.00 |
| 7 | AICRP on Mega Sheep Seed Project, CSWRI, Avikanagar | 10.00 | 0.00 | | 115.00 | 125.00 | 0.00 | 0.00 | 0.00 | 0.00 |
| 8 | Network on Sheep Improvement, CSWRI, Avikanagar | 5.00 | 98.00 | | 198.00 | 301.00 | 0.00 | 0.00 | 0.00 | 0.00 |
| 9 | IVRI, Izatnagar | 1095.00 | 12201.15 | 15550.00 | 4018.05 | 32864.20 | 0.00 | 0.00 | 50.00 | 50.00 |
| 10 | Outreach Prog. On Env. Pollutant, IVRI, Izatnagar | 29.00 | 0.00 | | 90.00 | 119.00 | 0.00 | 0.00 | 0.00 | 0.00 |
| 11 | Outreach Prog. On Zoonotic Diseases, IVRI, Izatnagar | 24.00 | 0.00 | | 137.00 | 161.00 | 0.00 | 0.00 | 0.00 | 0.00 |
| 12 | Outreach Prog. on Ethno vety. Medicine, IVRI, Izatnagar | 10.00 | 0.00 | | 68.00 | 78.00 | 0.00 | 0.00 | 0.00 | 0.00 |
| 13 | Network on GIP, IVRI, Izatnagar | 5.00 | 0.00 | | 68.00 | 73.00 | 0.00 | 0.00 | 0.00 | 0.00 |
| 14 | Network on BT, IVRI, Izatnagar | 21.00 | 0.00 | | 42.00 | 63.00 | 0.00 | 0.00 | 0.00 | 0.00 |
| 15 | Network on Neonatal Mortality, IVRI, Izatnagar | 25.00 | 0.00 | | 69.00 | 94.00 | 0.00 | 0.00 | 0.00 | 0.00 |
| 16 | Network on Diag. Imaging Tech., IVRI, Izatnagar | 209.00 | 0.00 | | 63.00 | 272.00 | 0.00 | 0.00 | 0.00 | 0.00 |
| 17 | CRP on V&D, IVRI, Izatnagar | 171.00 | 0.00 | | 460.00 | 631.00 | 0.00 | 0.00 | 0.00 | 0.00 |

COMPONENT-WISE REVISED ESTIMATES 2017-18

(₹ In lakhs)

| Sl. No. | Name of the Unit/AICRP/Nwtwork Project/ ATARI etc. | Other than NEH & TSP | | | | NEH | | | Total |
|---------|---|------------------------|----------|---------|---------|------------------------|----------|---------|--------|
| | | Grant in Aid component | | | | Grant in Aid component | | | |
| | | Capital | Salaries | Pension | General | Capital | Salaries | General | |
| 18 | NIHSAD, Bhopal | 150.00 | 630.40 | 69.00 | 778.90 | 0.00 | 0.00 | 18.00 | 18.00 |
| 19 | NBAGR, Karnal | 48.00 | 965.00 | 52.50 | 345.00 | 0.00 | 0.00 | 0.00 | 0.00 |
| 20 | Network Project on Animal Genetic Resources, NBAGR, Karnal | 10.00 | 0.00 | 0.00 | 75.00 | 0.00 | 0.00 | 10.00 | 10.00 |
| 21 | NDRI, Karnal | 586.00 | 8257.00 | 7500.13 | 3454.75 | 3.00 | 5.00 | 30.00 | 38.00 |
| 22 | NIANP, Bangalore | 222.00 | 1250.00 | 116.00 | 366.00 | 0.00 | 0.00 | 0.00 | 0.00 |
| 23 | AICRP ON NPAERP + OP on Methan Emission, NIANP, Bangalore | 62.00 | 0.00 | 0.00 | 105.00 | 0.00 | 0.00 | 20.00 | 20.00 |
| 24 | NRC on Camel, Bikaner | 51.00 | 737.20 | 8.90 | 260.00 | 0.00 | 0.00 | 0.00 | 0.00 |
| 25 | NRC on Equines, Hissar | 140.00 | 910.00 | 27.51 | 528.00 | 5.00 | 0.00 | 15.00 | 20.00 |
| 26 | National Centre for Veterinary Type Culture Collection, NRC on Equines, Hissar | 129.00 | 0.00 | 0.00 | 120.00 | 0.00 | 0.00 | 0.00 | 0.00 |
| 27 | NRC on Meat, Hyderabad | 202.00 | 390.00 | 42.00 | 225.00 | 0.00 | 0.00 | 0.00 | 0.00 |
| 28 | NRC on Mithun | 255.00 | 365.00 | 43.14 | 155.00 | 0.00 | 0.00 | 85.00 | 85.00 |
| 29 | NRC on Pig, Guwahati | 160.00 | 314.00 | 72.00 | 240.00 | 50.00 | 86.00 | 78.00 | 214.00 |
| 30 | AICRP on Pig, NRC on Pig, Guwahati | 138.50 | 170.00 | 0.00 | 191.30 | 14.50 | 0.00 | 106.40 | 120.90 |
| 31 | Mega seed on Pig, NRC on Pig, Guwahati | 30.60 | 0.00 | 0.00 | 95.30 | 65.40 | 0.00 | 140.70 | 206.10 |
| 32 | NRC on Yak, Dirang | 28.00 | 385.00 | 10.00 | 240.00 | 0.00 | 0.00 | 120.00 | 120.00 |
| 33 | NIVEDI, Bangalore | 255.00 | 466.00 | 36.00 | 475.00 | 0.00 | 0.00 | 0.00 | 0.00 |
| 34 | CIRC, Meerut | 161.00 | 660.00 | 16.00 | 238.00 | 0.00 | 0.00 | 0.00 | 0.00 |
| 35 | AICRP on Cattle, CIRC, Meerut | 36.00 | 150.00 | 0.00 | 481.00 | 0.00 | 0.00 | 0.00 | 0.00 |
| 36 | Dte. Of Foot & Mouth Disease, Mukteswar | 344.75 | 200.00 | 15.50 | 1523.00 | 0.00 | 50.00 | 0.00 | 50.00 |

COMPONENT-WISE REVISED ESTIMATES 2017-18

(₹ In lakhs)

| Sl. No. | Name of the Unit/AICRP/Nwtnwork Project/ ATARI etc. | Other than NEH & TSP | | | | | NEH | | | |
|------------------------------|---|------------------------|-----------------|-----------------|-----------------|-----------------|------------------------|---------------|---------------|----------------|
| | | Grant in Aid component | | | | | Grant in Aid component | | | |
| | | Capital | Salaries | Pension | General | Total | Capital | Salaries | General | Total |
| 37 | Dte. Of Poultry Research, Hyderabad | 170.00 | 790.50 | 20.00 | 639.00 | 1619.50 | 0.00 | 0.00 | 0.00 | 0.00 |
| 38 | AICRP on Poultry, Dte. Of Poultry Research, Hyderabad | 58.00 | 250.00 | | 165.50 | 473.50 | 3.00 | 0.00 | 30.00 | 33.00 |
| 39 | Poultry Seed Project, Dte. Of Poultry Research, Hyderabad | 182.00 | 0.00 | | 180.50 | 362.50 | 7.00 | 0.00 | 100.00 | 107.00 |
| TOTAL ANIMAL SCIENCES | | 6016.85 | 38572.00 | 24753.00 | 19648.15 | 88990.00 | 152.90 | 165.00 | 882.10 | 1200.00 |
| 1 | CAZRI, Jodhpur | 72.00 | 4652.00 | 5990.00 | 900.00 | 11614.00 | 0.00 | 0.00 | 0.00 | 0.00 |
| 2 | CRIDA, Hyderabad | 345.00 | 2200.10 | 450.00 | 718.00 | 3713.10 | 0.00 | 0.00 | 0.00 | 0.00 |
| 3 | AICRP on Dryland Agriculture, CRIDA, Hyderabad | 10.00 | 2050.00 | | 250.00 | 2310.00 | 0.00 | 0.00 | 0.00 | 0.00 |
| 4 | AICRP on Agrometeorology, CRIDA, Hyderabad | 10.00 | 612.00 | | 100.00 | 722.00 | 0.00 | 0.00 | 0.00 | 0.00 |
| 5 | IIS & WC (CS & WCR & TI), Dehradun | 121.50 | 3900.00 | 938.00 | 925.50 | 5885.00 | 0.00 | 0.00 | 0.00 | 0.00 |
| 6 | CSSRI, Karnal | 115.00 | 2450.00 | 750.00 | 715.50 | 4030.50 | 0.00 | 0.00 | 0.00 | 0.00 |
| 7 | PCU-SAS, CSSRI, Karnal | 0.00 | 559.00 | | 56.00 | 615.00 | 0.00 | 0.00 | 0.00 | 0.00 |
| 8 | ICAR RC For NEH Region., Barapani | 0.00 | 6003.60 | 670.00 | 0.00 | 6673.60 | 950.00 | 300.00 | 1282.50 | 2532.50 |
| 9 | ICAR Res. Complex for Eastern Region, Patna | 105.00 | 2051.50 | 236.00 | 843.50 | 3236.00 | 0.00 | 0.00 | 0.00 | 0.00 |
| 10 | CCARI (ICAR Res. Complex), Goa | 114.00 | 700.25 | 41.74 | 598.13 | 1454.12 | 0.00 | 0.00 | 0.00 | 0.00 |
| 11 | IISS, Bhopal | 58.00 | 1250.00 | 95.00 | 383.00 | 1786.00 | 0.00 | 0.00 | 0.00 | 0.00 |
| 12 | AICRP on Micronutrients, IISS, Bhopal | 10.00 | 510.00 | | 90.00 | 610.00 | 0.00 | 0.00 | 25.00 | 25.00 |
| 13 | AICRP on Biofertilizer, IISS, Bhopal | 10.00 | 205.00 | | 35.00 | 250.00 | 25.00 | 25.00 | 25.00 | 50.00 |
| 14 | AICRP on STCR, IISS, Bhopal | 10.00 | 542.00 | | 71.00 | 623.00 | 0.00 | 0.00 | 25.00 | 25.00 |
| 15 | AICRP on LTFE, IISS, Bhopal | 10.00 | 359.00 | | 30.00 | 399.00 | 0.00 | 0.00 | 25.00 | 25.00 |
| 16 | CRP on Conservation Agriculture, IISS, Bhopal | 75.00 | 0.00 | | 200.00 | 275.00 | 0.00 | 0.00 | 0.00 | 0.00 |

COMPONENT-WISE REVISED ESTIMATES 2017-18

(₹ In lakhs)

| Sl. No. | Name of the Unit/AICRP/Nwtwork Project/ ATARI etc. | Other than NEH & TSP | | | | | NEH | | | |
|---------|---|------------------------|-----------------|-----------------|----------------|-----------------|------------------------|---------------|----------------|----------------|
| | | Grant in Aid component | | | | | Grant in Aid component | | | |
| | | Capital | Salaries | Pension | General | Total | Capital | Salaries | General | Total |
| 17 | NBSS & LUP, Nagpur | 112.00 | 3200.00 | 3000.00 | 788.00 | 7100.00 | 100.00 | 115.50 | 215.50 | |
| 18 | CARI, Jhansi | 105.00 | 676.00 | 58.00 | 260.00 | 1099.00 | 0.00 | 0.00 | 0.00 | |
| 19 | AICRP on Agroforestry, CARI, Jhansi | 30.00 | 1000.00 | | 80.00 | 1110.00 | 35.00 | 10.00 | 45.00 | |
| 20 | IWM, Bhubaneswar | 75.00 | 762.00 | 8.26 | 269.26 | 1114.52 | 0.00 | 0.00 | 0.00 | |
| 21 | AICRP on IWM, IWM, Bhubaneswar | 10.00 | 2106.00 | | 61.00 | 2177.00 | 0.00 | 0.00 | 0.00 | |
| 22 | CRP on Water, IWM, Bhubaneswar | 100.00 | 0.00 | | 275.00 | 375.00 | 0.00 | 0.00 | 0.00 | |
| 23 | NRC on Integrated Farming, Motihari | 201.00 | 107.00 | | 284.38 | 592.38 | 0.00 | 0.00 | 0.00 | |
| 24 | Dte. Of Weed Research, Jabalpur | 54.00 | 650.30 | 5.00 | 432.50 | 1141.80 | 0.00 | 0.00 | 0.00 | |
| 25 | AICRP on Weed Management, DWR, Jabalpur | 7.00 | 810.00 | | 100.00 | 917.00 | 0.00 | 0.00 | 0.00 | |
| 26 | IIFSR, Modipuram | 58.00 | 1082.25 | 273.00 | 450.75 | 1864.00 | 0.00 | 0.00 | 0.00 | |
| 27 | AICRP on Integrated Farming System, IIFSR, Modipuram | 60.00 | 2200.00 | | 350.98 | 2610.98 | 12.00 | 45.00 | 57.00 | |
| 28 | Network Project on Organic Farming, IIFSR, Modipuram | 0.00 | 0.00 | | 130.00 | 130.00 | 0.00 | 25.00 | 25.00 | |
| 29 | NIASM, Baramati | 1000.00 | 470.00 | 31.00 | 551.00 | 2052.00 | 0.00 | 0.00 | 0.00 | |
| | TOTAL NRM DIVISION | 2877.50 | 41108.00 | 12546.00 | 9948.50 | 66480.00 | 1122.00 | 300.00 | 1578.00 | 3000.00 |
| 30 | NICRA, Hyderabad | 800.00 | 0.00 | | 3500.00 | 4300.00 | 200.00 | 500.00 | 700.00 | |
| | TOTAL CRAI/NICRA | 800.00 | 0.00 | 0.00 | 3500.00 | 4300.00 | 200.00 | 0.00 | 500.00 | 700.00 |
| 1 | CIBA, Chennai | 280.00 | 1711.00 | 1949.00 | 913.50 | 4853.50 | | | 0.00 | |
| 2 | AINP on Fish Health, CIBA, Chennai | | 0.00 | | 184.00 | 184.00 | | | 0.00 | |
| 3 | CIFRI, Barrackpore | 315.00 | 2350.60 | 6931.00 | 594.00 | 10190.60 | 2.00 | 25.00 | 27.00 | |
| 4 | CIFA, Bhubaneswar | 353.00 | 2211.80 | 474.00 | 855.00 | 3893.80 | 10.00 | 15.00 | 25.00 | |
| 5 | CIFE, Mumbai | 256.00 | 3200.60 | 900.00 | 2225.00 | 6581.60 | | 6.00 | 6.00 | |

COMPONENT-WISE REVISED ESTIMATES 2017-18

(₹ In lakhs)

| Sl. No. | Name of the Unit/AICRP/Nwrtwork Project/ ATARI etc. | Other than NEH & TSP | | | | NEH | | |
|---------|--|------------------------|-----------------|-----------------|----------------|------------------------|--------------|--------------|
| | | Grant in Aid component | | | | Grant in Aid component | | |
| | | Capital | Salaries | Pension | General | Capital | Salaries | General |
| 6 | CIFT, Kochi | 268.00 | 2725.50 | 300.00 | 848.00 | 4141.50 | 5.00 | 5.00 |
| 7 | CMFRI, Kochi | 365.00 | 6201.00 | 7437.00 | 1679.00 | 15682.00 | | 0.00 |
| 8 | ANIP Mericulture, CMFRI, Kochi | 115.00 | 0.00 | | 180.00 | 295.00 | | 0.00 |
| 9 | NBFGR, Lucknow | 277.00 | 1180.50 | 205.00 | 702.50 | 2365.00 | 22.00 | 22.00 |
| 10 | CRP Genomics, NBFGR, Lucknow | | 0.00 | | 411.00 | 411.00 | | 0.00 |
| 11 | Dte. Of Coldwater Fisheries Research, Bhimtal | 140.00 | 640.00 | 54.00 | 400.00 | 1234.00 | 8.00 | 7.00 |
| | TOTAL FISHERIES | 2369.00 | 20221.00 | 18250.00 | 8992.00 | 49832.00 | 20.00 | 80.00 |
| 1 | CIAE, Bhopal | 80.00 | 3000.90 | 1883.00 | 660.00 | 5623.90 | 0.00 | 0.00 |
| 2 | AICRP on FIM, CIAE, Bhopal | 25.00 | 1263.91 | | 150.00 | 1438.91 | 3.00 | 96.09 |
| 3 | AICRP on ESA, CIAE, Bhopal | 20.00 | 367.99 | | 50.00 | 437.99 | 2.00 | 37.01 |
| 4 | AICRP on EAAI, CIAE, Bhopal | 25.00 | 700.00 | | 100.00 | 825.00 | 0.00 | 0.00 |
| 5 | AICRP on UAE, CIAE, Bhopal | 20.00 | 300.06 | | 80.00 | 400.06 | 2.00 | 39.94 |
| 6 | CRP On FMPE, CIAE, Bhopal | 6.00 | 0.00 | | 90.00 | 96.00 | 1.00 | 0.00 |
| 7 | CRP On EA, CIAE, Bhopal | 6.00 | 0.00 | | 80.00 | 86.00 | 0.00 | 0.00 |
| 8 | CIPHET, Ludhiana | 50.00 | 922.00 | 125.00 | 375.00 | 1472.00 | 0.00 | 0.00 |
| 9 | AICRP on PET, CIPHET, Ludhiana | 20.00 | 231.20 | | 60.00 | 311.20 | 3.00 | 4.80 |
| 10 | AICRP on PHET, CIPHET, Ludhiana | 25.00 | 1587.84 | | 300.00 | 1912.84 | 3.00 | 51.16 |
| 11 | CRP On SA, CIPHET, Ludhiana | 6.00 | 0.00 | | 100.00 | 106.00 | 0.00 | 0.00 |
| 12 | CRP On HF, CIPHET, Ludhiana | 6.00 | 0.00 | | 100.00 | 106.00 | 0.00 | 0.00 |
| 13 | CIRCOT, Mumbai | 50.00 | 1700.50 | 1740.00 | 520.00 | 4010.50 | 0.00 | 0.00 |
| 14 | CRP on Natural Fibres, CIRCOT, Mumbai | 6.00 | 0.00 | | 60.00 | 66.00 | 0.00 | 0.00 |
| 15 | IINRG, Ranchi | 60.00 | 1280.60 | 270.00 | 360.00 | 1970.60 | 0.00 | 0.00 |

COMPONENT-WISE REVISED ESTIMATES 2017-18

(₹ In lakhs)

| Sl. No. | Name of the Unit/AICRP/Nwtwork Project/ ATARI etc. | Other than NEH & TSP | | | | NEH | | | |
|---------|---|------------------------|-----------------|----------------|-----------------|------------------------|---------------|---------------|----------------|
| | | Grant in Aid component | | | | Grant in Aid component | | | |
| | | Capital | Salaries | Pension | General | Capital | Salaries | General | Total |
| 16 | NWP on HP VANR&G, IINRG, Ranchi | 10.00 | 0.00 | | 110.00 | 2.00 | 0.00 | 15.00 | 17.00 |
| 17 | NWP on CLIGR, IINRG, Ranchi | 10.00 | 0.00 | | 110.00 | 2.00 | 0.00 | 15.00 | 17.00 |
| 18 | NIRJAFT, Kolkata | 30.00 | 1107.00 | 630.00 | 337.00 | 0.00 | 0.00 | 0.00 | 0.00 |
| | TOTAL AGRICULTURAL ENGINEERING | 455.00 | 12462.00 | 4648.00 | 3642.00 | 18.00 | 229.00 | 153.00 | 400.00 |
| 1 | IASRI including CABin, New Delhi | 109.00 | 2802.00 | 1036.00 | 2513.20 | 0.00 | 0.00 | 0.00 | 0.00 |
| 2 | NIAP & PR, New Delhi | 84.00 | 501.00 | 40.00 | 422.80 | 0.00 | 0.00 | 0.00 | 0.00 |
| | TOTAL ECO. STATISTICS & MANAGEMENT | 193.00 | 3303.00 | 1076.00 | 2936.00 | 0.00 | 0.00 | 0.00 | 0.00 |
| 1 | NAARM, Hyderabad | 500.00 | 2491.00 | 3000.00 | 2434.00 | 0.00 | 0.00 | 0.00 | 0.00 |
| 2 | CIWA, Bhubaneswar | 574.00 | 487.00 | | 390.00 | 0.00 | 0.00 | 0.00 | 0.00 |
| 3 | AICRP on Home Science, CIWA, Bhubaneswar | 150.00 | 1500.00 | | 860.00 | 0.00 | 0.00 | 0.00 | 0.00 |
| 4 | Strengthening and Development of Higher Agricultural Education in India | 29596.00 | 850.00 | | 24979.00 | 2100.00 | 0.00 | 900.00 | 3000.00 |
| | TOTAL AG. EDUCATION DIVISION | 30820.00 | 5328.00 | 3000.00 | 28663.00 | 2100.00 | 0.00 | 900.00 | 3000.00 |
| 1 | HEADQUARTERS UNIT | 176.50 | 7805.00 | 6700.00 | 3851.00 | 0.00 | 0.00 | 0.00 | 0.00 |
| 2 | EXTRA MURAL FUND | 180.00 | 0.00 | 0.00 | 220.00 | 0.00 | 0.00 | 0.00 | 0.00 |
| 3 | AUDITORIUM | 7425.00 | 0.00 | 0.00 | | 0.00 | 0.00 | 0.00 | 0.00 |
| 4 | ASRB | 200.00 | 720.00 | 0.00 | 1051.00 | 0.00 | 0.00 | 0.00 | 0.00 |
| 5 | SOCIETIES/AWARD | 80.00 | 0.00 | 0.00 | 570.00 | 0.00 | 0.00 | 0.00 | 0.00 |
| 6 | NASM | 100.00 | 0.00 | 0.00 | | 0.00 | 0.00 | 0.00 | 0.00 |
| 7 | INT. COOP - CGIAR | 0.00 | 0.00 | 0.00 | 5130.00 | 0.00 | 0.00 | 0.00 | 0.00 |
| 8 | HRM | 0.00 | 0.00 | 0.00 | 650.00 | 0.00 | 0.00 | 0.00 | 0.00 |
| 9 | Publicity and Public Relations | 0.00 | 0.00 | 0.00 | 750.00 | 0.00 | 0.00 | 0.00 | 0.00 |

COMPONENT-WISE REVISED ESTIMATES 2017-18

(₹ In lakhs)

| Sl. No. | Name of the Unit/AICRP/Nwtnwork Project/ ATARI etc. | Other than NEH & TSP | | | | NEH | | | |
|---------|--|------------------------|----------------|----------------|-----------------|------------------------|-------------|-------------|-------------|
| | | Grant in Aid component | | | | Grant in Aid component | | | |
| | | Capital | Salaries | Pension | General | Total | Capital | Salaries | General |
| 10 | CERA | 436.00 | 0.00 | | 3247.00 | 3683.00 | 0.00 | 0.00 | 0.00 |
| 11 | NAIF | 500.00 | 0.00 | | 1300.00 | 1800.00 | 0.00 | 0.00 | 0.00 |
| 12 | CREATION AND MAINTENANCE OF INFRA- STRUCTURE | 2171.50 | 0.00 | | 25.00 | 2196.50 | 0.00 | 0.00 | 0.00 |
| 13 | EVALUATION OF SCHEMES | | 0.00 | | 25.00 | 25.00 | 0.00 | 0.00 | 0.00 |
| 14 | ICAR Res. Data Repository | 54.00 | | | 281.00 | 335.00 | 0.00 | 0.00 | 0.00 |
| 15 | Swachhata Action Plan | | | | 150.00 | 150.00 | 0.00 | 0.00 | 0.00 |
| | TOTAL ICAR HQRS. | 11323.00 | 8525.00 | 6700.00 | 17250.00 | 43798.00 | 0.00 | 0.00 | 0.00 |
| 1 | PIU, NASF | 2180.00 | 120.00 | | 1475.00 | 3775.00 | | | 0.00 |
| 2 | Funding to Projects | | 0.00 | | | 0.00 | | | 0.00 |
| | TOTAL OTHERS | 2180.00 | 120.00 | 0.00 | 1475.00 | 3775.00 | 0.00 | 0.00 | 0.00 |
| 1 | DKMA, New Delhi | 25.00 | 533.00 | | 450.00 | 1008.00 | 0.00 | 0.00 | 0.00 |
| 2 | ATARI ZONE-I, Ludhiana | 747.50 | 7330.00 | 14.00 | 1014.35 | 9105.85 | 0.00 | 0.00 | 0.00 |
| 3 | ATARI ZONE-II, Jodhpur | 414.02 | 6560.00 | | 763.55 | 7737.57 | 0.00 | 0.00 | 0.00 |
| 4 | ATARI ZONE-III, Kanpur | 543.00 | 8000.00 | | 873.00 | 9416.00 | 0.00 | 0.00 | 0.00 |
| 5 | ATARI ZONE-IV, Patna | 756.20 | 6189.00 | | 1048.45 | 7993.65 | 0.00 | 0.00 | 0.00 |
| 6 | ATARI ZONE-V, Kolkata | 974.00 | 4818.92 | 112.00 | 1085.00 | 6989.92 | 0.00 | 0.00 | 0.00 |
| 7 | ATARI ZONE-VI, Guwahati | 75.00 | 216.00 | | 148.00 | 439.00 | 400.00 | 4170.00 | 449.00 |
| 8 | ATARI ZONE-VII, Barapani | 175.00 | 100.00 | 8.00 | 338.00 | 621.00 | 171.00 | 3790.00 | 220.00 |
| 9 | ATARI ZONE-VIII, Pune | 750.35 | 8289.00 | | 1092.00 | 10131.35 | | | 0.00 |

COMPONENT-WISE REVISED ESTIMATES 2017-18

(₹ In lakhs)

| Sl. No. | Name of the Unit/AICRP/Nwtnwork Project/ ATARI etc. | Other than NEH & TSP | | | | | NEH | | | |
|---------|---|------------------------|------------------|------------------|------------------|------------------------|----------------|-----------------|----------------|-----------------|
| | | Grant in Aid component | | | Total | Grant in Aid component | | | Total | |
| | | Capital | Salaries | Pension | | General | Capital | Salaries | | General |
| 10 | ATARI ZONE-IX, Jabalpur | 1182.41 | 5815.00 | | 911.05 | 7908.46 | 0.00 | 0.00 | 0.00 | 0.00 |
| 11 | ATARI ZONE-X, Hyderabad | 584.77 | 7000.08 | | 1256.11 | 8840.96 | 0.00 | 0.00 | 0.00 | 0.00 |
| 12 | ATARI ZONE-XI, Bengalore | 450.00 | 4889.00 | 15.00 | 820.73 | 6174.73 | 0.00 | 0.00 | 0.00 | 0.00 |
| 13 | FARMER FIRST | 283.75 | 0.00 | | 1704.76 | 1988.51 | 0.00 | 0.00 | 0.00 | 0.00 |
| 14 | ARYA | 100.00 | 0.00 | | 300.00 | 400.00 | 0.00 | 0.00 | 0.00 | 0.00 |
| 15 | EMF | 0.00 | 0.00 | | | 0.00 | 0.00 | 0.00 | 0.00 | 0.00 |
| 16 | NETWORK PROJECT | 0.00 | 0.00 | | | 0.00 | 0.00 | 0.00 | 0.00 | 0.00 |
| 17 | DISASTER MGMT. | 30.00 | 0.00 | | 10.00 | 40.00 | 0.00 | 0.00 | 0.00 | 0.00 |
| | TOTAL AGRICULTURAL EXTENSION | 7091.00 | 59740.00 | 149.00 | 11815.00 | 78795.00 | 571.00 | 7960.00 | 669.00 | 9200.00 |
| 1 | National Agricultural Higher Education Project (NAHEP) | 10.00 | | | 490.00 | 500.00 | 0.00 | 0.00 | 0.00 | 0.00 |
| | TOTAL NAHEP | 10.00 | 0.00 | 0.00 | 490.00 | 500.00 | 0.00 | 0.00 | 0.00 | 0.00 |
| | GRAND TOTAL | 74609.93 | 300837.00 | 117299.00 | 151693.07 | 644439.00 | 4185.90 | 10700.00 | 5414.10 | 20300.00 |

HEAD-WISE REVISED ESTIMATES 2017-18

(₹ In lakhs)

| Sl. No. | Name of the Unit/AICRP/Nwtnwork Project/ ATARI etc. | TSP | | Total | Grand Total (Other than NEH+NEH+TSP) | | | Total |
|---------|--|------------------------|---------|--------------|--------------------------------------|----------|----------|-----------------|
| | | Grant in Aid component | | | Grant in Aid component | | | |
| | | Capital | General | | Capital | Salaries | General | |
| 1 | CICR, Nagpur | 0.00 | 10.00 | 10.00 | 213.00 | 2440.00 | 1286.75 | 3939.75 |
| 2 | AICRP on Cotton, CICR, Nagpur | 0.00 | 0.00 | 0.00 | 0.00 | 1568.00 | 147.00 | 1715.00 |
| 3 | CRIJAF, Barrackpore | 0.00 | 0.00 | 0.00 | 27.00 | 2030.25 | 1023.75 | 3081.00 |
| 4 | AINPJAF, CRIJAF, Barrackpore | 0.00 | 0.00 | 0.00 | 0.00 | 240.00 | 46.00 | 286.00 |
| 5 | NRRI, Cuttack | 6.00 | 24.00 | 30.00 | 1318.00 | 3000.08 | 6046.50 | 10364.58 |
| 6 | Incentivizing Research in Agriculture, NRRI, Cuttack | 0.00 | 0.00 | 0.00 | 300.00 | 0.00 | 681.85 | 981.85 |
| 7 | CTRI, Rajamundry | 0.00 | 0.00 | 0.00 | 36.00 | 2300.00 | 2915.25 | 5251.25 |
| 8 | NETWORK on Tobacco, CTRI, Rajamundry | 0.00 | 0.00 | 0.00 | 0.00 | 265.00 | 8.00 | 273.00 |
| 9 | IARI, New Delhi | 20.00 | 10.00 | 30.00 | 918.00 | 18245.75 | 28984.25 | 48148.00 |
| 10 | Pesticide Residues, IARI, New Delhi | 0.00 | 0.00 | 0.00 | 1.00 | 316.00 | 100.00 | 417.00 |
| 11 | AICRP Nematode, IARI, New Delhi | 0.00 | 3.50 | 3.50 | 0.00 | 456.00 | 83.50 | 539.50 |
| 12 | CRP On Hybrid Technology, IARI, New Delhi | 0.00 | 0.00 | 0.00 | 50.00 | 0.00 | 400.00 | 450.00 |
| 13 | CRP On Molecular Breeding, IARI, New Delhi | 0.00 | 0.00 | 0.00 | 50.00 | 0.00 | 300.00 | 350.00 |
| 49 | AICRP on Honey Bee & Pollinators, IARI, NEW DELHI | 1.00 | 20.50 | 21.50 | 1.00 | 350.00 | 85.50 | 436.50 |
| 14 | IARI Types Deemed University, Assam | 0.00 | 0.00 | 0.00 | 100.00 | 0.00 | 50.00 | 150.00 |
| 15 | IARI Types Deemed University, Jharkhand | 0.00 | 0.00 | 0.00 | 1130.58 | 0.00 | 50.00 | 1180.58 |
| 16 | IGFRI, Jhansi | 0.00 | 5.00 | 5.00 | 68.00 | 2875.30 | 1125.70 | 4069.00 |

HEAD-WISE REVISED ESTIMATES 2017-18

(₹ In lakhs)

| Sl. No. | Name of the Unit/AICRP/Nwrtwork Project/ ATARI etc. | TSP | | Total | Grand Total (Other than NEH+NEH+TSP) | | | Total |
|---------|--|------------------------|---------|-------|--------------------------------------|----------|---------|----------|
| | | Grant in Aid component | | | Grant in Aid component | | | |
| | | Capital | General | | Capital | Salaries | General | |
| 17 | AICRP on Forage Crops and Utilization, IGFR, Jhansi | 0.00 | 15.00 | 15.00 | 5.00 | 550.00 | 115.00 | 670.00 |
| 18 | IIPR, Kanpur | 0.00 | 0.00 | 0.00 | 57.00 | 2049.00 | 833.00 | 2939.00 |
| 19 | AICRP on Chickpea, IIPR, Kanpur | 0.00 | 20.00 | 20.00 | 0.00 | 960.00 | 130.00 | 1090.00 |
| 20 | AICRP on Mullarp, IIPR, Kanpur | 0.00 | 0.00 | 0.00 | 0.00 | 1110.00 | 130.00 | 1240.00 |
| 21 | AICRP on Pigeonpea, IIPR, Kanpur | 0.00 | 8.00 | 8.00 | 0.00 | 900.00 | 100.00 | 1000.00 |
| 22 | AICRP on Arid Legumes, IIPR Kanpur | 0.00 | 4.00 | 4.00 | 0.00 | 240.00 | 49.00 | 289.00 |
| 23 | IISR, Lucknow | 0.00 | 0.00 | 0.00 | 159.00 | 2652.00 | 2364.00 | 5175.00 |
| 24 | AICRP on Sugercane, IISR, Lucknow | 0.00 | 0.00 | 0.00 | 0.00 | 916.00 | 120.65 | 1036.65 |
| 25 | NBAIM, Maunath Bhanjan | 0.00 | 5.00 | 5.00 | 193.00 | 380.00 | 424.00 | 997.00 |
| 26 | AMAAS, NBAIM, Mau | 0.00 | 5.00 | 5.00 | 0.00 | 0.00 | 305.00 | 305.00 |
| 27 | NBPGR, New Delhi | 0.00 | 20.00 | 20.00 | 1507.00 | 3979.00 | 4582.74 | 10068.74 |
| 28 | AICRP POTENTIAL CROP, NBPGR, New Delhi | 0.00 | 9.00 | 9.00 | 0.00 | 220.00 | 25.00 | 245.00 |
| 29 | CRP-AGRO BIODIVERSITY, NBPGR, New Delhi | 0.00 | 0.00 | 0.00 | 0.00 | 0.00 | 190.15 | 190.15 |
| 30 | SBI, Coimbatore | 0.00 | 30.00 | 30.00 | 112.00 | 2850.00 | 892.50 | 3854.50 |
| 31 | VPKAS, Almora | 0.00 | 13.00 | 13.00 | 62.00 | 1150.25 | 640.51 | 1852.76 |
| 32 | NRCIPM, New Delhi | 0.00 | 7.00 | 7.00 | 455.00 | 695.20 | 233.00 | 1383.20 |
| 33 | AINP On Soil Arthropod Pests, NRCIPM, New Delhi | 0.00 | 25.00 | 25.00 | 0.00 | 175.00 | 94.50 | 269.50 |

HEAD-WISE REVISED ESTIMATES 2017-18

(₹ In lakhs)

| Sl. No. | Name of the Unit/AICRP/Nwtwork Project/ ATARI etc. | TSP | | Total | Grand Total (Other than NEH+NEH+TSP) | | | Total |
|---------|--|------------------------|---------|-------|--------------------------------------|----------|---------|---------|
| | | Grant in Aid component | | | Grant in Aid component | | | |
| | | Capital | General | | Capital | Salaries | General | |
| 34 | AINP on Agricultural Acarology, NRCIPM, New Delhi | 0.00 | 5.00 | 5.00 | 0.00 | 190.00 | 23.80 | 213.80 |
| 35 | DGR, Junagadh | 0.00 | 20.00 | 20.00 | 112.00 | 852.00 | 650.00 | 1614.00 |
| 36 | AICRP on Groundnut, DGR, Junagadh | 0.00 | 20.00 | 20.00 | 0.00 | 810.00 | 134.00 | 944.00 |
| 37 | NRC Plant Biotechnology, New Delhi | 0.00 | 0.00 | 0.00 | 90.00 | 775.00 | 587.00 | 1452.00 |
| 38 | NETWORK PROJECT ON TRANSGENIC IN CROPS, NRCPB, New Delhi | 0.00 | 0.00 | 0.00 | 8.00 | 0.00 | 300.00 | 308.00 |
| 39 | DR & MR, Bharatpur | 0.00 | 15.00 | 15.00 | 105.00 | 555.50 | 424.00 | 1084.50 |
| 40 | AICRP on R&M, DR & MR, Bharatpur | 0.00 | 0.00 | 0.00 | 0.00 | 1000.00 | 140.00 | 1140.00 |
| 41 | IIMR, Hyderabad | 0.00 | 14.00 | 14.00 | 207.00 | 1218.70 | 528.00 | 1953.70 |
| 42 | AICRP on Sorghum, IIMR, Hyderabad | 0.00 | 10.00 | 10.00 | 0.00 | 606.00 | 110.00 | 716.00 |
| 43 | AICRP on Pearl Millets, IIMR, Hyderabad | 0.00 | 0.00 | 0.00 | 0.00 | 533.00 | 80.00 | 613.00 |
| 44 | AICRP on Small Millets, IIMR, Hyderabad | 0.00 | 5.00 | 5.00 | 0.00 | 476.00 | 50.00 | 526.00 |
| 45 | IISR, Indore | 0.00 | 0.00 | 0.00 | 31.00 | 902.00 | 468.18 | 1401.18 |
| 46 | AICRP on Soyabean, Indore | 0.00 | 7.00 | 7.00 | 0.00 | 810.00 | 109.50 | 919.50 |
| 47 | NBAIR, Bengaluru | 0.00 | 0.00 | 0.00 | 100.00 | 920.12 | 505.50 | 1525.62 |
| 48 | AICRP on Biological Control, NBAIR, Bengaluru | 0.00 | 16.50 | 16.50 | 0.00 | 409.00 | 61.74 | 470.74 |
| 49 | IIMR, Ludhiana | 0.00 | 5.00 | 5.00 | 322.00 | 500.20 | 735.50 | 1557.70 |
| 50 | AICRP On Maize, IIMR, New Delhi | 0.00 | 20.00 | 20.00 | 0.00 | 1312.00 | 285.00 | 1597.00 |

HEAD-WISE REVISED ESTIMATES 2017-18

(₹ In lakhs)

| Sl. No. | Name of the Unit/AICRP/Nwrtwork Project/ ATARI etc. | TSP | | Grand Total (Other than NEH+NEH+TSP) | | | | |
|----------------------------|--|------------------------|---------------|--------------------------------------|-----------------|-----------------|-----------------|------------------|
| | | Grant in Aid component | | Total | | | | |
| | | Capital | General | Capital | Salaries | General | | |
| 51 | IIOR, Hyderabad | 0.00 | 10.00 | 10.00 | 189.00 | 1820.15 | 1026.75 | 3035.90 |
| 52 | AICRP on Oilseed, Hyderabad | 0.00 | 11.00 | 11.00 | 0.00 | 1280.00 | 150.00 | 1430.00 |
| 53 | AICRP on Linseed, IIOR, Hyderabad | 0.00 | 3.00 | 3.00 | 5.00 | 500.00 | 60.00 | 565.00 |
| 54 | AICRP on Sesame & Niger, IIOR, Hyderabad | 0.00 | 3.00 | 3.00 | 0.00 | 958.00 | 70.00 | 1028.00 |
| 55 | IIRR, Hyderabad | 0.00 | 14.00 | 14.00 | 3.00 | 2190.00 | 868.00 | 3061.00 |
| 56 | AICRP on Rice, IIRR, Hyderabad | 0.00 | 28.00 | 28.00 | 0.00 | 1500.00 | 363.00 | 1863.00 |
| 57 | CRP on Rice Biofortification, IIRR, Hyderabad | 0.00 | 0.00 | 0.00 | 20.00 | 0.00 | 430.00 | 450.00 |
| 58 | IWBR, Karnal | 0.00 | 5.00 | 5.00 | 323.00 | 1691.50 | 1159.50 | 3174.00 |
| 59 | AICRP on Wheat & Barley, IWBR, Karnal | 0.00 | 10.00 | 10.00 | 0.00 | 1840.00 | 155.00 | 1995.00 |
| 60 | IISS, Maunath Bhanjan | 0.00 | 19.00 | 19.00 | 30.00 | 325.00 | 386.30 | 741.30 |
| 61 | AICRP NSP (CROPS), DSR, Maunath Bhanjan | 0.00 | 67.00 | 67.00 | 0.00 | 1600.00 | 99.00 | 1699.00 |
| 62 | Seed Production in Agricultural Corps and Fisheries, DSR, Mau | 0.00 | 14.50 | 14.50 | 0.00 | 0.00 | 707.85 | 707.85 |
| 63 | NIBSM, Raipur | 0.00 | 20.00 | 20.00 | 1500.00 | 280.00 | 195.00 | 1975.00 |
| 64 | IAB, Ranchi | 0.00 | 7.00 | 7.00 | 502.00 | 240.00 | 136.00 | 878.00 |
| 65 | AINP on Vertibrate Pest Management, CAZRI, Jodhpur | 1.00 | 10.00 | 11.00 | 1.00 | 357.00 | 53.70 | 411.70 |
| Total Crop Sciences | | 28.00 | 593.00 | 621.00 | 10310.58 | 79364.00 | 65615.42 | 155290.00 |
| 1 | CIARI, Port Blair | 0.00 | 29.00 | 29.00 | 5.00 | 1625.20 | 665.60 | 2295.80 |

HEAD-WISE REVISED ESTIMATES 2017-18

(₹ In lakhs)

| Sl. No. | Name of the Unit/AICRP/Nwtwork Project/ ATARI etc. | TSP | | | Grand Total (Other than NEH+NEH+TSP) | | | |
|---------|---|------------------------|---------|-------|--------------------------------------|----------|---------|----------|
| | | Grant in Aid component | | Total | Grant in Aid component | | Total | |
| | | Capital | General | | Capital | Salaries | | General |
| 2 | CIAH, Bikaner | 0.00 | 10.00 | 10.00 | 6.00 | 1350.00 | 520.00 | 1876.00 |
| 3 | AICRP on AZF, CIAH, Bikaner | 0.00 | 25.00 | 25.00 | 0.00 | 645.00 | 145.00 | 790.00 |
| 4 | CISH, Lucknow | 0.00 | 5.00 | 5.00 | 7.00 | 1580.00 | 922.00 | 2509.00 |
| 5 | CITH, Srinagar | 0.00 | 12.00 | 12.00 | 6.00 | 460.00 | 540.90 | 1006.90 |
| 6 | CPCRI, Kasaragod | 0.00 | 15.00 | 15.00 | 25.00 | 2950.10 | 4351.00 | 7326.10 |
| 7 | AICRP on Palms, CPCRI, Kasaragod | 0.00 | 20.00 | 20.00 | 1.00 | 363.00 | 285.00 | 649.00 |
| 8 | CPRI, Shimla | 0.00 | 0.00 | 0.00 | 18.00 | 3259.00 | 2727.00 | 6004.00 |
| 9 | AICRP on Potato, CPRI, Shimla | 0.00 | 0.00 | 0.00 | 0.00 | 480.00 | 75.00 | 555.00 |
| 10 | CTCRI, Thiruvanthapuram | 0.00 | 10.00 | 10.00 | 11.00 | 1600.00 | 723.80 | 2334.80 |
| 11 | AICRP on Tuber Crops, CTCRI, Thiruvanthapuram | 0.00 | 2.00 | 2.00 | 0.00 | 225.00 | 129.00 | 354.00 |
| 12 | IIHR, Bangalore | 0.00 | 15.00 | 15.00 | 43.00 | 5100.00 | 5400.00 | 10543.00 |
| 13 | AICRP on Fruit, IIHR, Bangalore | 0.00 | 35.00 | 35.00 | 0.00 | 2600.00 | 475.00 | 3075.00 |
| 14 | IISR, Calicut | 0.00 | 23.00 | 23.00 | 6.00 | 1150.00 | 737.00 | 1893.00 |
| 15 | AICRP on Spices, IISR, Calicut | 0.00 | 10.00 | 10.00 | 0.00 | 425.00 | 112.00 | 537.00 |
| 16 | IIVR, Varanasi | 0.00 | 35.00 | 35.00 | 3.00 | 1215.00 | 837.00 | 2055.00 |
| 17 | AICRP on Vegetables, IIVR, Varanasi | 0.00 | 25.00 | 25.00 | 1.00 | 1460.00 | 355.00 | 1816.00 |
| 18 | NRC for Banana, Tiruchirapalli | 0.00 | 4.00 | 4.00 | 6.00 | 605.00 | 474.36 | 1085.36 |
| 19 | Dte. for Cashew Research, Puttur | 0.00 | 6.00 | 6.00 | 1.00 | 520.00 | 397.00 | 918.00 |

HEAD-WISE REVISED ESTIMATES 2017-18

(₹ In lakhs)

| Sl. No. | Name of the Unit/AICRP/Nwtwork Project/ ATARI etc. | TSP | | Total | Grand Total (Other than NEH+NEH+TSP) | | | Total |
|-------------------------------------|---|------------------------|---------------|---------------|--------------------------------------|-----------------|-----------------|-----------------|
| | | Grant in Aid component | | | Grant in Aid component | | | |
| | | Capital | General | | Capital | Salaries | General | |
| 20 | AICRP on Cashew, Dte. For Cashew Research, Puttur | 0.00 | 9.00 | 9.00 | 0.00 | 200.00 | 158.00 | 358.00 |
| 21 | CCRI, Nagpur | 0.00 | 7.00 | 7.00 | 4.00 | 734.00 | 638.00 | 1376.00 |
| 22 | NRC For Grapes, Pune | 0.00 | 4.00 | 4.00 | 7.00 | 475.10 | 462.00 | 944.10 |
| 23 | DMAPR, Anand | 0.00 | 3.00 | 3.00 | 5.00 | 430.00 | 382.00 | 817.00 |
| 24 | AICRP on MAP & Betelvine, DMAPR, Anand | 0.00 | 0.00 | 0.00 | 0.00 | 870.00 | 120.00 | 990.00 |
| 25 | Dte. on Mushroom, Solan | 0.00 | 2.00 | 2.00 | 5.00 | 435.10 | 494.00 | 934.10 |
| 26 | AICRP on Mushroom, DMR, Solan | 0.00 | 8.00 | 8.00 | 0.00 | 232.00 | 118.00 | 350.00 |
| 27 | IIOPR, Pedavegi | 0.00 | 15.00 | 15.00 | 6.00 | 560.00 | 542.00 | 1108.00 |
| 28 | Dte. on Onion & Garlic, Pune | 0.00 | 15.00 | 15.00 | 2.00 | 451.50 | 517.00 | 970.50 |
| 29 | NRC on Orchids, Sikkim | 0.00 | 2.00 | 2.00 | 2.00 | 284.00 | 374.00 | 660.00 |
| 30 | NRC Seed Spices, Ajmer | 0.00 | 7.00 | 7.00 | 5.00 | 425.00 | 442.00 | 872.00 |
| 31 | NRC For Litchi, Muzaffarpur | 0.00 | 5.00 | 5.00 | 7.00 | 325.00 | 410.00 | 742.00 |
| 32 | NRC for Pomegranate, Solapur | 0.00 | 7.00 | 7.00 | 10.00 | 250.00 | 587.34 | 847.34 |
| 33 | Dte. of Floriculture, Pune | 0.00 | 8.00 | 8.00 | 2.00 | 229.00 | 307.00 | 538.00 |
| 34 | AICRP on Floriculture, Dte. of Floriculture, Pune | 0.00 | 0.00 | 0.00 | 0.00 | 627.00 | 90.00 | 717.00 |
| Total HORTICULTURAL SCIENCES | | 0.00 | 373.00 | 373.00 | 194.00 | 34140.00 | 25513.00 | 59847.00 |
| 1 | CARI, Izatnagar | 0.00 | 0.00 | 0.00 | 202.00 | 1910.00 | 1275.00 | 3387.00 |
| 2 | CIRB, Hissar | 0.20 | 2.80 | 3.00 | 268.20 | 1971.75 | 773.47 | 3013.42 |

HEAD-WISE REVISED ESTIMATES 2017-18

(₹ In lakhs)

| Sl. No. | Name of the Unit/AICRP/Nwtnwork Project/ ATARI etc. | TSP | | Total | Grand Total (Other than NEH+NEH+TSP) | | | Total |
|---------|---|------------------------|---------|-------|--------------------------------------|----------|----------|----------|
| | | Grant in Aid component | | | Grant in Aid component | | | |
| | | Capital | General | | Capital | Salaries | General | |
| 3 | Network Project on Baffaloes, CIRB, Hissar | 0.00 | 0.00 | 0.00 | 107.00 | 135.00 | 329.50 | 571.50 |
| 4 | CIRG, Makhdoom | 0.00 | 0.00 | 0.00 | 130.00 | 2640.00 | 712.00 | 3482.00 |
| 5 | AICRP on Goats, CIRG, Makhdoom | 0.80 | 11.20 | 12.00 | 130.80 | 0.00 | 361.20 | 492.00 |
| 6 | CSWRI, Avikanagar | 0.30 | 3.70 | 4.00 | 162.30 | 2750.00 | 1258.70 | 4171.00 |
| 7 | AICRP on Mega Sheep Seed Project, CSWRI, Avikanagar | 0.00 | 0.00 | 0.00 | 10.00 | 0.00 | 115.00 | 125.00 |
| 8 | Network on Sheep Improvement, CSWRI, Avikanagar | 0.00 | 0.00 | 0.00 | 5.00 | 98.00 | 198.00 | 301.00 |
| 9 | IVRI, Izatnagar | 1.00 | 19.00 | 20.00 | 1096.00 | 12201.15 | 19637.05 | 32934.20 |
| 10 | Outreach Prog. On Env. Pollutant, IVRI, Izatnagar | 0.00 | 0.00 | 0.00 | 29.00 | 0.00 | 90.00 | 119.00 |
| 11 | Outreach Prog. On Zoonotic Diseases, IVRI, Izatnagar | 0.00 | 0.00 | 0.00 | 24.00 | 0.00 | 137.00 | 161.00 |
| 12 | Outreach Prog. on Ethno vety. Medicine, IVRI, Izatnagar | 0.00 | 0.00 | 0.00 | 10.00 | 0.00 | 68.00 | 78.00 |
| 13 | Network on GIP, IVRI, Izatnagar | 0.00 | 0.00 | 0.00 | 5.00 | 0.00 | 68.00 | 73.00 |
| 14 | Network on BTB, IVRI, Izatnagar | 0.00 | 0.00 | 0.00 | 21.00 | 0.00 | 42.00 | 63.00 |
| 15 | Network on Neonatal Mortality, IVRI, Izatnagar | 0.00 | 0.00 | 0.00 | 25.00 | 0.00 | 69.00 | 94.00 |
| 16 | Network on Diag. Imaging Tech., IVRI, Izatnagar | 0.00 | 0.00 | 0.00 | 209.00 | 0.00 | 63.00 | 272.00 |
| 17 | CRP on V&D, IVRI, Izatnagar | 0.00 | 0.00 | 0.00 | 171.00 | 0.00 | 460.00 | 631.00 |
| 18 | NIHSAD, Bhopal | 0.00 | 0.00 | 0.00 | 150.00 | 630.40 | 865.90 | 1646.30 |

HEAD-WISE REVISED ESTIMATES 2017-18

(₹ In lakhs)

| Sl. No. | Name of the Unit/AICRP/Network Project/ ATARI etc. | TSP | | Grand Total (Other than NEH+NEH+TSP) | | | |
|---------|---|------------------------|---------|--------------------------------------|----------|----------|----------|
| | | Grant in Aid component | | Grant in Aid component | | | |
| | | Capital | General | Capital | Salaries | General | |
| 19 | NBAGR, Karnal | 0.00 | 0.00 | 0.00 | 965.00 | 397.50 | 1410.50 |
| 20 | Network Project on Animal Genetic Resources, NBAGR, Karnal | 0.50 | 7.50 | 8.00 | 0.00 | 92.50 | 103.00 |
| 21 | NDRI, Karnal | 0.20 | 2.00 | 2.20 | 8262.00 | 10986.88 | 19838.08 |
| 22 | NIANP, Bangalore | 0.00 | 0.00 | 0.00 | 1250.00 | 482.00 | 1954.00 |
| 23 | AICRP ON NPAERP + OP on Methan Emission, NIANP, Bangalore | 0.50 | 7.50 | 8.00 | 0.00 | 132.50 | 195.00 |
| 24 | NRC on Camel, Bikaner | 1.00 | 3.00 | 4.00 | 737.20 | 271.90 | 1061.10 |
| 25 | NRC on Equines, Hissar | 0.00 | 0.00 | 0.00 | 910.00 | 570.51 | 1625.51 |
| 26 | National Centre for Veterinary Type Culture Collection, NRC on Equines, Hissar | 0.00 | 0.00 | 0.00 | 129.00 | 120.00 | 249.00 |
| 27 | NRC on Meat, Hyderabad | 0.00 | 0.00 | 0.00 | 390.00 | 267.00 | 859.00 |
| 28 | NRC on Mithun | 2.75 | 117.25 | 120.00 | 257.75 | 400.39 | 1023.14 |
| 29 | NRC on Pig, Guwahati | 8.40 | 73.20 | 81.60 | 400.00 | 463.20 | 1081.60 |
| 30 | AICRP on Pig, NRC on Pig, Guwahati | 0.00 | 91.70 | 91.70 | 170.00 | 389.40 | 712.40 |
| 31 | Mega seed on Pig, NRC on Pig, Guwahati | 0.00 | 8.70 | 8.70 | 0.00 | 244.70 | 340.70 |
| 32 | NRC on Yak, Dirang | 0.00 | 96.35 | 96.35 | 385.00 | 466.35 | 879.35 |
| 33 | NIVEDI, Bangalore | 0.00 | 7.45 | 7.45 | 466.00 | 518.45 | 1239.45 |
| 34 | CIRC, Meerut | 0.00 | 0.00 | 0.00 | 660.00 | 254.00 | 1075.00 |

HEAD-WISE REVISED ESTIMATES 2017-18

(₹ In lakhs)

| Sl. No. | Name of the Unit/AICRP/Nwtwork Project/ ATARI etc. | TSP | | Total | Grand Total (Other than NEH+NEH+TSP) | | | |
|------------------------------|---|------------------------|---------------|---------------|--------------------------------------|-----------------|-----------------|-----------------|
| | | Grant in Aid component | | | Grant in Aid component | | | |
| | | Capital | General | | Capital | Salaries | General | |
| 35 | AICRP on Cattle, CIRC, Meerut | 0.00 | 0.00 | 0.00 | 36.00 | 150.00 | 481.00 | 667.00 |
| 36 | Dte. Of Foot & Mouth Disease, Mukteswar | 0.00 | 0.00 | 0.00 | 344.75 | 250.00 | 1538.50 | 2133.25 |
| 37 | Dte. Of Poultry Research, Hyderabad | 0.00 | 0.00 | 0.00 | 170.00 | 790.50 | 659.00 | 1619.50 |
| 38 | AICRP on Poultry, Dte. Of Poultry Research, Hyderabad | 0.00 | 18.00 | 18.00 | 61.00 | 250.00 | 213.50 | 524.50 |
| 39 | Poultry Seed Project, Dte. Of Poultry Research, Hyderabad | 0.00 | 12.00 | 12.00 | 189.00 | 0.00 | 292.50 | 481.50 |
| TOTAL ANIMAL SCIENCES | | 15.65 | 481.35 | 497.00 | 6185.40 | 38737.00 | 45764.60 | 90687.00 |
| 1 | CAZRI, Johdhpur | 25.00 | 71.00 | 96.00 | 97.00 | 4652.00 | 6961.00 | 11710.00 |
| 2 | CRIDA, Hyderabad | 0.00 | 0.00 | 0.00 | 345.00 | 2200.10 | 1168.00 | 3713.10 |
| 3 | AICRP on Dryland Agriculture, CRIDA, Hyderabad | 0.00 | 0.00 | 0.00 | 10.00 | 2050.00 | 250.00 | 2310.00 |
| 4 | AICRP on Agrometeorology, CRIDA, Hyderabad | 0.00 | 0.00 | 0.00 | 10.00 | 612.00 | 100.00 | 722.00 |
| 5 | IIS & WC (CS & WCR & TI), Dehradun | 10.00 | 23.00 | 33.00 | 131.50 | 3900.00 | 1886.50 | 5918.00 |
| 6 | CSSRI, Karnal | 0.00 | 0.00 | 0.00 | 115.00 | 2450.00 | 1465.50 | 4030.50 |
| 7 | PCU-SAS, CSSRI, Karnal | 0.00 | 0.00 | 0.00 | 0.00 | 559.00 | 56.00 | 615.00 |
| 8 | ICAR RC For NEH Region., Barapani | 273.00 | 565.00 | 838.00 | 1223.00 | 6303.60 | 2517.50 | 10044.10 |
| 9 | ICAR Res. Complex for Eastern Region, Patna | 0.00 | 0.00 | 0.00 | 105.00 | 2051.50 | 1079.50 | 3236.00 |
| 10 | CCARI (ICAR Res. Complex), Goa | 10.00 | 15.00 | 25.00 | 124.00 | 700.25 | 654.87 | 1479.12 |
| 11 | IISS, Bhopal | 0.00 | 10.00 | 10.00 | 58.00 | 1250.00 | 488.00 | 1796.00 |

HEAD-WISE REVISED ESTIMATES 2017-18

(₹ In lakhs)

| Sl. No. | Name of the Unit/AICRP/Nwtwork Project/ ATARI etc. | TSP | | Grand Total (Other than NEH+NEH+TSP) | | | |
|---------|---|------------------------|---------|--------------------------------------|----------|---------|---------|
| | | Grant in Aid component | | Total | | | |
| | | Capital | General | Capital | Salaries | General | |
| 12 | AICRP on Micronutrients, IISS, Bhopal | 0.00 | 10.00 | 10.00 | 510.00 | 125.00 | 645.00 |
| 13 | AICRP on Biofertilizer, IISS, Bhopal | 0.00 | 10.00 | 10.00 | 205.00 | 70.00 | 310.00 |
| 14 | AICRP on STCR, IISS, Bhopal | 0.00 | 10.00 | 10.00 | 542.00 | 106.00 | 658.00 |
| 15 | AICRP on LTFE, IISS, Bhopal | 0.00 | 25.00 | 25.00 | 359.00 | 80.00 | 449.00 |
| 16 | CRP on Conservation Agriculture, IISS, Bhopal | 0.00 | 0.00 | 0.00 | 0.00 | 200.00 | 275.00 |
| 17 | NBSS & LUP, Nagpur | 25.00 | 60.00 | 85.00 | 3200.00 | 3963.50 | 7400.50 |
| 18 | CARI,Jhansi | 0.00 | 0.00 | 0.00 | 676.00 | 318.00 | 1099.00 |
| 19 | AICRP on Agroforestry, CARI, Jhansi | 0.00 | 20.00 | 20.00 | 1000.00 | 110.00 | 1175.00 |
| 20 | IWM, Bhubaneshwar | 0.00 | 5.00 | 5.00 | 762.00 | 282.52 | 1119.52 |
| 21 | AICRP on IWM, IWM, Bhubaneshwar | 0.00 | 10.00 | 10.00 | 2106.00 | 71.00 | 2187.00 |
| 22 | CRP on Water, IWM, Bhubaneshwar | 0.00 | 0.00 | 0.00 | 0.00 | 275.00 | 375.00 |
| 23 | NRC on Integrated Farming, Motihari | 0.00 | 0.00 | 0.00 | 107.00 | 284.38 | 592.38 |
| 24 | Dre. Of Weed Research, Jabalpur | 0.00 | 0.00 | 0.00 | 650.30 | 437.50 | 1141.80 |
| 25 | AICRP on Weed Management, DWR, Jabalpur | 0.00 | 0.00 | 0.00 | 810.00 | 100.00 | 917.00 |
| 26 | IIFSR, Modipuram | 0.00 | 0.00 | 0.00 | 1082.25 | 723.75 | 1864.00 |
| 27 | AICRP on Integrated Farming System, IIFSR, Modipuram | 0.00 | 25.00 | 25.00 | 2200.00 | 420.98 | 2692.98 |
| 28 | Network Project on Organic Farming, IIFSR, Modipuram | 0.00 | 20.00 | 20.00 | 0.00 | 175.00 | 175.00 |

HEAD-WISE REVISED ESTIMATES 2017-18

(₹ In lakhs)

| Sl. No. | Name of the Unit/AICRP/Nwtwork Project/ ATARI etc. | TSP | | Grand Total (Other than NEH+NEH+TSP) | | | Total | |
|---------|---|------------------------|---------------|--------------------------------------|----------------|-----------------|-----------------|-----------------|
| | | Grant in Aid component | | Grant in Aid component | | | | |
| | | Capital | General | Capital | Salaries | General | | |
| 29 | NIASM, Baramati | 0.00 | 20.00 | 20.00 | 1000.00 | 470.00 | 602.00 | 2072.00 |
| | TOTAL NRM DIVISION | 343.00 | 899.00 | 1242.00 | 4342.50 | 41408.00 | 24971.50 | 70722.00 |
| 30 | NICRA, Hyderabad | 0.00 | 0.00 | 0.00 | 1000.00 | 0.00 | 4000.00 | 5000.00 |
| | TOTAL CRAI/NICRA | 0.00 | 0.00 | 0.00 | 1000.00 | 0.00 | 4000.00 | 5000.00 |
| 1 | CIBA, Chennai | 15.00 | 12.00 | 27.00 | 295.00 | 1711.00 | 2874.50 | 4880.50 |
| 2 | AINP on Fish Health, CIBA, Chennai | | | 0.00 | 0.00 | 0.00 | 184.00 | 184.00 |
| 3 | CIFRI, Barrackpore | 5.00 | 14.00 | 19.00 | 322.00 | 2350.60 | 7564.00 | 10236.60 |
| 4 | CIFA, Bhubaneshwar | 5.00 | 15.00 | 20.00 | 368.00 | 2211.80 | 1359.00 | 3938.80 |
| 5 | CIFE, Mumbai | | 11.00 | 11.00 | 256.00 | 3200.60 | 3142.00 | 6598.60 |
| 6 | CIFT, Kochi | | 10.00 | 10.00 | 268.00 | 2725.50 | 1163.00 | 4156.50 |
| 7 | CMFRI, Kochi | 5.00 | 8.00 | 13.00 | 370.00 | 6201.00 | 9124.00 | 15695.00 |
| 8 | ANP Mericulture, CMFRI, Kochi | | | 0.00 | 115.00 | 0.00 | 180.00 | 295.00 |
| 9 | NBFGR, Lucknow | 5.00 | 9.00 | 14.00 | 282.00 | 1180.50 | 938.50 | 2401.00 |
| 10 | CRP Genomics, NBFGR, Lucknow | | | 0.00 | 0.00 | 0.00 | 411.00 | 411.00 |
| 11 | Dte. Of Coldwater Fisheries Research, Bhimtal | 5.00 | 5.00 | 10.00 | 153.00 | 640.00 | 466.00 | 1259.00 |
| | TOTAL FISHEREIES | 40.00 | 84.00 | 124.00 | 2429.00 | 20221.00 | 27406.00 | 50056.00 |
| 1 | CIAE, Bhopal | 0.00 | 0.00 | 0.00 | 80.00 | 3000.90 | 2543.00 | 5623.90 |
| 2 | AICRP on FIM, CIAE, Bhopal | 0.00 | 0.00 | 0.00 | 28.00 | 1360.00 | 180.00 | 1568.00 |

HEAD-WISE REVISED ESTIMATES 2017-18

(₹ In lakhs)

| Sl. No. | Name of the Unit/AICRP/Nwtwork Project/ ATARI etc. | TSP | | Total | Grand Total (Other than NEH+NEH+TSP) | | | Total |
|---------|---|------------------------|-------------|-------------|--------------------------------------|-----------------|----------------|-----------------|
| | | Grant in Aid component | | | Grant in Aid component | | | |
| | | Capital | General | | Capital | Salaries | General | |
| 3 | AICRP on ESA, CIAE, Bhopal | 0.00 | 0.00 | 0.00 | 22.00 | 405.00 | 70.00 | 497.00 |
| 4 | AICRP on EAAI, CIAE, Bhopal | 0.00 | 0.00 | 0.00 | 25.00 | 700.00 | 100.00 | 825.00 |
| 5 | AICRP on UAE, CIAE, Bhopal | 0.00 | 0.00 | 0.00 | 22.00 | 340.00 | 100.00 | 462.00 |
| 6 | CRP On FMPP, CIAE, Bhopal | 0.00 | 0.00 | 0.00 | 7.00 | 0.00 | 93.00 | 100.00 |
| 7 | CRP On EA, CIAE, Bhopal | 0.00 | 0.00 | 0.00 | 6.00 | 0.00 | 80.00 | 86.00 |
| 8 | CIPHET, Ludhiana | 0.00 | 0.00 | 0.00 | 50.00 | 922.00 | 500.00 | 1472.00 |
| 9 | AICRP on PET, CIPHET, Ludhiana | 0.00 | 0.00 | 0.00 | 23.00 | 236.00 | 80.00 | 339.00 |
| 10 | AICRP on PHET, CIPHET, Ludhiana | 0.00 | 0.00 | 0.00 | 28.00 | 1639.00 | 330.00 | 1997.00 |
| 11 | CRP On SA, CIPHET, Ludhiana | 0.00 | 0.00 | 0.00 | 6.00 | 0.00 | 100.00 | 106.00 |
| 12 | CRP On HF, CIPHET, Ludhiana | 0.00 | 0.00 | 0.00 | 6.00 | 0.00 | 100.00 | 106.00 |
| 13 | CIRCOT, Mumbai | 0.00 | 0.00 | 0.00 | 50.00 | 1700.50 | 2260.00 | 4010.50 |
| 14 | CRP on Natural Fibres, CIRCOT, Mumbai | 0.00 | 0.00 | 0.00 | 6.00 | 0.00 | 60.00 | 66.00 |
| 15 | IINRG, Ranchi | 0.00 | 0.00 | 0.00 | 60.00 | 1280.60 | 630.00 | 1970.60 |
| 16 | NWP on HP VANR&G, IINRG, Ranchi | 0.00 | 0.00 | 0.00 | 12.00 | 0.00 | 125.00 | 137.00 |
| 17 | NWP on CLIGR, IINRG, Ranchi | 0.00 | 0.00 | 0.00 | 12.00 | 0.00 | 125.00 | 137.00 |
| 18 | NIRJAFT, Kolkata | 0.00 | 0.00 | 0.00 | 30.00 | 1107.00 | 967.00 | 2104.00 |
| | TOTAL AGRICULTURAL ENGINEERING | 0.00 | 0.00 | 0.00 | 473.00 | 12691.00 | 8443.00 | 21607.00 |
| 1 | IASRI including CABin, New Delhi | 0.00 | 0.00 | 0.00 | 109.00 | 2802.00 | 3549.20 | 6460.20 |

HEAD-WISE REVISED ESTIMATES 2017-18

(₹ In lakhs)

| Sl. No. | Name of the Unit/AICRP/Nwtwork Project/ ATARI etc. | TSP | | Total | Grand Total (Other than NEH+NEH+TSP) | | | Total |
|---------|---|------------------------|----------------|----------------|--------------------------------------|----------------|-----------------|-----------------|
| | | Grant in Aid component | | | Grant in Aid component | | | |
| | | Capital | General | | Capital | Salaries | General | |
| 2 | NIAP & PR, New Delhi | 0.00 | 0.00 | 0.00 | 84.00 | 501.00 | 462.80 | 1047.80 |
| | TOTAL ECO. STATISTICS & MANAGEMENT | 0.00 | 0.00 | 0.00 | 193.00 | 3303.00 | 4012.00 | 7508.00 |
| 1 | NAARM, Hyderabad | 0.00 | 0.00 | 0.00 | 500.00 | 2491.00 | 5434.00 | 8425.00 |
| 2 | CIWA, Bhubaneshwar | 0.00 | 0.00 | 0.00 | 574.00 | 487.00 | 390.00 | 1451.00 |
| 3 | AICRP on Home Science, CIWA, Bhubaneshwar | 0.00 | 0.00 | 0.00 | 150.00 | 1500.00 | 860.00 | 2510.00 |
| 4 | Strengthening and Development of Higher Agricultural Education in India | 1000.00 | 2354.00 | 3354.00 | 32696.00 | 850.00 | 28233.00 | 61779.00 |
| | TOTAL AG. EDUCATION DIVISION | 1000.00 | 2354.00 | 3354.00 | 33920.00 | 5328.00 | 34917.00 | 74165.00 |
| 1 | HEADQUARTERS UNIT | | | 0.00 | 176.50 | 7805.00 | 10551.00 | 18532.50 |
| 2 | EXTRA MURAL FUND | | | 0.00 | 180.00 | 0.00 | 220.00 | 400.00 |
| 3 | AUDITORIUM | | | 0.00 | 7425.00 | 0.00 | 0.00 | 7425.00 |
| 4 | ASRB | | | 0.00 | 200.00 | 720.00 | 1051.00 | 1971.00 |
| 5 | SOCIETIES/AWARD | | | 0.00 | 80.00 | 0.00 | 570.00 | 650.00 |
| 6 | NASM | | | 0.00 | 100.00 | 0.00 | 0.00 | 100.00 |
| 7 | INT. COOP - CGIAR | | | 0.00 | 0.00 | 0.00 | 5130.00 | 5130.00 |
| 8 | HRM | | | 0.00 | 0.00 | 0.00 | 650.00 | 650.00 |
| 9 | Publicity and Public Relations | | | 0.00 | 0.00 | 0.00 | 750.00 | 750.00 |
| 10 | CERA | | | 0.00 | 436.00 | 0.00 | 3247.00 | 3683.00 |
| 11 | NAIF | | | 0.00 | 500.00 | 0.00 | 1300.00 | 1800.00 |

HEAD-WISE REVISED ESTIMATES 2017-18

(₹ In lakhs)

| Sl. No. | Name of the Unit/AICRP/Nwtwork Project/ ATARI etc. | TSP | | Total | Grand Total (Other than NEH+NEH+TSP) | | | Total |
|---------|---|------------------------|-------------|---------------|--------------------------------------|----------------|-----------------|-----------------|
| | | Grant in Aid component | | | Grant in Aid component | | | |
| | | Capital | General | | Capital | Salaries | General | |
| 12 | CREATION AND MAINTENANCE OF INFRASTRUCTURE | | | 0.00 | 2171.50 | 0.00 | 25.00 | 2196.50 |
| 13 | EVALUATION OF SCHEMES | | | 0.00 | 0.00 | 0.00 | 25.00 | 25.00 |
| 14 | ICAR Res. Data Repository | | | 0.00 | 54.00 | 0.00 | 281.00 | 335.00 |
| 15 | Swachhata Action Plan | | | 0.00 | 0.00 | 0.00 | 150.00 | 150.00 |
| | TOTAL ICAR HQRS. | 0.00 | 0.00 | 0.00 | 11323.00 | 8525.00 | 23950.00 | 43798.00 |
| 1 | PIU, NASF | | | 0.00 | 2180.00 | 120.00 | 1475.00 | 3775.00 |
| 2 | Funding to Projects | | | 0.00 | 0.00 | 0.00 | 0.00 | 0.00 |
| | TOTAL OTHERS | 0.00 | 0.00 | 0.00 | 2180.00 | 120.00 | 1475.00 | 3775.00 |
| 1 | DKMA, New Delhi | 0.00 | 0.00 | 0.00 | 25.00 | 533.00 | 450.00 | 1008.00 |
| 2 | ATARI ZONE-I, Ludhiana | 124.00 | 224.00 | 348.00 | 871.50 | 7330.00 | 1252.35 | 9453.85 |
| 3 | ATARI ZONE-II, Jodhpur | 43.00 | 116.50 | 159.50 | 457.02 | 6560.00 | 880.05 | 7897.07 |
| 4 | ATARI ZONE-III, Kanpur | 36.00 | 116.50 | 152.50 | 579.00 | 8000.00 | 989.50 | 9568.50 |
| 5 | ATARI ZONE-IV, Patna | 78.65 | 254.30 | 332.95 | 834.85 | 6189.00 | 1302.75 | 8326.60 |
| 6 | ATARI ZONE-V, Kolkata | 126.35 | 145.50 | 271.85 | 1100.35 | 4818.92 | 1342.50 | 7261.77 |
| 7 | ATARI ZONE-VI, Guwahati | 185.00 | 197.20 | 382.20 | 660.00 | 4386.00 | 794.20 | 5840.20 |
| 8 | ATARI ZONE-VII, Barapani | 185.00 | 260.50 | 445.50 | 531.00 | 3890.00 | 826.50 | 5247.50 |

HEAD-WISE REVISED ESTIMATES 2017-18

(₹ In lakhs)

| Sl. No. | Name of the Unit/AICRP/Nwtwork Project/ ATARI etc. | TSP | | Total | Grand Total (Other than NEH+NEH+TSP) | | | Total |
|---------|---|------------------------|----------------|----------------|--------------------------------------|-----------------|------------------|-------|
| | | Grant in Aid component | | | Grant in Aid component | | | |
| | | Capital | General | Capital | Salaries | General | | |
| 9 | ATARI ZONE-VIII, Pune | 67.00 | 187.50 | 254.50 | 8289.00 | 1279.50 | 10385.85 | |
| 10 | ATARI ZONE-IX, Jabalpur | 95.00 | 225.50 | 320.50 | 5815.00 | 1136.55 | 8228.96 | |
| 11 | ATARI ZONE-X, Hyderabad | 90.00 | 197.50 | 287.50 | 7000.08 | 1453.61 | 9128.46 | |
| 12 | ATARI ZONE-XI, Bangalore | 0.00 | 0.00 | 0.00 | 4889.00 | 835.73 | 6174.73 | |
| 13 | FARMER FIRST | 0.00 | 0.00 | 0.00 | 0.00 | 1704.76 | 1988.51 | |
| 14 | ARYA | 50.00 | 100.00 | 150.00 | 0.00 | 400.00 | 550.00 | |
| 15 | EMF | 0.00 | 0.00 | 0.00 | 0.00 | 0.00 | 0.00 | |
| 16 | NETWORK PROJECT | 0.00 | 0.00 | 0.00 | 0.00 | 0.00 | 0.00 | |
| 17 | DISASTER MGMT. | 0.00 | 0.00 | 0.00 | 0.00 | 10.00 | 40.00 | |
| | TOTAL AGRICULTURAL EXTENSION | 1080.00 | 2025.00 | 3105.00 | 67700.00 | 8742.00 | 14658.00 | |
| 1 | National Agricultural Higher Education Project (NAHEP) | | | 0.00 | 0.00 | 490.00 | 500.00 | |
| | TOTAL NAHEP | 0.00 | 0.00 | 0.00 | 0.00 | 490.00 | 500.00 | |
| | GRAND TOTAL | 2506.65 | 6809.35 | 9316.00 | 311537.00 | 81302.48 | 674055.00 | |

PART – VI

FINAL REVISED ESTIMATES 2017-18

FINAL REVISED ESTIMATES 2017-18

(₹ In lakhs)

| Sl. No. | Name of the Unit/ AICRP/Nwtnwork Project/ATARI etc. | Other than NEH & TSP | | | | | NEH | | | Total |
|---------|---|------------------------|----------|----------|---------|----------|------------------------|----------|---------|-------|
| | | Grant in Aid component | | | | | Grant in Aid component | | | |
| | | Capital | Salaries | Pension | General | Total | Capital | Salaries | General | |
| 1 | CICR, Nagpur | 85.00 | 2454.58 | 485.00 | 931.75 | 3956.33 | 0.00 | 0.00 | 0.00 | 0.00 |
| 2 | AICRP on Cotton, CICR, Nagpur | 0.00 | 1568.00 | 0.00 | 147.00 | 1715.00 | 0.00 | 0.00 | 0.00 | 0.00 |
| 3 | CRIJAF, Barrackpore | 27.00 | 1880.25 | 460.00 | 563.75 | 2931.00 | 0.00 | 0.00 | 0.00 | 0.00 |
| 4 | AINPJAF, CRIJAF, Barrackpore | 0.00 | 181.00 | 0.00 | 51.00 | 232.00 | 0.00 | 75.00 | 0.00 | 75.00 |
| 5 | NRRI, Cuttack | 1462.00 | 2850.08 | 4200.00 | 988.50 | 9500.58 | 0.00 | 0.00 | 34.00 | 34.00 |
| 6 | Incentivizing Research in Agriculture, NRRI, Cuttack | 300.00 | 0.00 | 0.00 | 681.85 | 981.85 | 0.00 | 0.00 | 0.00 | 0.00 |
| 7 | CTRI, Rajamundry | 32.00 | 2237.00 | 2452.00 | 463.25 | 5184.25 | 0.00 | 0.00 | 0.00 | 0.00 |
| 8 | NETWORK on Tobacco, CTRI, Rajamundry | 0.00 | 265.00 | 0.00 | 18.00 | 283.00 | 0.00 | 0.00 | 0.00 | 0.00 |
| 9 | IARI, New Delhi | 898.00 | 19176.90 | 20202.00 | 8732.25 | 49009.15 | 0.00 | 0.00 | 40.00 | 40.00 |
| 10 | Pesticide Residues, IARI, New Delhi | 1.00 | 376.00 | 0.00 | 100.00 | 477.00 | 0.00 | 40.00 | 0.00 | 40.00 |
| 11 | AICRP Nematode, IARI, New Delhi | 0.00 | 466.00 | 0.00 | 80.00 | 546.00 | 0.00 | 40.00 | 0.00 | 40.00 |
| 12 | CRP On Hybrid Technology, IARI, New Delhi | 50.00 | 0.00 | 0.00 | 400.00 | 450.00 | 0.00 | 0.00 | 0.00 | 0.00 |
| 13 | CRP On Molecular Breeding, IARI, New Delhi | 50.00 | 0.00 | 0.00 | 300.00 | 350.00 | 0.00 | 0.00 | 0.00 | 0.00 |
| 14 | AICRP on Honey Bee & Pollinator, IARI, NEW DELHI | 0.00 | 402.00 | 0.00 | 65.00 | 467.00 | 0.00 | 70.00 | 0.00 | 70.00 |

FINAL REVISED ESTIMATES 2017-18

(₹ In lakhs)

| Sl. No. | Name of the Unit/ AICRP/Nwtnwork Project/ATARI etc. | Other than NEH & TSP | | | | | NEH | | | Total |
|---------|---|------------------------|----------|---------|---------|----------|------------------------|----------|---------|--------|
| | | Grant in Aid component | | | | | Grant in Aid component | | | |
| | | Capital | Salaries | Pension | General | Total | Capital | Salaries | General | |
| 15 | IARI Types Deemed University, Assam | 5.84 | 0.00 | 0.00 | 50.00 | 55.84 | 0.00 | 0.00 | 0.00 | 0.00 |
| 16 | IARI Types Deemed University, Jharkhand | 580.00 | 0.00 | 0.00 | 7.70 | 587.70 | 0.00 | 0.00 | 0.00 | 0.00 |
| 17 | IGFRI, Jhansi | 25.00 | 3060.30 | 380.00 | 750.00 | 4215.30 | 0.00 | 0.00 | 0.00 | 0.00 |
| 18 | AICRP on Forage Crops and Utilization, IGFRI, Jhansi | 5.00 | 690.65 | 0.00 | 110.25 | 805.90 | 0.00 | 70.00 | 0.00 | 70.00 |
| 19 | IIPR, Kanpur | 80.85 | 2024.25 | 185.00 | 646.75 | 2936.85 | 0.00 | 0.00 | 0.00 | 0.00 |
| 20 | AICRP on Chickpea, IIPR, Kanpur | 0.00 | 890.00 | 0.00 | 110.00 | 1000.00 | 0.00 | 70.00 | 0.00 | 70.00 |
| 21 | AICRP on Mullarp, IIPR, Kanpur | 0.00 | 940.00 | 0.00 | 130.00 | 1070.00 | 0.00 | 170.00 | 0.00 | 170.00 |
| 22 | AICRP on Pigeonpea, IIPR, Kanpur | 0.00 | 800.00 | 0.00 | 92.00 | 892.00 | 0.00 | 100.00 | 0.00 | 100.00 |
| 23 | AICRP on Arid Legumes, IIPR Kanpur | 0.00 | 240.00 | 0.00 | 45.00 | 285.00 | 0.00 | 0.00 | 0.00 | 0.00 |
| 24 | IISR, Lucknow | 129.00 | 2732.00 | 1615.00 | 793.00 | 5269.00 | 0.00 | 0.00 | 0.00 | 0.00 |
| 25 | AICRP on Sugercane, IISR, Lucknow | 0.00 | 836.00 | 0.00 | 120.65 | 956.65 | 0.00 | 80.00 | 0.00 | 80.00 |
| 26 | NBAIM, Maunath Bhanjan | 337.15 | 400.00 | 16.00 | 405.00 | 1158.15 | 0.00 | 0.00 | 0.00 | 0.00 |
| 27 | AMAAS, NBAIM, Mau | 0.00 | 0.00 | 0.00 | 300.00 | 300.00 | 0.00 | 0.00 | 0.00 | 0.00 |
| 28 | NBPGR, New Delhi | 1957.00 | 3839.00 | 3402.74 | 1538.00 | 10736.74 | 0.00 | 0.00 | 30.00 | 30.00 |

FINAL REVISED ESTIMATES 2017-18

(₹ In lakhs)

| Sl. No. | Name of the Unit/ AICRP/Nwtnwork Project/ATARI etc. | Other than NEH & TSP | | | | | NEH | | | Total |
|---------|---|------------------------|----------|---------|---------|---------|------------------------|----------|---------|-------|
| | | Grant in Aid component | | | | | Grant in Aid component | | | |
| | | Capital | Salaries | Pension | General | Total | Capital | Salaries | General | |
| 29 | AICRP POTENTIAL CROP, NBPGR, New Delhi | 0.00 | 220.00 | 0.00 | 16.00 | 236.00 | 0.00 | 0.00 | 0.00 | 0.00 |
| 30 | CRP-AGRO BIODIVER- SITY, NBPGR, New Delhi | 9.85 | 0.00 | 0.00 | 190.15 | 200.00 | 0.00 | 0.00 | 0.00 | 0.00 |
| 31 | SBI, Coimbatore | 112.00 | 2700.00 | 400.00 | 462.50 | 3674.50 | 0.00 | 0.00 | 0.00 | 0.00 |
| 32 | VPKAS, Almora | 62.00 | 1058.25 | 183.76 | 443.75 | 1747.76 | 0.00 | 0.00 | 0.00 | 0.00 |
| 33 | NRCIPM, New Delhi | 455.00 | 695.20 | 43.00 | 165.50 | 1358.70 | 0.00 | 0.00 | 15.00 | 15.00 |
| 34 | AINP On Soil Arthropod Pests, NRCIPM, New Delhi | 10.00 | 155.00 | 0.00 | 69.50 | 234.50 | 0.00 | 20.00 | 0.00 | 20.00 |
| 35 | AINP on Agricultural Acarology, NRCIPM, New Delhi | 0.00 | 190.00 | 0.00 | 18.80 | 208.80 | 0.00 | 0.00 | 0.00 | 0.00 |
| 36 | DGR, Junagadh | 113.45 | 876.70 | 225.13 | 419.60 | 1634.88 | 0.00 | 0.00 | 0.00 | 0.00 |
| 37 | AICRP on Groudnut, DGR, Junagadh | 0.00 | 810.00 | 0.00 | 114.00 | 924.00 | 0.00 | 0.00 | 0.00 | 0.00 |
| 38 | NRC Plant Biotechnology, New Delhi | 90.00 | 775.00 | 77.00 | 510.00 | 1452.00 | 0.00 | 0.00 | 0.00 | 0.00 |
| 39 | NETWORK PROJECT ON TRANSGENIC IN CROPS, NRCPB, New Delhi | 8.00 | 0.00 | 0.00 | 300.00 | 308.00 | 0.00 | 0.00 | 0.00 | 0.00 |
| 40 | DR & MR, Bharatpur | 105.00 | 555.50 | 74.26 | 334.00 | 1068.76 | 0.00 | 0.00 | 0.00 | 0.00 |
| 41 | AICRP on R&M, DR & MR, Bharatpur | 0.00 | 1262.77 | 0.00 | 140.00 | 1402.77 | 0.00 | 60.00 | 0.00 | 60.00 |

FINAL REVISED ESTIMATES 2017-18

(₹ In lakhs)

| Sl. No. | Name of the Unit/ AICRP/Nwtnwork Project/ATARI etc. | Other than NEH & TSP | | | | | NEH | | | Total |
|---------|---|------------------------|----------|---------|---------|---------|------------------------|----------|---------|--------|
| | | Grant in Aid component | | | | | Grant in Aid component | | | |
| | | Capital | Salaries | Pension | General | Total | Capital | Salaries | General | |
| 42 | IIMR, Hyderabad | 207.00 | 1240.15 | 65.45 | 497.00 | 2009.60 | 0.00 | 0.00 | 0.00 | 0.00 |
| 43 | AICRP on Sorghum, IIMR, Hyderabad | 0.00 | 646.00 | 0.00 | 100.00 | 746.00 | 0.00 | 0.00 | 0.00 | 0.00 |
| 44 | AICRP on Pearl Millets, IIMR, Hyderabad | 0.00 | 784.00 | 0.00 | 85.00 | 869.00 | 0.00 | 0.00 | 0.00 | 0.00 |
| 45 | AICRP on Small Millets, IIMR, Hyderabad | 0.00 | 502.50 | 0.00 | 45.00 | 547.50 | 0.00 | 40.00 | 0.00 | 40.00 |
| 46 | IISR, Indore | 31.00 | 902.00 | 82.00 | 377.18 | 1392.18 | 0.00 | 0.00 | 0.00 | 0.00 |
| 47 | AICRP on Soyabean, Indore | 0.00 | 710.00 | 0.00 | 102.50 | 812.50 | 0.00 | 100.00 | 0.00 | 100.00 |
| 48 | NBAIR, Bengaluru | 100.00 | 911.12 | 62.79 | 427.50 | 1501.41 | 0.00 | 0.00 | 0.00 | 0.00 |
| 49 | AICRP on Biological Control, NBAIR, Bengaluru | 0.00 | 374.00 | 0.00 | 45.24 | 419.24 | 0.00 | 35.00 | 0.00 | 35.00 |
| 50 | IIMR, Ludhiana | 322.00 | 489.40 | 54.00 | 653.50 | 1518.90 | 0.00 | 0.00 | 23.00 | 23.00 |
| 51 | AICRP On Maize, IIMR, New Delhi | 0.00 | 1302.00 | 0.00 | 250.00 | 1552.00 | 0.00 | 10.00 | 15.00 | 25.00 |
| 52 | IIOB, Hyderabad | 171.20 | 1876.25 | 257.03 | 633.75 | 2938.23 | 0.00 | 0.00 | 8.00 | 8.00 |
| 53 | AICRP on Oilseed, Hyderabad | 0.00 | 1280.00 | 0.00 | 139.00 | 1419.00 | 0.00 | 0.00 | 0.00 | 0.00 |
| 54 | AICRP on Linseed, IIOB, Hyderabad | 5.00 | 460.00 | 0.00 | 57.00 | 522.00 | 0.00 | 40.00 | 0.00 | 40.00 |
| 55 | AICRP on Sesame & Niger, IIOB, Hyderabad | 0.00 | 958.00 | 0.00 | 67.00 | 1025.00 | 0.00 | 0.00 | 0.00 | 0.00 |

FINAL REVISED ESTIMATES 2017-18

(₹ In lakhs)

| Sl. No. | Name of the Unit/ AICRP/Ntwork Project/ATARI etc. | Other than NEH & TSP | | | | | NEH | | | Total |
|----------------------------|---|------------------------|-----------------|-----------------|-----------------|------------------|------------------------|----------------|---------------|----------------|
| | | Grant in Aid component | | | | | Grant in Aid component | | | |
| | | Capital | Salaries | Pension | General | Total | Capital | Salaries | General | |
| 56 | IIRR, Hyderabad | 3.00 | 2190.00 | 400.00 | 584.00 | 3177.00 | 0.00 | 0.00 | 0.00 | 0.00 |
| 57 | AICRP on Rice, IIRR, Hyderabad | 0.00 | 1702.00 | 0.00 | 360.00 | 2062.00 | 0.00 | 215.00 | 0.00 | 215.00 |
| 58 | CRP on Rice Biofortification, IIRR, Hyderabad | 20.00 | 0.00 | 0.00 | 430.00 | 450.00 | 0.00 | 0.00 | 0.00 | 0.00 |
| 59 | IWBR, Kamal | 323.00 | 1585.00 | 332.00 | 734.00 | 2974.00 | 0.00 | 0.00 | 0.00 | 0.00 |
| 60 | AICRP on Wheat & Barley, IWBR, Kamal | 0.00 | 1800.00 | 0.00 | 140.00 | 1940.00 | 0.00 | 40.00 | 5.00 | 45.00 |
| 61 | IISS, Maunath Bhanjan | 30.00 | 325.00 | 14.50 | 276.50 | 646.00 | 0.00 | 0.00 | 0.00 | 0.00 |
| 62 | AICRP NSP (CROPS), DSR, Maunath Bhanjan | 0.00 | 1633.80 | 0.00 | 32.00 | 1665.80 | 0.00 | 100.00 | 0.00 | 100.00 |
| 63 | Seed Production in Agricultural Corps and Fisheries, DSR, Mau | 0.00 | 0.00 | 0.00 | 693.35 | 693.35 | 0.00 | 0.00 | 0.00 | 0.00 |
| 64 | NIBSM, Raipur | 1930.94 | 273.00 | 10.00 | 194.20 | 2408.14 | 0.00 | 0.00 | 0.00 | 0.00 |
| 65 | IIAB, Ranchi | 149.30 | 212.00 | 10.00 | 119.00 | 490.30 | 0.00 | 0.00 | 0.00 | 0.00 |
| 66 | AINP on Vertibrate Pest Management, CAZRI, Jodhpur | 0.00 | 302.00 | 0.00 | 45.20 | 347.20 | 0.00 | 55.00 | 0.00 | 55.00 |
| Total Crop Sciences | | 10282.58 | 80065.65 | 35688.66 | 28892.42 | 154929.31 | 0.00 | 1430.00 | 170.00 | 1600.00 |
| 1 | CIARI, Port Blair | 5.00 | 1625.20 | 231.05 | 502.55 | 2363.80 | 0.00 | 0.00 | 0.00 | 0.00 |
| 2 | CIAH, Bikaner | 6.00 | 1350.00 | 98.00 | 410.00 | 1864.00 | 0.00 | 0.00 | 2.00 | 2.00 |

FINAL REVISED ESTIMATES 2017-18

(₹ In lakhs)

| Sl. No. | Name of the Unit/ AICRP/Ntwork Project/ATARI etc. | Other than NEH & TSP | | | | | NEH | | | Total |
|---------|---|------------------------|----------|---------|---------|----------|------------------------|----------|---------|--------|
| | | Grant in Aid component | | | | | Grant in Aid component | | | |
| | | Capital | Salaries | Pension | General | Total | Capital | Salaries | General | |
| 3 | AICRP on AZF, CIAH, Bikaner | 0.00 | 645.00 | 0.00 | 120.00 | 765.00 | 0.00 | 0.00 | 0.00 | 0.00 |
| 4 | CISH, Lucknow | 7.00 | 1540.00 | 592.50 | 380.00 | 2519.50 | 0.00 | 0.00 | 2.00 | 2.00 |
| 5 | CITH, Srinagar | 6.00 | 452.50 | 36.00 | 468.90 | 963.40 | 0.00 | 0.00 | 20.00 | 20.00 |
| 6 | CPCRI, Kasaragod | 25.00 | 2910.10 | 2862.00 | 1462.00 | 7259.10 | 0.00 | 0.00 | 2.00 | 2.00 |
| 7 | AICRP on Palms, CPCRI, Kasaragod | 1.00 | 324.57 | 0.00 | 250.00 | 575.57 | 0.00 | 0.00 | 15.00 | 15.00 |
| 8 | CPRI, Shimla | 18.00 | 3290.00 | 2260.00 | 965.00 | 6533.00 | 0.00 | 0.00 | 2.00 | 2.00 |
| 9 | AICRP on Potato, CPRI, Shimla | 0.00 | 438.00 | 0.00 | 60.00 | 498.00 | 0.00 | 42.00 | 15.00 | 57.00 |
| 10 | CTCRI, Thiruvanthapuram | 11.00 | 1520.00 | 342.00 | 369.80 | 2242.80 | 0.00 | 0.00 | 2.00 | 2.00 |
| 11 | AICRP on Tuber Crops, CTCRI, Thiruvanthapuram | 0.00 | 204.00 | 0.00 | 100.00 | 304.00 | 0.00 | 21.00 | 27.00 | 48.00 |
| 12 | IIHR, Bangalore | 43.00 | 5200.00 | 3750.00 | 1790.00 | 10783.00 | 0.00 | 0.00 | 5.00 | 5.00 |
| 13 | AICRP on Fruit, IIHR, Bangalore | 0.00 | 1997.00 | 0.00 | 360.00 | 2357.00 | 0.00 | 227.00 | 80.00 | 307.00 |
| 14 | IISR, Calicut | 6.00 | 1150.00 | 140.00 | 545.00 | 1841.00 | 0.00 | 0.00 | 2.00 | 2.00 |
| 15 | AICRP on Spices, IISR, Calicut | 0.00 | 425.00 | 0.00 | 72.00 | 497.00 | 0.00 | 0.00 | 30.00 | 30.00 |
| 16 | IIVR, Varanasi | 3.00 | 1185.00 | 40.40 | 760.00 | 1988.40 | 0.00 | 0.00 | 2.00 | 2.00 |
| 17 | AICRP on Vegetables, IIVR, Varanasi | 1.00 | 1452.46 | 0.00 | 300.00 | 1753.46 | 0.00 | 20.00 | 30.00 | 50.00 |
| 18 | NRC for Banana, Tiruchirappalli | 0.00 | 572.00 | 29.96 | 438.00 | 1039.96 | 0.00 | 0.00 | 2.00 | 2.00 |

FINAL REVISED ESTIMATES 2017-18

(₹ In lakhs)

| Sl. No. | Name of the Unit/ AICRP/Ntwork Project/ATARI etc. | Other than NEH & TSP | | | | | NEH | | | Total |
|---------|---|------------------------|----------|---------|---------|---------|------------------------|----------|---------|--------|
| | | Grant in Aid component | | | | | Grant in Aid component | | | |
| | | Capital | Salaries | Pension | General | Total | Capital | Salaries | General | |
| 19 | Dte. for Cashew Research, Puttur | 1.00 | 527.19 | 116.00 | 324.00 | 968.19 | 0.00 | 0.00 | 2.00 | 2.00 |
| 20 | AICRP on Cashew, Dte. For Cashew Research, Puttur | 0.00 | 249.57 | 0.00 | 110.00 | 359.57 | 0.00 | 0.00 | 39.00 | 39.00 |
| 21 | CCRI, Nagpur | 12.00 | 734.00 | 7.00 | 595.00 | 1348.00 | 2.00 | 0.00 | 20.00 | 22.00 |
| 22 | NRC For Grapes, Pune | 7.00 | 465.10 | 30.00 | 413.75 | 915.85 | 0.00 | 0.00 | 5.00 | 5.00 |
| 23 | DMAPR, Anand | 5.00 | 430.00 | 0.00 | 377.00 | 812.00 | 0.00 | 0.00 | 2.00 | 2.00 |
| 24 | AICRP on MAP & Betelvine, DMAPR, Anand | 0.00 | 838.00 | 0.00 | 110.00 | 948.00 | 0.00 | 16.00 | 10.00 | 26.00 |
| 25 | Dte. on Mushroom, Solan | 5.00 | 409.00 | 72.50 | 375.00 | 861.50 | 0.00 | 0.00 | 17.00 | 17.00 |
| 26 | AICRP on Mushroom, DMR, Solan | 0.00 | 226.00 | 0.00 | 90.00 | 316.00 | 0.00 | 6.00 | 20.00 | 26.00 |
| 27 | IIOPR, Pedavegi | 3.14 | 564.00 | 51.70 | 470.00 | 1088.84 | 0.00 | 0.00 | 2.00 | 2.00 |
| 28 | Dte. on Onion & Garlic, Pune | 2.86 | 451.50 | 1.39 | 500.00 | 955.75 | 0.00 | 0.00 | 2.00 | 2.00 |
| 29 | NRC on Orchids, Sikkim | 0.00 | 0.00 | 0.00 | 1.00 | 1.00 | 0.00 | 270.50 | 107.00 | 377.50 |
| 30 | NRC Seed Spices, Ajmer | 5.00 | 415.00 | 33.00 | 400.00 | 853.00 | 0.00 | 0.00 | 2.00 | 2.00 |
| 31 | NRC For Litchi, Muzaffarpur | 7.00 | 310.00 | 0.00 | 403.00 | 720.00 | 0.00 | 0.00 | 2.00 | 2.00 |
| 32 | NRC for Pomegranate, Solapur | 10.00 | 250.00 | 65.34 | 468.00 | 793.34 | 0.00 | 0.00 | 2.00 | 2.00 |
| 33 | Dte. of Floriculture, Pune | 2.00 | 221.50 | 0.00 | 297.00 | 520.50 | 0.00 | 0.00 | 2.00 | 2.00 |

FINAL REVISED ESTIMATES 2017-18

(₹ In lakhs)

| Sl. No. | Name of the Unit/ AICRP/Network Project/ATARI etc. | Other than NEH & TSP | | | | | NEH | | | Total |
|---------|---|------------------------|-----------------|-----------------|-----------------|-----------------|------------------------|---------------|---------------|----------------|
| | | Grant in Aid component | | | | | Grant in Aid component | | | |
| | | Capital | Salaries | Pension | General | Total | Capital | Salaries | General | |
| 34 | AICRP on Floriculture, Dte. of Floriculture, Pune | 0.00 | 627.00 | 0.00 | 80.00 | 707.00 | 0.00 | 0.00 | 10.00 | 10.00 |
| | Total HORTICULTURAL SCIENCES | 192.00 | 32998.69 | 10758.84 | 14367.00 | 58316.53 | 2.00 | 602.50 | 482.00 | 1086.50 |
| 1 | CARI, Izatnagar | 267.00 | 1815.00 | 512.00 | 913.00 | 3507.00 | 0.00 | 0.00 | 0.00 | 0.00 |
| 2 | CIRB, Hissar | 239.24 | 1979.25 | 126.82 | 702.35 | 3047.66 | 0.00 | 0.00 | 0.00 | 0.00 |
| 3 | Network on buffaloes | 104.00 | 111.00 | 0.00 | 275.50 | 490.50 | 3.00 | 24.00 | 33.00 | 60.00 |
| 4 | CIRG, Makhdoom | 124.50 | 2640.00 | 397.50 | 354.50 | 3516.50 | 0.00 | 0.00 | 0.00 | 0.00 |
| 5 | AICRP on Goats, CIRG, Makhdoom | 121.00 | 0.00 | 0.00 | 325.00 | 446.00 | 0.00 | 0.00 | 25.00 | 25.00 |
| 6 | CSWRI, Avikanagar | 160.00 | 2750.00 | 300.00 | 955.00 | 4165.00 | 2.00 | 0.00 | 0.00 | 2.00 |
| 7 | AICRP on Mega Sheep Seed Project, CSWRI, Avikanagar | 10.00 | 0.00 | 0.00 | 115.00 | 125.00 | 0.00 | 0.00 | 0.00 | 0.00 |
| 8 | Network on Sheep Im- provement, CSWRI, Avikanagar | 5.00 | 98.00 | 0.00 | 198.00 | 301.00 | 0.00 | 0.00 | 0.00 | 0.00 |
| 9 | IVRI, Izatnagar | 890.00 | 12601.15 | 16150.00 | 4123.05 | 33764.20 | 0.00 | 0.00 | 50.00 | 50.00 |
| 10 | Outreach Prog. On Env. Pollutant, IVRI, Izatnagar | 29.00 | 0.00 | 0.00 | 90.00 | 119.00 | 0.00 | 0.00 | 0.00 | 0.00 |
| 11 | Outreach Prog. On Zoonotic Diseases, IVRI, Izatnagar | 24.00 | 0.00 | 0.00 | 137.00 | 161.00 | 0.00 | 0.00 | 0.00 | 0.00 |

FINAL REVISED ESTIMATES 2017-18

(₹ In lakhs)

| Sl. No. | Name of the Unit/ AICRP/Ntwork Project/ATARI etc. | Other than NEH & TSP | | | | | NEH | | | Total |
|---------|--|------------------------|----------|---------|---------|----------|------------------------|----------|---------|-------|
| | | Grant in Aid component | | | | | Grant in Aid component | | | |
| | | Capital | Salaries | Pension | General | Total | Capital | Salaries | General | |
| 12 | Outreach Prog, on Ethno vety. Medicine, IVRI, Izatnagar | 10.00 | 0.00 | 0.00 | 68.00 | 78.00 | 0.00 | 0.00 | 0.00 | 0.00 |
| 13 | Network on GIP,IVRI, Izatnagar | 5.00 | 0.00 | 0.00 | 68.00 | 73.00 | 0.00 | 0.00 | 0.00 | 0.00 |
| 14 | Network on BTD, IVRI, Izatnagar | 21.00 | 0.00 | 0.00 | 42.00 | 63.00 | 0.00 | 0.00 | 0.00 | 0.00 |
| 15 | Network on Neonatal Mortality, IVRI, Izatnagar | 25.00 | 0.00 | 0.00 | 69.00 | 94.00 | 0.00 | 0.00 | 0.00 | 0.00 |
| 16 | Network on Diag. Imaging Tech., IVRI, Izatnagar | 209.00 | 0.00 | 0.00 | 63.00 | 272.00 | 0.00 | 0.00 | 0.00 | 0.00 |
| 17 | CRP on V&D, IVRI, Izatnagar | 171.00 | 0.00 | 0.00 | 460.00 | 631.00 | 0.00 | 0.00 | 0.00 | 0.00 |
| 18 | NIHSAD, Bhopal | 78.00 | 590.00 | 84.00 | 731.90 | 1483.90 | 0.00 | 0.00 | 18.00 | 18.00 |
| 19 | NBAGR, Karnal | 43.80 | 877.00 | 52.50 | 362.00 | 1335.30 | 0.00 | 0.00 | 0.00 | 0.00 |
| 20 | Network Project on Animal Genetic Resources, NBAGR, Karnal | 6.00 | 0.00 | 0.00 | 53.00 | 59.00 | 0.00 | 0.00 | 10.00 | 10.00 |
| 21 | NDRI, Karnal | 439.00 | 8070.22 | 9300.13 | 3754.75 | 21564.10 | 0.00 | 5.00 | 30.00 | 35.00 |
| 22 | NIANP, Bangalore | 214.50 | 1050.00 | 116.00 | 381.00 | 1761.50 | 0.00 | 0.00 | 0.00 | 0.00 |
| 23 | AICRP ON NPAERP + OP on Methan Emission, NIANP, Bangalore | 48.20 | 0.00 | 0.00 | 105.00 | 153.20 | 0.00 | 0.00 | 20.00 | 20.00 |
| 24 | NRC on Camel, Bikaner | 51.00 | 719.96 | 28.12 | 260.00 | 1059.08 | 0.00 | 0.00 | 0.00 | 0.00 |

FINAL REVISED ESTIMATES 2017-18

(₹ In lakhs)

| Sl. No. | Name of the Unit/ AICRP/Ntwork Project/ATARI etc. | Other than NEH & TSP | | | | | NEH | | | Total |
|---------|--|------------------------|----------|---------|---------|---------|------------------------|----------|---------|--------|
| | | Grant in Aid component | | | | | Grant in Aid component | | | |
| | | Capital | Salaries | Pension | General | Total | Capital | Salaries | General | |
| 25 | NRC on Equines, Hissar | 110.00 | 910.00 | 28.55 | 558.00 | 1606.55 | 5.00 | 0.00 | 15.00 | 20.00 |
| 26 | National Centre for Veterinary Type Culture Collection, NRC on Equines, Hissar | 80.00 | 0.00 | 0.00 | 120.00 | 200.00 | 0.00 | 0.00 | 0.00 | 0.00 |
| 27 | NRC on Meat, Hyderabad | 182.00 | 390.00 | 42.00 | 225.00 | 839.00 | 0.00 | 0.00 | 0.00 | 0.00 |
| 28 | NRC on Mithun | 343.37 | 370.00 | 43.14 | 208.50 | 965.01 | 3.00 | 0.00 | 106.00 | 109.00 |
| 29 | NRC on Pig, Guwahati | 105.00 | 284.00 | 57.00 | 240.00 | 686.00 | 50.00 | 86.00 | 78.00 | 214.00 |
| 30 | AICRP on Pig, NRC on Pig, Guwahati | 138.50 | 170.00 | 0.00 | 191.30 | 499.80 | 14.50 | 0.00 | 106.40 | 120.90 |
| 31 | Mega seed on Pig, NRC on Pig, Guwahati | 30.60 | 0.00 | 0.00 | 95.30 | 125.90 | 65.40 | 0.00 | 140.70 | 206.10 |
| 32 | NRC on Yak, Dirang | 1.07 | 330.10 | 4.13 | 240.00 | 575.30 | 0.00 | 0.00 | 120.00 | 120.00 |
| 33 | NIVEDI, Bangalore | 229.00 | 471.00 | 2.34 | 471.00 | 1173.34 | 0.00 | 0.00 | 0.00 | 0.00 |
| 34 | CIRC, Meerut | 89.50 | 668.21 | 16.00 | 204.00 | 977.71 | 0.00 | 0.00 | 0.00 | 0.00 |
| 35 | AICRP on Cattle, CIRC, Meerut | 21.82 | 169.00 | 0.00 | 481.00 | 671.82 | 0.00 | 0.00 | 0.00 | 0.00 |
| 36 | Dte. Of Foot & Mouth Disease, Mukteswar | 990.75 | 200.00 | 15.50 | 923.00 | 2129.25 | 0.00 | 50.00 | 0.00 | 50.00 |
| 37 | Dte. Of Poultry Research, Hyderabad | 160.00 | 733.50 | 15.00 | 689.00 | 1597.50 | 0.00 | 0.00 | 0.00 | 0.00 |
| 38 | AICRP on Poultry, Dte. Of Poultry Research, Hyderabad | 58.00 | 250.00 | 0.00 | 185.50 | 493.50 | 3.00 | 0.00 | 30.00 | 33.00 |

FINAL REVISED ESTIMATES 2017-18

(₹ In lakhs)

| Sl. No. | Name of the Unit/ AICRP/Ntwork Project/ATARI etc. | Other than NEH & TSP | | | | NEH | | | Total | |
|---------|---|------------------------|-----------------|-----------------|-----------------|------------------------|---------------|---------------|-----------------|----------------|
| | | Grant in Aid component | | | | Grant in Aid component | | | | |
| | | Capital | Salaries | Pension | General | Capital | Salaries | General | | |
| 39 | Poultry Seed Project, Dte. Of Poultry Research, Hyderabad | 182.00 | 0.00 | 0.00 | 210.50 | 7.00 | 0.00 | 100.00 | 392.50 | 107.00 |
| | TOTAL ANIMAL SCI- ENCES | 6016.85 | 38247.39 | 27290.73 | 19648.15 | 152.90 | 165.00 | 882.10 | 91203.12 | 1200.00 |
| 1 | CAZRI, Johdhpur | 72.00 | 4677.00 | 5240.00 | 1352.50 | 0.00 | 0.00 | 0.00 | 11341.50 | 0.00 |
| 2 | CRIDA, Hyderabad | 305.00 | 2220.10 | 450.00 | 718.00 | 0.00 | 0.00 | 0.00 | 3693.10 | 0.00 |
| 3 | AICRP on Dryland Agriculture, CRIDA, Hyderabad | 10.00 | 2370.79 | 0.00 | 250.00 | 0.00 | 0.00 | 0.00 | 2630.79 | 0.00 |
| 4 | AICRP on Agrometeorology, CRIDA, Hyderabad | 10.00 | 612.00 | 0.00 | 100.00 | 0.00 | 0.00 | 0.00 | 722.00 | 0.00 |
| 5 | IIS & WC (CS & WCR & TI), Dehradun | 121.50 | 3900.00 | 938.00 | 925.00 | 0.00 | 0.00 | 0.00 | 5884.50 | 0.00 |
| 6 | CSSRI, Karnal | 115.00 | 2250.00 | 600.00 | 715.50 | 0.00 | 0.00 | 0.00 | 3680.50 | 0.00 |
| 7 | PCU-SAS, CSSRI, Karnal | 0.00 | 559.00 | 0.00 | 56.00 | 0.00 | 0.00 | 0.00 | 615.00 | 0.00 |
| 8 | ICAR RC For NEH Region., Barapani | 0.00 | 5440.60 | 670.00 | 0.00 | 950.00 | 300.00 | 1317.50 | 6110.60 | 2567.50 |
| 9 | ICAR Res. Complex for Eastern Region, Patna | 38.40 | 1991.00 | 236.00 | 793.50 | 0.00 | 0.00 | 0.00 | 3058.90 | 0.00 |
| 10 | CCARI (ICAR Res. Complex), Goa | 100.00 | 700.25 | 41.74 | 568.13 | 0.00 | 0.00 | 0.00 | 1410.12 | 0.00 |
| 11 | IISS, Bhopal | 58.00 | 1255.00 | 90.00 | 288.00 | 0.00 | 0.00 | 0.00 | 1691.00 | 0.00 |
| 12 | AICRP on Micronutrients, IISS, Bhopal | 20.00 | 510.00 | 0.00 | 100.00 | 0.00 | 0.00 | 25.00 | 630.00 | 25.00 |

FINAL REVISED ESTIMATES 2017-18

(₹ In lakhs)

| Sl. No. | Name of the Unit/ AICRP/Ntwork Project/ATARI etc. | Other than NEH & TSP | | | | | NEH | | | Total |
|---------|---|------------------------|----------|---------|---------|---------|------------------------|----------|---------|--------|
| | | Grant in Aid component | | | | | Grant in Aid component | | | |
| | | Capital | Salaries | Pension | General | Total | Capital | Salaries | General | |
| 13 | AICRP on Biofertilizer, IISS, Bhopal | 10.00 | 205.00 | 0.00 | 35.00 | 250.00 | 25.00 | 0.00 | 25.00 | 50.00 |
| 14 | AICRP on STCR, IISS, Bhopal | 10.00 | 542.00 | 0.00 | 71.00 | 623.00 | 0.00 | 0.00 | 25.00 | 25.00 |
| 15 | AICRP on LTFF, IISS, Bhopal | 10.00 | 359.00 | 0.00 | 30.00 | 399.00 | 0.00 | 0.00 | 25.00 | 25.00 |
| 16 | CRP on Conservation Agri-culture, IISS, Bhopal | 75.00 | 0.00 | 0.00 | 200.00 | 275.00 | 0.00 | 0.00 | 0.00 | 0.00 |
| 17 | NBSS & LUP, Nagpur | 112.00 | 3100.00 | 3180.00 | 788.00 | 7180.00 | 100.00 | 0.00 | 80.50 | 180.50 |
| 18 | CARI, Jhansi | 120.00 | 683.00 | 73.00 | 214.26 | 1090.26 | 0.00 | 0.00 | 0.00 | 0.00 |
| 19 | AICRP on Agroforestry, CARI, Jhansi | 44.00 | 1000.00 | 0.00 | 61.00 | 1105.00 | 35.00 | 0.00 | 10.00 | 45.00 |
| 20 | IWM, Bhubaneswar | 75.00 | 762.00 | 4.50 | 214.26 | 1055.76 | 0.00 | 0.00 | 0.00 | 0.00 |
| 21 | AICRP on IWM, IWM, Bhubaneswar | 10.00 | 2106.00 | 0.00 | 61.00 | 2177.00 | 0.00 | 0.00 | 0.00 | 0.00 |
| 22 | CRP on Water, IWM, Bhubaneswar | 100.00 | 0.00 | 0.00 | 225.00 | 325.00 | 0.00 | 0.00 | 0.00 | 0.00 |
| 23 | NRC on Integrated Farming, Motihari | 190.78 | 75.00 | 0.00 | 230.28 | 496.06 | 0.00 | 0.00 | 0.00 | 0.00 |
| 24 | Dte. Of Weed Research, Jabalpur | 84.00 | 604.30 | 3.78 | 390.00 | 1082.08 | 0.00 | 0.00 | 0.00 | 0.00 |
| 25 | AICRP on Weed Management, DWR, Jabalpur | 7.00 | 810.00 | 0.00 | 100.00 | 917.00 | 0.00 | 0.00 | 0.00 | 0.00 |

FINAL REVISED ESTIMATES 2017-18

(₹ In lakhs)

| Sl. No. | Name of the Unit/ AICRP/Ntwork Project/ATARI etc. | Other than NEH & TSP | | | | NEH | | | Total |
|---------|---|------------------------|-----------------|-----------------|----------------|------------------------|---------------|----------------|----------------|
| | | Grant in Aid component | | | | Grant in Aid component | | | |
| | | Capital | Salaries | Pension | General | Capital | Salaries | General | |
| 26 | IIFSR, Modipuram | 58.00 | 980.00 | 273.00 | 340.00 | 0.00 | 0.00 | 0.00 | 0.00 |
| 27 | AICRP on Integrated Farming System, IIFSR, Modipuram | 60.00 | 3039.37 | 0.00 | 350.59 | 12.00 | 0.00 | 45.00 | 57.00 |
| 28 | Network Project on Organic Farming, IIFSR, Modipuram | 0.00 | 0.00 | 0.00 | 130.00 | 0.00 | 0.00 | 25.00 | 25.00 |
| 29 | NIASM, Baramati | 1061.82 | 414.00 | 31.00 | 641.48 | 0.00 | 0.00 | 0.00 | 0.00 |
| | TOTAL NRM DIVISION | 2877.50 | 41165.41 | 11831.02 | 9948.50 | 1122.00 | 300.00 | 1578.00 | 3000.00 |
| 30 | NICRA, Hyderabad | 531.00 | 0.00 | 0.00 | 3097.00 | 29.00 | 0.00 | 500.00 | 529.00 |
| | TOTAL CRAI/NICRA | 531.00 | 0.00 | 0.00 | 3097.00 | 29.00 | 0.00 | 500.00 | 529.00 |
| 1 | CIBA, Chennai | 310.00 | 1741.00 | 2014.00 | 913.50 | 0.00 | 0.00 | 0.00 | 0.00 |
| 2 | AINP on Fish Health, CIBA, Chennai | 0.00 | 0.00 | 0.00 | 184.00 | 0.00 | 0.00 | 0.00 | 0.00 |
| 3 | CIFRI, Barrackpore | 394.75 | 2350.60 | 6431.00 | 619.00 | 2.00 | 0.00 | 25.00 | 27.00 |
| 4 | CIFA, Bhubaneshwar | 353.00 | 2119.80 | 566.00 | 855.00 | 10.00 | 0.00 | 15.00 | 25.00 |
| 5 | CIFE, Mumbai | 171.25 | 2900.60 | 500.00 | 2225.00 | 0.00 | 0.00 | 6.00 | 6.00 |
| 6 | CIFT, Kochi | 268.00 | 2745.50 | 385.00 | 872.38 | 0.00 | 0.00 | 5.00 | 5.00 |
| 7 | CMFRI, Kochi | 365.00 | 6201.00 | 6737.00 | 1679.00 | 0.00 | 0.00 | 0.00 | 0.00 |
| 8 | ANIP Mericulture, CM-FRI, Kochi | 115.00 | 0.00 | 0.00 | 180.00 | 0.00 | 0.00 | 0.00 | 0.00 |
| 9 | NBFGF, Lucknow | 277.00 | 1180.50 | 205.00 | 702.50 | 0.00 | 0.00 | 22.00 | 22.00 |

FINAL REVISED ESTIMATES 2017-18

(₹ In lakhs)

| Sl. No. | Name of the Unit/ AICRP/Ntwork Project/ATARI etc. | Other than NEH & TSP | | | | | NEH | | | Total |
|---------|---|------------------------|-----------------|-----------------|----------------|-----------------|------------------------|-------------|--------------|---------------|
| | | Grant in Aid component | | | | | Grant in Aid component | | | |
| | | Capital | Salaries | Pension | General | Total | Capital | Salaries | General | |
| 10 | CRP Genomics, NBFGR, Lucknow | 0.00 | 0.00 | 0.00 | 361.62 | 361.62 | 0.00 | 0.00 | 0.00 | 0.00 |
| 11 | Dte. Of Coldwater Fisheries Research, Bhimtal | 115.00 | 598.00 | 39.58 | 400.00 | 1152.58 | 8.00 | 0.00 | 7.00 | 15.00 |
| | TOTAL FISHERIES | 2369.00 | 19837.00 | 16877.58 | 8992.00 | 48075.58 | 20.00 | 0.00 | 80.00 | 100.00 |
| 1 | CIAE, Bhopal | 76.00 | 2960.90 | 1883.00 | 685.00 | 5604.90 | 0.00 | 0.00 | 0.00 | 0.00 |
| 2 | AICRP on FIM, CIAE, Bhopal | 25.00 | 1013.91 | 0.00 | 150.00 | 1188.91 | 3.00 | 96.09 | 13.00 | 112.09 |
| 3 | AICRP on ESA, CIAE, Bhopal | 20.00 | 262.99 | 0.00 | 50.00 | 332.99 | 2.00 | 37.01 | 20.00 | 59.01 |
| 4 | AICRP on EAAL, CIAE, Bhopal | 25.00 | 700.00 | 0.00 | 110.00 | 835.00 | 0.00 | 0.00 | 0.00 | 0.00 |
| 5 | AICRP on UAE, CIAE, Bhopal | 20.00 | 386.06 | 0.00 | 80.00 | 486.06 | 2.00 | 39.94 | 20.00 | 61.94 |
| 6 | CRP On FMPE, CIAE, Bhopal | 6.00 | 0.00 | 0.00 | 90.00 | 96.00 | 1.00 | 0.00 | 3.00 | 4.00 |
| 7 | CRP On EA, CIAE, Bhopal | 6.00 | 0.00 | 0.00 | 71.00 | 77.00 | 0.00 | 0.00 | 0.00 | 0.00 |
| 8 | CIPHET, Ludhiana | 50.00 | 922.00 | 125.00 | 375.00 | 1472.00 | 0.00 | 0.00 | 0.00 | 0.00 |
| 9 | AICRP on PET, CIPHET, Ludhiana | 20.00 | 231.20 | 0.00 | 60.00 | 311.20 | 3.00 | 4.80 | 20.00 | 27.80 |
| 10 | AICRP on PHET, CIPHET, Ludhiana | 25.00 | 1587.84 | 0.00 | 300.00 | 1912.84 | 3.00 | 51.16 | 30.00 | 84.16 |

FINAL REVISED ESTIMATES 2017-18

(₹ In lakhs)

| Sl. No. | Name of the Unit/ AICRP/Ntwork Project/ATARI etc. | Other than NEH & TSP | | | | | NEH | | | Total |
|---------|---|------------------------|-----------------|----------------|----------------|-----------------|------------------------|---------------|---------------|---------------|
| | | Grant in Aid component | | | | | Grant in Aid component | | | |
| | | Capital | Salaries | Pension | General | Total | Capital | Salaries | General | |
| 11 | CRP On SA, CIPHET, Ludhiana | 6.00 | 0.00 | 0.00 | 100.00 | 106.00 | 0.00 | 0.00 | 0.00 | 0.00 |
| 12 | CRP On HF, CIPHET, Ludhiana | 6.00 | 0.00 | 0.00 | 100.00 | 106.00 | 0.00 | 0.00 | 0.00 | 0.00 |
| 13 | CIRCOT, Mumbai | 50.00 | 1725.20 | 2100.00 | 540.00 | 4415.20 | 0.00 | 0.00 | 0.00 | 0.00 |
| 14 | CRP on Natural Fibres, CIRCOT, Mumbai | 5.49 | 0.00 | 0.00 | 60.00 | 65.49 | 0.00 | 0.00 | 0.00 | 0.00 |
| 15 | IINRG, Ranchi | 60.00 | 1092.60 | 302.00 | 255.00 | 1709.60 | 0.00 | 0.00 | 0.00 | 0.00 |
| 16 | NWP on HP VANR&G, IINRG, Ranchi | 10.00 | 0.00 | 0.00 | 110.00 | 120.00 | 2.00 | 0.00 | 15.00 | 17.00 |
| 17 | NWP on CLIGR, IINRG, Ranchi | 10.00 | 0.00 | 0.00 | 110.00 | 120.00 | 2.00 | 0.00 | 15.00 | 17.00 |
| 18 | NIRJAFT, Kolkata | 30.00 | 1142.00 | 560.00 | 349.00 | 2081.00 | 0.00 | 0.00 | 0.00 | 0.00 |
| | TOTAL AGRICULTURAL ENGINEERING | 450.49 | 12024.70 | 4970.00 | 3595.00 | 21040.19 | 18.00 | 229.00 | 136.00 | 383.00 |
| 1 | IASRI including CABin, New Delhi | 109.00 | 2677.00 | 928.20 | 2513.20 | 6227.40 | 0.00 | 0.00 | 0.00 | 0.00 |
| 2 | NIAP & PR, New Delhi | 82.00 | 501.00 | 40.00 | 397.80 | 1020.80 | 0.00 | 0.00 | 0.00 | 0.00 |
| | TOTAL ECO. STATISTICS & MANAGEMENT | 191.00 | 3178.00 | 968.20 | 2911.00 | 7248.20 | 0.00 | 0.00 | 0.00 | 0.00 |
| 1 | NAARM, Hyderabad | 0.00 | 2034.00 | 2687.00 | 2179.00 | 6900.00 | 0.00 | 0.00 | 0.00 | 0.00 |
| 2 | CIWA, Bhubaneshwar | 4.00 | 405.00 | 0.00 | 291.00 | 700.00 | 0.00 | 0.00 | 0.00 | 0.00 |

FINAL REVISED ESTIMATES 2017-18

(₹ In lakhs)

| Sl. No. | Name of the Unit/ AICRP/Ntwork Project/ATARI etc. | Other than NEH & TSP | | | | NEH | | | Total | |
|---------|--|------------------------|----------------|----------------|-----------------|------------------------|----------------|-------------|---------------|----------------|
| | | Grant in Aid component | | | | Grant in Aid component | | | | |
| | | Capital | Salaries | Pension | General | Capital | Salaries | General | | |
| 3 | AICRP on Home Science, CIWA, Bhubaneswar | 0.00 | 1500.00 | 0.00 | 860.00 | 2360.00 | 0.00 | 0.00 | 0.00 | 0.00 |
| 4 | Strengthening and Development of Higher Agricultural Education in India | 28723.00 | 670.00 | 0.00 | 23561.00 | 52954.00 | 2100.00 | 0.00 | 900.00 | 3000.00 |
| | TOTAL AG. EDUCA- TION DIVISION | 28727.00 | 4609.00 | 2687.00 | 26891.00 | 62914.00 | 2100.00 | 0.00 | 900.00 | 3000.00 |
| 1 | HEADQUARTERS UNIT | 173.00 | 7911.27 | 6059.00 | 3851.00 | 17994.27 | 0.00 | 0.00 | 0.00 | 0.00 |
| 2 | EXTRA MURAL FUND | 180.00 | 0.00 | 0.00 | 220.00 | 400.00 | 0.00 | 0.00 | 0.00 | 0.00 |
| 3 | AUDITORIUM | 7425.00 | 0.00 | 0.00 | 0.00 | 7425.00 | 0.00 | 0.00 | 0.00 | 0.00 |
| 4 | ASRB | 200.00 | 720.00 | 0.00 | 1051.00 | 1971.00 | 0.00 | 0.00 | 0.00 | 0.00 |
| 5 | SOCIETIES/AWARD | 7.50 | 0.00 | 0.00 | 570.00 | 577.50 | 0.00 | 0.00 | 0.00 | 0.00 |
| 6 | NASM | 100.00 | 0.00 | 0.00 | 0.00 | 100.00 | 0.00 | 0.00 | 0.00 | 0.00 |
| 7 | INT. COOP - CGIAR | 0.00 | 0.00 | 0.00 | 5130.00 | 5130.00 | 0.00 | 0.00 | 0.00 | 0.00 |
| 8 | HRM | 0.00 | 0.00 | 0.00 | 650.00 | 650.00 | 0.00 | 0.00 | 0.00 | 0.00 |
| 9 | Publicity and Public Relations | 0.00 | 0.00 | 0.00 | 750.00 | 750.00 | 0.00 | 0.00 | 0.00 | 0.00 |
| 10 | CERA | 436.00 | 0.00 | 0.00 | 3247.00 | 3683.00 | 0.00 | 0.00 | 0.00 | 0.00 |
| 11 | NAIF | 500.00 | 0.00 | 0.00 | 1000.00 | 1500.00 | 0.00 | 0.00 | 0.00 | 0.00 |
| 12 | CREATION AND MAINTENANCE OF INFRASTRUCTURE | 2171.50 | 0.00 | 0.00 | 35.00 | 2206.50 | 0.00 | 0.00 | 0.00 | 0.00 |

FINAL REVISED ESTIMATES 2017-18

(₹ In lakhs)

| Sl. No. | Name of the Unit/ AICRP/Ntwork Project/ATARI etc. | Other than NEH & TSP | | | | | NEH | | | |
|---------|---|------------------------|----------------|----------------|-----------------|------------------------|-------------|-------------|-------------|-------------|
| | | Grant in Aid component | | | Total | Grant in Aid component | | | Total | |
| | | Capital | Salaries | Pension | | General | Capital | Salaries | | General |
| 13 | EVALUATION OF SCHEMES | 0.00 | 0.00 | 0.00 | 15.00 | 15.00 | 0.00 | 0.00 | 0.00 | 0.00 |
| | ICAR Res. Data Repository | 54.00 | 0.00 | 0.00 | 281.00 | 335.00 | 0.00 | 0.00 | 0.00 | 0.00 |
| | Swachhata Action Plan | 0.00 | 0.00 | 0.00 | 150.00 | 150.00 | 0.00 | 0.00 | 0.00 | 0.00 |
| | TOTAL ICAR HQRS. | 11247.00 | 8631.27 | 6059.00 | 16950.00 | 42887.27 | 0.00 | 0.00 | 0.00 | 0.00 |
| 1 | PIU, NASF | 2180.00 | 120.00 | 0.00 | 1475.00 | 3775.00 | 0.00 | 0.00 | 0.00 | 0.00 |
| 2 | Funding to Projects | 0.00 | 0.00 | 0.00 | 0.00 | 0.00 | 0.00 | 0.00 | 0.00 | 0.00 |
| | TOTAL OTHERS | 2180.00 | 120.00 | 0.00 | 1475.00 | 3775.00 | 0.00 | 0.00 | 0.00 | 0.00 |
| 1 | DKMA, New Delhi | 25.00 | 580.00 | 0.00 | 450.00 | 1055.00 | 0.00 | 0.00 | 0.00 | 0.00 |
| 2 | ATARI ZONE-I, Ludhiana | 500.00 | 7330.00 | 14.50 | 1074.35 | 8918.85 | 0.00 | 0.00 | 0.00 | 0.00 |
| 3 | ATARI ZONE-II, Jodhpur | 910.00 | 6560.00 | 0.00 | 792.55 | 8262.55 | 0.00 | 0.00 | 0.00 | 0.00 |
| 4 | ATARI ZONE-III, Kanpur | 543.00 | 8000.00 | 0.00 | 872.00 | 9415.00 | 0.00 | 0.00 | 0.00 | 0.00 |
| 5 | ATARI ZONE-IV, Patna | 623.00 | 6189.00 | 0.00 | 1058.45 | 7870.45 | 0.00 | 0.00 | 0.00 | 0.00 |
| 6 | ATARI ZONE-V, Kolkata | 974.00 | 4733.99 | 112.00 | 1120.00 | 6939.99 | 0.00 | 0.00 | 0.00 | 0.00 |
| 7 | ATARI ZONE-VI, Guwahati | 75.00 | 466.00 | 0.00 | 155.00 | 696.00 | 400.00 | 4170.00 | 449.00 | 5019.00 |
| 8 | ATARI ZONE-VII, Barapani | 175.00 | 224.94 | 8.00 | 334.00 | 741.94 | 171.00 | 3790.00 | 220.00 | 4181.00 |
| 9 | ATARI ZONE-VIII, Pune | 475.00 | 7150.00 | 0.00 | 757.00 | 8382.00 | 0.00 | 0.00 | 0.00 | 0.00 |
| 10 | ATARI ZONE-IX, Jabalpur | 1592.48 | 5713.60 | 0.00 | 1205.05 | 8511.13 | 0.00 | 0.00 | 0.00 | 0.00 |

FINAL REVISED ESTIMATES 2017-18

(₹ In lakhs)

| Sl. No. | Name of the Unit/ AICRP/Ntwork Project/ATARI etc. | Other than NEH & TSP | | | | | NEH | | | Total |
|---------|---|------------------------|------------------|------------------|------------------|------------------|------------------------|-----------------|----------------|-----------------|
| | | Grant in Aid component | | | | | Grant in Aid component | | | |
| | | Capital | Salaries | Pension | General | Total | Capital | Salaries | General | |
| 11 | ATARI ZONE-X, Hyderabad | 784.77 | 5971.70 | 0.00 | 1166.11 | 7922.58 | 0.00 | 0.00 | 0.00 | 0.00 |
| 12 | ATARI ZONE-XI, Bengalore | 0.00 | 4445.50 | 0.50 | 815.73 | 5261.73 | 0.00 | 0.00 | 0.00 | 0.00 |
| 13 | FARMER FIRST | 283.75 | 0.00 | 0.00 | 1704.76 | 1988.51 | 0.00 | 0.00 | 0.00 | 0.00 |
| 14 | ARYA | 100.00 | 0.00 | 0.00 | 300.00 | 400.00 | 0.00 | 0.00 | 0.00 | 0.00 |
| 15 | EMF | 0.00 | 0.00 | 0.00 | 0.00 | 0.00 | 0.00 | 0.00 | 0.00 | 0.00 |
| 16 | NETWORK PROJECT | 0.00 | 0.00 | 0.00 | 0.00 | 0.00 | 0.00 | 0.00 | 0.00 | 0.00 |
| 17 | DISASTER MGMT. | 30.00 | 0.00 | 0.00 | 10.00 | 40.00 | 0.00 | 0.00 | 0.00 | 0.00 |
| | TOTAL AGRICULTURAL EXTENSION | 7091.00 | 57364.73 | 135.00 | 11815.00 | 76405.73 | 571.00 | 7960.00 | 669.00 | 9200.00 |
| 1 | National Agricultural Higher Education Project (NAHEP) | 10.00 | 0.00 | 0.00 | 238.69 | 248.69 | 0.00 | 0.00 | 0.00 | 0.00 |
| | TOTAL NAHEP | 10.00 | 0.00 | 0.00 | 238.69 | 248.69 | 0.00 | 0.00 | 0.00 | 0.00 |
| | GRAND TOTAL | 72165.42 | 298241.84 | 117266.03 | 148820.76 | 636494.05 | 4014.90 | 10686.50 | 5397.10 | 20098.50 |

(₹ In lakhs)

| Sl. No. | Name of the Unit/AICRP/Nwtnetwork Project/ ATARI etc. | TSP | | | | Grand Total | | | |
|---------|---|------------------------|----------|---------|-------|------------------------|----------|----------|----------|
| | | Grant in Aid component | | | Total | Grant in Aid component | | Total | |
| | | Capital | Salaries | General | | Capital | Salaries | | General |
| 1 | CICR, Nagpur | 0.00 | 0.00 | 10.00 | 10.00 | 85.00 | 2454.58 | 1426.75 | 3966.33 |
| 2 | AICRP on Cotton, CICR, Nagpur | 0.00 | 0.00 | 0.00 | 0.00 | 0.00 | 1568.00 | 147.00 | 1715.00 |
| 3 | CRIJAF, Barrackpore | 0.00 | 0.00 | 0.00 | 0.00 | 27.00 | 1880.25 | 1023.75 | 2931.00 |
| 4 | AINPJAF, CRIJAF, Barrackpore | 0.00 | 0.00 | 0.00 | 0.00 | 0.00 | 256.00 | 51.00 | 307.00 |
| 5 | NRRI, Cuttack | 6.00 | 0.00 | 24.00 | 30.00 | 1468.00 | 2850.08 | 5246.50 | 9564.58 |
| 6 | Incentivizing Research in Agriculture, NRRI, Cuttack | 0.00 | 0.00 | 0.00 | 0.00 | 300.00 | 0.00 | 681.85 | 981.85 |
| 7 | CTRI, Rajamundry | 0.00 | 0.00 | 0.00 | 0.00 | 32.00 | 2237.00 | 2915.25 | 5184.25 |
| 8 | NETWORK on Tobacco, CTRI, Rajamundry | 0.00 | 0.00 | 0.00 | 0.00 | 0.00 | 265.00 | 18.00 | 283.00 |
| 9 | IARI, New Delhi | 20.00 | 0.00 | 10.00 | 30.00 | 918.00 | 19176.90 | 28984.25 | 49079.15 |
| 10 | Pesticide Residues, IARI, New Delhi | 0.00 | 0.00 | 0.00 | 0.00 | 1.00 | 416.00 | 100.00 | 517.00 |
| 11 | AICRP Nematode, IARI, New Delhi | 0.00 | 0.00 | 3.50 | 3.50 | 0.00 | 506.00 | 83.50 | 589.50 |
| 12 | CRP On Hybrid Technology, IARI, New Delhi | 0.00 | 0.00 | 0.00 | 0.00 | 50.00 | 0.00 | 400.00 | 450.00 |
| 13 | CRP On Molecular Breeding, IARI, New Delhi | 0.00 | 0.00 | 0.00 | 0.00 | 50.00 | 0.00 | 300.00 | 350.00 |
| 14 | AICRP on Honey Bee & Pollinator, IARI, NEW DELHI | 1.00 | 0.00 | 42.50 | 43.50 | 1.00 | 472.00 | 107.50 | 580.50 |
| 15 | IARI Types Deemed University, Assam | 0.00 | 0.00 | 0.00 | 0.00 | 5.84 | 0.00 | 50.00 | 55.84 |
| 16 | IARI Types Deemed University, Jharkhand | 0.00 | 0.00 | 0.00 | 0.00 | 580.00 | 0.00 | 7.70 | 587.70 |
| 17 | IGFRI, Jhansi | 0.00 | 0.00 | 5.00 | 5.00 | 25.00 | 3060.30 | 1135.00 | 4220.30 |
| 18 | AICRP on Forage Crops and Utilization, IGFRI, Jhansi | 0.00 | 0.00 | 15.00 | 15.00 | 5.00 | 760.65 | 125.25 | 890.90 |

| Sl. No. | Name of the Unit/AICRP/Ntwork Project/ ATARI etc. | TSP | | | | Grand Total | | |
|---------|---|------------------------|----------|-------|------------------------|-------------|---------|----------|
| | | Grant in Aid component | | Total | Grant in Aid component | | Total | |
| | | Capital | Salaries | | General | Capital | | Salaries |
| 19 | IIPR, Kanpur | 0.00 | 0.00 | 0.00 | 80.85 | 2024.25 | 831.75 | 2936.85 |
| 20 | AICRP on Chickpea, IIPR, Kanpur | 0.00 | 0.00 | 20.00 | 0.00 | 960.00 | 130.00 | 1090.00 |
| 21 | AICRP on Mullarp, IIPR, Kanpur | 0.00 | 0.00 | 0.00 | 0.00 | 1110.00 | 130.00 | 1240.00 |
| 22 | AICRP on Pigeonpea, IIPR, Kanpur | 0.00 | 0.00 | 8.00 | 0.00 | 900.00 | 100.00 | 1000.00 |
| 23 | AICRP on Arid Legumes, IIPR Kanpur | 0.00 | 0.00 | 4.00 | 0.00 | 240.00 | 49.00 | 289.00 |
| 24 | IISR, Lucknow | 0.00 | 0.00 | 0.00 | 129.00 | 2732.00 | 2408.00 | 5269.00 |
| 25 | AICRP on Sugercane, IISR, Lucknow | 0.00 | 0.00 | 0.00 | 0.00 | 916.00 | 120.65 | 1036.65 |
| 26 | NBAIM, Maunath Bhanjan | 0.00 | 0.00 | 5.00 | 337.15 | 400.00 | 426.00 | 1163.15 |
| 27 | AMAAS, NBAIM, Mau | 0.00 | 0.00 | 5.00 | 0.00 | 0.00 | 305.00 | 305.00 |
| 28 | NBPGR, New Delhi | 0.00 | 0.00 | 20.00 | 1957.00 | 3839.00 | 4990.74 | 10786.74 |
| 29 | AICRP POTENTIAL CROP, NBPGR, New Delhi | 0.00 | 0.00 | 9.00 | 0.00 | 220.00 | 25.00 | 245.00 |
| 30 | CRP-AGRO BIODIVERSITY, NBPGR, New Delhi | 0.00 | 0.00 | 0.00 | 9.85 | 0.00 | 190.15 | 200.00 |
| 31 | SBI, Coimbatore | 0.00 | 0.00 | 30.00 | 112.00 | 2700.00 | 892.50 | 3704.50 |
| 32 | VPKAS, Almora | 0.00 | 0.00 | 8.00 | 62.00 | 1058.25 | 635.51 | 1755.76 |
| 33 | NRCIPM, New Delhi | 0.00 | 0.00 | 7.00 | 455.00 | 695.20 | 230.50 | 1380.70 |
| 34 | AINP On Soil Arthropod Pests, NRCIPM, New Delhi | 0.00 | 0.00 | 38.00 | 10.00 | 175.00 | 107.50 | 292.50 |
| 35 | AINP on Agricultural Acarology, NRCIPM, New Delhi | 0.00 | 0.00 | 8.00 | 0.00 | 190.00 | 26.80 | 216.80 |
| 36 | DGR, Junagadh | 0.00 | 0.00 | 20.00 | 113.45 | 876.70 | 664.73 | 1654.88 |
| 37 | AICRP on Groudnut, DGR, Junagadh | 0.00 | 0.00 | 20.00 | 0.00 | 810.00 | 134.00 | 944.00 |

(₹ In lakhs)

| Sl. No. | Name of the Unit/AICRP/Nwtnwork Project/ ATARI etc. | TSP | | | Grand Total | | | |
|---------|---|------------------------|----------|---------|------------------------|----------|---------|---------|
| | | Grant in Aid component | | Total | Grant in Aid component | | Total | |
| | | Capital | Salaries | General | Capital | Salaries | General | |
| 38 | NRC Plant Biotechnology, New Delhi | 0.00 | 0.00 | 0.00 | 90.00 | 775.00 | 587.00 | 1452.00 |
| 39 | NETWORK PROJECT ON TRANSGENIC IN CROPS, NRCPB, New Delhi | 0.00 | 0.00 | 0.00 | 8.00 | 0.00 | 300.00 | 308.00 |
| 40 | DR & MR, Bharatpur | 0.00 | 0.00 | 8.00 | 105.00 | 555.50 | 416.26 | 1076.76 |
| 41 | AICRP on R&M, DR & MR, Bharatpur | 0.00 | 0.00 | 0.00 | 0.00 | 1322.77 | 140.00 | 1462.77 |
| 42 | IIMR, Hyderabad | 0.00 | 0.00 | 14.00 | 207.00 | 1240.15 | 576.45 | 2023.60 |
| 43 | AICRP on Sorghum, IIMR, Hyderabad | 0.00 | 0.00 | 10.00 | 0.00 | 646.00 | 110.00 | 756.00 |
| 44 | AICRP on Pearl Millets, IIMR, Hyderabad | 0.00 | 0.00 | 0.00 | 0.00 | 784.00 | 85.00 | 869.00 |
| 45 | AICRP on Small Millets, IIMR, Hyderabad | 0.00 | 0.00 | 5.00 | 0.00 | 542.50 | 50.00 | 592.50 |
| 46 | IISR, Indore | 0.00 | 0.00 | 0.00 | 31.00 | 902.00 | 459.18 | 1392.18 |
| 47 | AICRP on Soyabean, Indore | 0.00 | 0.00 | 6.53 | 0.00 | 810.00 | 109.03 | 919.03 |
| 48 | NBAIR, Bengaluru | 0.00 | 0.00 | 0.00 | 100.00 | 911.12 | 490.29 | 1501.41 |
| 49 | AICRP on Biological Control, NBAIR, Bengaluru | 0.00 | 0.00 | 8.97 | 0.00 | 409.00 | 54.21 | 463.21 |
| 50 | IIMR, Ludhiana | 0.00 | 0.00 | 15.00 | 322.00 | 489.40 | 745.50 | 1556.90 |
| 51 | AICRP On Maize, IIMR, New Delhi | 0.00 | 0.00 | 20.00 | 0.00 | 1312.00 | 285.00 | 1597.00 |
| 52 | IIOR, Hyderabad | 0.00 | 0.00 | 10.00 | 171.20 | 1876.25 | 908.78 | 2956.23 |
| 53 | AICRP on Oilseed, Hyderabad | 0.00 | 0.00 | 11.00 | 0.00 | 1280.00 | 150.00 | 1430.00 |
| 54 | AICRP on Linseed, IIOR, Hyderabad | 0.00 | 0.00 | 3.00 | 5.00 | 500.00 | 60.00 | 565.00 |
| 55 | AICRP on Sesame & Niger, IIOR, Hyderabad | 0.00 | 0.00 | 3.00 | 0.00 | 958.00 | 70.00 | 1028.00 |
| 56 | IIRR, Hyderabad | 0.00 | 0.00 | 14.00 | 3.00 | 2190.00 | 998.00 | 3191.00 |

(₹ In lakhs)

| Sl. No. | Name of the Unit/AICRP/Ntwork Project/ ATARI etc. | TSP | | | | Grand Total | | | |
|----------------------------|---|------------------------|-------------|---------------|---------------|------------------------|-----------------|-----------------|------------------|
| | | Grant in Aid component | | | Total | Grant in Aid component | | Total | |
| | | Capital | Salaries | General | | Capital | Salaries | General | |
| 57 | AICRP on Rice, IIRR, Hyderabad | 0.00 | 0.00 | 28.00 | 28.00 | 0.00 | 1917.00 | 388.00 | 2305.00 |
| 58 | CRP on Rice Biofortification, IIRR, Hyderabad | 0.00 | 0.00 | 0.00 | 0.00 | 20.00 | 0.00 | 430.00 | 450.00 |
| 59 | IWBR, Kamal | 0.00 | 0.00 | 5.00 | 5.00 | 323.00 | 1585.00 | 1071.00 | 2979.00 |
| 60 | AICRP on Wheat & Barley, IWBR, Kamal | 0.00 | 0.00 | 2.00 | 2.00 | 0.00 | 1840.00 | 147.00 | 1987.00 |
| 61 | IISS, Maunath Bhanjan | 0.00 | 0.00 | 19.00 | 19.00 | 30.00 | 325.00 | 310.00 | 665.00 |
| 62 | AICRP NSP (CROPS), DSR, Maunath Bhanjan | 0.00 | 0.00 | 67.00 | 67.00 | 0.00 | 1733.80 | 99.00 | 1832.80 |
| 63 | Seed Production in Agricultural Corps and Fisheries, DSR, Mau | 0.00 | 0.00 | 14.50 | 14.50 | 0.00 | 0.00 | 707.85 | 707.85 |
| 64 | NIBSM, Raipur | 0.00 | 0.00 | 0.00 | 0.00 | 1930.94 | 273.00 | 204.20 | 2408.14 |
| 65 | IIAB, Ranchi | 0.00 | 0.00 | 7.00 | 7.00 | 149.30 | 212.00 | 136.00 | 497.30 |
| 66 | AINP on Vertebrate Pest Management, CAZRI, Jodhpur | 1.00 | 0.00 | 10.00 | 11.00 | 1.00 | 357.00 | 55.20 | 413.20 |
| Total Crop Sciences | | 28.00 | 0.00 | 593.00 | 621.00 | 10310.58 | 81495.65 | 65344.08 | 157150.31 |
| 1 | CIARI, Port Blair | 0.00 | 0.00 | 29.00 | 29.00 | 5.00 | 1625.20 | 762.60 | 2392.80 |
| 2 | CIAH, Bikaner | 0.00 | 0.00 | 10.00 | 10.00 | 6.00 | 1350.00 | 520.00 | 1876.00 |
| 3 | AICRP on AZF, CIAH, Bikaner | 0.00 | 0.00 | 25.00 | 25.00 | 0.00 | 645.00 | 145.00 | 790.00 |
| 4 | CISH, Lucknow | 0.00 | 0.00 | 5.00 | 5.00 | 7.00 | 1540.00 | 979.50 | 2526.50 |
| 5 | CITH, Srinagar | 0.00 | 0.00 | 12.00 | 12.00 | 6.00 | 452.50 | 536.90 | 995.40 |
| 6 | CPCRI, Kasaragod | 0.00 | 0.00 | 15.00 | 15.00 | 25.00 | 2910.10 | 4341.00 | 7276.10 |
| 7 | AICRP on Palms, CPCRI, Kasaragod | 0.00 | 0.00 | 20.00 | 20.00 | 1.00 | 324.57 | 285.00 | 610.57 |

(₹ In lakhs)

| Sl. No. | Name of the Unit/AICRP/Ntwork Project/ ATARI etc. | TSP | | | Grand Total | | | |
|---------|---|------------------------|----------|---------|------------------------|----------|---------|----------|
| | | Grant in Aid component | | Total | Grant in Aid component | | Total | |
| | | Capital | Salaries | General | Capital | Salaries | General | |
| 8 | CPRI, Shimla | 0.00 | 0.00 | 0.00 | 18.00 | 3290.00 | 3227.00 | 6535.00 |
| 9 | AICRP on Potato, CPRI, Shimla | 0.00 | 0.00 | 0.00 | 0.00 | 480.00 | 75.00 | 555.00 |
| 10 | CTCRI, Thiruvanthapuram | 0.00 | 0.00 | 10.00 | 11.00 | 1520.00 | 723.80 | 2254.80 |
| 11 | AICRP on Tuber Crops, CTCRI, Thiruvanthapuram | 0.00 | 0.00 | 2.00 | 0.00 | 225.00 | 129.00 | 354.00 |
| 12 | IIHR, Bangalore | 0.00 | 0.00 | 15.00 | 43.00 | 5200.00 | 5560.00 | 10803.00 |
| 13 | AICRP on Fruit, IIHR, Bangalore | 0.00 | 0.00 | 35.00 | 0.00 | 2224.00 | 475.00 | 2699.00 |
| 14 | IISR, Calicut | 0.00 | 0.00 | 23.00 | 6.00 | 1150.00 | 710.00 | 1866.00 |
| 15 | AICRP on Spices, IISR, Calicut | 0.00 | 0.00 | 10.00 | 0.00 | 425.00 | 112.00 | 537.00 |
| 16 | IIVR, Varanasi | 0.00 | 0.00 | 35.00 | 3.00 | 1185.00 | 837.40 | 2025.40 |
| 17 | AICRP on Vegetables, IIVR, Varanasi | 0.00 | 0.00 | 25.00 | 1.00 | 1472.46 | 355.00 | 1828.46 |
| 18 | NRC for Banana, Tiruchirapalli | 0.00 | 0.00 | 4.00 | 0.00 | 572.00 | 473.96 | 1045.96 |
| 19 | Dte. for Cashew Research, Puttur | 0.00 | 0.00 | 6.00 | 1.00 | 527.19 | 448.00 | 976.19 |
| 20 | AICRP on Cashew, Dte. For Cashew Research, Puttur | 0.00 | 0.00 | 9.00 | 0.00 | 249.57 | 158.00 | 407.57 |
| 21 | CCRI, Nagpur | 0.00 | 0.00 | 7.00 | 14.00 | 734.00 | 629.00 | 1377.00 |
| 22 | NRC For Grapes, Pune | 0.00 | 0.00 | 4.00 | 7.00 | 465.10 | 452.75 | 924.85 |
| 23 | DMAPR, Anand | 0.00 | 0.00 | 3.00 | 5.00 | 430.00 | 382.00 | 817.00 |
| 24 | AICRP on MAP & Betelvine, DMAPR, Anand | 0.00 | 0.00 | 0.00 | 0.00 | 854.00 | 120.00 | 974.00 |
| 25 | Dte. on Mushroom, Solan | 0.00 | 0.00 | 2.00 | 5.00 | 409.00 | 466.50 | 880.50 |
| 26 | AICRP on Mushroom, DMR, Solan | 0.00 | 0.00 | 8.00 | 0.00 | 232.00 | 118.00 | 350.00 |

(₹ In lakhs)

| Sl. No. | Name of the Unit/AICRP/Ntwork Project/ ATARI etc. | TSP | | | | Grand Total | | |
|-------------------------------------|---|------------------------|-------------|---------------|------------------------|-----------------|-----------------|-----------------|
| | | Grant in Aid component | | Total | Grant in Aid component | | Total | |
| | | Capital | Salaries | | General | Capital | | Salaries |
| 27 | IOPR, Pedavegi | 0.00 | 0.00 | 15.00 | 3.14 | 564.00 | 538.70 | 1105.84 |
| 28 | Dte. on Onion & Garlic, Pune | 0.00 | 0.00 | 15.00 | 2.86 | 451.50 | 518.39 | 972.75 |
| 29 | NRC on Orchids, Sikkim | 0.00 | 0.00 | 2.00 | 0.00 | 270.50 | 110.00 | 380.50 |
| 30 | NRC Seed Spices, Ajmer | 0.00 | 0.00 | 7.00 | 5.00 | 415.00 | 442.00 | 862.00 |
| 31 | NRC For Litchi, Muzaffarpur | 0.00 | 0.00 | 5.00 | 7.00 | 310.00 | 410.00 | 727.00 |
| 32 | NRC for Pomegranate, Solapur | 0.00 | 0.00 | 7.00 | 10.00 | 250.00 | 542.34 | 802.34 |
| 33 | Dte. of Floriculture, Pune | 0.00 | 0.00 | 8.00 | 2.00 | 221.50 | 307.00 | 530.50 |
| 34 | AICRP on Floriculture, Dte. of Floriculture, Pune | 0.00 | 0.00 | 0.00 | 0.00 | 627.00 | 90.00 | 717.00 |
| Total HORTICULTURAL SCIENCES | | 0.00 | 0.00 | 373.00 | 194.00 | 33601.19 | 25980.84 | 59776.03 |
| 1 | CARI, Izatnagar | 0.00 | 0.00 | 0.00 | 267.00 | 1815.00 | 1425.00 | 3507.00 |
| 2 | CIRB, Hissar | 0.20 | 0.00 | 2.80 | 239.44 | 1979.25 | 831.97 | 3050.66 |
| 3 | Network on buffaloes | 0.00 | 0.00 | 0.00 | 107.00 | 135.00 | 308.50 | 550.50 |
| 4 | CIRG, Makhdoom | 0.00 | 0.00 | 0.00 | 124.50 | 2640.00 | 752.00 | 3516.50 |
| 5 | AICRP on Goats, CIRG, Makhdoom | 0.80 | 0.00 | 11.20 | 121.80 | 0.00 | 361.20 | 483.00 |
| 6 | CSWRI, Avikanagar | 0.30 | 0.00 | 3.70 | 162.30 | 2750.00 | 1258.70 | 4171.00 |
| 7 | AICRP on Mega Sheep Seed Project, CSWRI, Avikanagar | 0.00 | 0.00 | 0.00 | 10.00 | 0.00 | 115.00 | 125.00 |
| 8 | Network on Sheep Improvement, CSWRI, Avikanagar | 0.00 | 0.00 | 0.00 | 5.00 | 98.00 | 198.00 | 301.00 |
| 9 | IVRI, Izatnagar | 1.00 | 0.00 | 19.00 | 891.00 | 12601.15 | 20342.05 | 33834.20 |
| 10 | Outreach Prog. On Env. Pollutant, IVRI, Izatnagar | 0.00 | 0.00 | 0.00 | 29.00 | 0.00 | 90.00 | 119.00 |

(₹ In lakhs)

| Sl. No. | Name of the Unit/AICRP/Nwtnwork Project/ ATARI etc. | TSP | | | Grand Total | | | |
|---------|--|------------------------|----------|---------|------------------------|----------|----------|----------|
| | | Grant in Aid component | | Total | Grant in Aid component | | Total | |
| | | Capital | Salaries | General | Capital | Salaries | General | |
| 11 | Outreach Prog. On Zoonotic Diseases, IVRI, Izatnagar | 0.00 | 0.00 | 0.00 | 24.00 | 0.00 | 137.00 | 161.00 |
| 12 | Outreach Prog. on Ethno vety. Medicine, IVRI, Izatnagar | 0.00 | 0.00 | 0.00 | 10.00 | 0.00 | 68.00 | 78.00 |
| 13 | Network on GIP,IVRI, Izatnagar | 0.00 | 0.00 | 0.00 | 5.00 | 0.00 | 68.00 | 73.00 |
| 14 | Network on BTd, IVRI, Izatnagar | 0.00 | 0.00 | 0.00 | 21.00 | 0.00 | 42.00 | 63.00 |
| 15 | Network on Neonatal Mortality, IVRI, Izatnagar | 0.00 | 0.00 | 0.00 | 25.00 | 0.00 | 69.00 | 94.00 |
| 16 | Network on Diag. Imaging Tech., IVRI, Izatnagar | 0.00 | 0.00 | 0.00 | 209.00 | 0.00 | 63.00 | 272.00 |
| 17 | CRP on V&D, IVRI, Izatnagar | 0.00 | 0.00 | 0.00 | 171.00 | 0.00 | 460.00 | 631.00 |
| 18 | NIHSAD, Bhopal | 0.00 | 0.00 | 0.00 | 78.00 | 590.00 | 833.90 | 1501.90 |
| 19 | NBAGR, Karnal | 0.00 | 0.00 | 0.00 | 43.80 | 877.00 | 414.50 | 1335.30 |
| 20 | Network Project on Animal Genetic Resources, NBAGR, Karnal | 0.50 | 0.00 | 7.50 | 6.50 | 0.00 | 70.50 | 77.00 |
| 21 | NDRI, Karnal | 0.20 | 0.00 | 2.00 | 439.20 | 8075.22 | 13086.88 | 21601.30 |
| 22 | NIANP, Bangalore | 0.00 | 0.00 | 0.00 | 214.50 | 1050.00 | 497.00 | 1761.50 |
| 23 | AICRP ON NPAERP + OP on Methan Emission, NIANP, Bangalore | 0.50 | 0.00 | 7.50 | 48.70 | 0.00 | 132.50 | 181.20 |
| 24 | NRC on Camel, Bikaner | 1.00 | 0.00 | 3.00 | 52.00 | 719.96 | 291.12 | 1063.08 |
| 25 | NRC on Equines, Hissar | 0.00 | 0.00 | 0.00 | 115.00 | 910.00 | 601.55 | 1626.55 |
| 26 | National Centre for Veterinary Type Culture Collection, NRC on Equines, Hissar | 0.00 | 0.00 | 0.00 | 80.00 | 0.00 | 120.00 | 200.00 |
| 27 | NRC on Meat, Hyderabad | 0.00 | 0.00 | 0.00 | 182.00 | 390.00 | 267.00 | 839.00 |

| Sl. No. | Name of the Unit/AICRP/Nwtwork Project/ ATARI etc. | TSP | | | | Grand Total | | | |
|------------------------------|---|------------------------|-------------|---------------|------------------------|----------------|-----------------|-----------------|-----------------|
| | | Grant in Aid component | | Total | Grant in Aid component | | Total | | |
| | | Capital | Salaries | | General | Capital | | Salaries | General |
| 28 | NRC on Mithun | 2.75 | 0.00 | 39.25 | 42.00 | 349.12 | 370.00 | 396.89 | 1116.01 |
| 29 | NRC on Pig, Guwahati | 8.40 | 0.00 | 73.20 | 81.60 | 163.40 | 370.00 | 448.20 | 981.60 |
| 30 | AICRP on Pig, NRC on Pig, Guwahati | 0.00 | 0.00 | 91.70 | 91.70 | 153.00 | 170.00 | 389.40 | 712.40 |
| 31 | Mega seed on Pig, NRC on Pig, Guwahati | 0.00 | 0.00 | 8.70 | 8.70 | 96.00 | 0.00 | 244.70 | 340.70 |
| 32 | NRC on Yak, Dirang | 0.00 | 0.00 | 21.35 | 21.35 | 1.07 | 330.10 | 385.48 | 716.65 |
| 33 | NIVEDI, Bangalore | 0.00 | 0.00 | 7.45 | 7.45 | 229.00 | 471.00 | 480.79 | 1180.79 |
| 34 | CIRC, Meerut | 0.00 | 0.00 | 0.00 | 0.00 | 89.50 | 668.21 | 220.00 | 977.71 |
| 35 | AICRP on Cattle, CIRC, Meerut | 0.00 | 0.00 | 0.00 | 0.00 | 21.82 | 169.00 | 481.00 | 671.82 |
| 36 | Dte. Of Foot & Mouth Disease, Mukteswar | 0.00 | 0.00 | 0.00 | 0.00 | 990.75 | 250.00 | 938.50 | 2179.25 |
| 37 | Dte. Of Poultry Research, Hyderabad | 0.00 | 0.00 | 0.00 | 0.00 | 160.00 | 733.50 | 704.00 | 1597.50 |
| 38 | AICRP on Poultry, Dte. Of Poultry Research, Hyderabad | 0.00 | 0.00 | 18.00 | 18.00 | 61.00 | 250.00 | 233.50 | 544.50 |
| 39 | Poultry Seed Project, Dte. Of Poultry Research, Hyderabad | 0.00 | 0.00 | 12.00 | 12.00 | 189.00 | 0.00 | 322.50 | 511.50 |
| TOTAL ANIMAL SCIENCES | | 15.65 | 0.00 | 328.35 | 344.00 | 6185.40 | 38412.39 | 48149.33 | 92747.12 |
| 1 | CAZRI, Jodhpur | 25.00 | 0.00 | 50.00 | 75.00 | 97.00 | 4677.00 | 6642.50 | 11416.50 |
| 2 | CRIDA, Hyderabad | 0.00 | 0.00 | 0.00 | 0.00 | 305.00 | 2220.10 | 1168.00 | 3693.10 |
| 3 | AICRP on Dryland Agriculture, CRIDA, Hyderabad | 0.00 | 0.00 | 0.00 | 0.00 | 10.00 | 2370.79 | 250.00 | 2630.79 |
| 4 | AICRP on Agrometeorology, CRIDA, Hyderabad | 0.00 | 0.00 | 0.00 | 0.00 | 10.00 | 612.00 | 100.00 | 722.00 |
| 5 | IIS & WC (CS & WCR & TI), Dehradun | 10.00 | 0.00 | 23.00 | 33.00 | 131.50 | 3900.00 | 1886.00 | 5917.50 |
| 6 | CSSRI, Karnal | 0.00 | 0.00 | 0.00 | 0.00 | 115.00 | 2250.00 | 1315.50 | 3680.50 |

(₹ In lakhs)

| Sl. No. | Name of the Unit/AICRP/Ntwork Project/ ATARI etc. | TSP | | | | Grand Total | | |
|---------|---|------------------------|----------|---------|--------|------------------------|----------|---------|
| | | Grant in Aid component | | | Total | Grant in Aid component | | Total |
| | | Capital | Salaries | General | | Capital | Salaries | General |
| 7 | PCU-SAS, CSSRI, Kamal | 0.00 | 0.00 | 0.00 | 0.00 | 559.00 | 56.00 | 615.00 |
| 8 | ICAR RC For NEH Region., Barapani | 273.00 | 0.00 | 586.00 | 859.00 | 5740.60 | 2573.50 | 9537.10 |
| 9 | ICAR Res. Complex for Eastern Region, Patna | 0.00 | 0.00 | 0.00 | 0.00 | 1991.00 | 1029.50 | 3058.90 |
| 10 | CCARI (ICAR Res. Complex), Goa | 10.00 | 0.00 | 15.00 | 25.00 | 700.25 | 624.87 | 1435.12 |
| 11 | IISS, Bhopal | 0.00 | 0.00 | 10.00 | 10.00 | 1255.00 | 388.00 | 1701.00 |
| 12 | AICRP on Micronutrients, IISS, Bhopal | 0.00 | 0.00 | 10.00 | 10.00 | 510.00 | 135.00 | 665.00 |
| 13 | AICRP on Biofertilizer, IISS, Bhopal | 0.00 | 0.00 | 10.00 | 10.00 | 205.00 | 70.00 | 310.00 |
| 14 | AICRP on STCR, IISS, Bhopal | 0.00 | 0.00 | 10.00 | 10.00 | 542.00 | 106.00 | 658.00 |
| 15 | AICRP on LTFE, IISS, Bhopal | 0.00 | 0.00 | 25.00 | 25.00 | 359.00 | 80.00 | 449.00 |
| 16 | CRP on Conservation Agriculture, IISS, Bhopal | 0.00 | 0.00 | 0.00 | 0.00 | 0.00 | 200.00 | 275.00 |
| 17 | NBSS & LUP, Nagpur | 25.00 | 0.00 | 60.00 | 85.00 | 3100.00 | 4108.50 | 7445.50 |
| 18 | CARI, Jhansi | 0.00 | 0.00 | 0.00 | 0.00 | 683.00 | 287.26 | 1090.26 |
| 19 | AICRP on Agroforestry, CARI, Jhansi | 0.00 | 0.00 | 20.00 | 20.00 | 1000.00 | 91.00 | 1170.00 |
| 20 | IWIM, Bhubaneswar | 0.00 | 0.00 | 5.00 | 5.00 | 762.00 | 223.76 | 1060.76 |
| 21 | AICRP on IWIM, IWIM, Bhubaneswar | 0.00 | 0.00 | 10.00 | 10.00 | 2106.00 | 71.00 | 2187.00 |
| 22 | CRP on Water, IWIM, Bhubaneswar | 0.00 | 0.00 | 0.00 | 0.00 | 0.00 | 225.00 | 325.00 |
| 23 | NRC on Integrated Farming, Motihari | 0.00 | 0.00 | 0.00 | 0.00 | 75.00 | 230.28 | 496.06 |
| 24 | Dre. Of Weed Research, Jabalpur | 0.00 | 0.00 | 0.00 | 0.00 | 604.30 | 393.78 | 1082.08 |
| 25 | AICRP on Weed Management, DWR, Jabalpur | 0.00 | 0.00 | 0.00 | 0.00 | 810.00 | 100.00 | 917.00 |
| 26 | IIFSR, Modipuram | 0.00 | 0.00 | 0.00 | 0.00 | 980.00 | 613.00 | 1651.00 |

| Sl. No. | Name of the Unit/AICRP/Ntwork Project/ ATARI etc. | TSP | | | | Grand Total | | | |
|---------|---|------------------------|-------------|---------------|------------------------|----------------|-----------------|-----------------|-----------------|
| | | Grant in Aid component | | Total | Grant in Aid component | | Total | | |
| | | Capital | Salaries | | General | Capital | | Salaries | General |
| 27 | AICRP on Integrated Farming System, IIFSR, Modipuram | 0.00 | 0.00 | 25.00 | 25.00 | 72.00 | 3039.37 | 420.59 | 3531.96 |
| 28 | Network Project on Organic Farming, IIFSR, Mo-dipuram | 0.00 | 0.00 | 20.00 | 20.00 | 0.00 | 0.00 | 175.00 | 175.00 |
| 29 | NIASM, Baramati | 0.00 | 0.00 | 20.00 | 20.00 | 1061.82 | 414.00 | 692.48 | 2168.30 |
| | TOTAL NRM DIVISION | 343.00 | 0.00 | 899.00 | 1242.00 | 4342.50 | 41465.41 | 24256.52 | 70064.43 |
| 30 | NICRA, Hyderabad | 0.00 | 0.00 | 0.00 | 0.00 | 560.00 | 0.00 | 3597.00 | 4157.00 |
| | TOTAL CRAI/NICRA | 0.00 | 0.00 | 0.00 | 0.00 | 560.00 | 0.00 | 3597.00 | 4157.00 |
| 1 | CIBA, Chennai | 15.00 | 0.00 | 12.00 | 27.00 | 325.00 | 1741.00 | 2939.50 | 5005.50 |
| 2 | AINP on Fish Health, CIBA, Chennai | 0.00 | 0.00 | 0.00 | 0.00 | 0.00 | 0.00 | 184.00 | 184.00 |
| 3 | CIFRI, Barrackpore | 5.00 | 0.00 | 14.00 | 19.00 | 401.75 | 2350.60 | 7089.00 | 9841.35 |
| 4 | CIFA, Bhubaneswar | 5.00 | 0.00 | 15.00 | 20.00 | 368.00 | 2119.80 | 1451.00 | 3938.80 |
| 5 | CIFE, Mumbai | 0.00 | 0.00 | 11.00 | 11.00 | 171.25 | 2900.60 | 2742.00 | 5813.85 |
| 6 | CIFT, Kochi | 0.00 | 0.00 | 10.00 | 10.00 | 268.00 | 2745.50 | 1272.38 | 4285.88 |
| 7 | CMFRI, Kochi | 5.00 | 0.00 | 8.00 | 13.00 | 370.00 | 6201.00 | 8424.00 | 14995.00 |
| 8 | ANIP Mericulture, CMFRI, Kochi | 0.00 | 0.00 | 0.00 | 0.00 | 115.00 | 0.00 | 180.00 | 295.00 |
| 9 | NBFGR, Lucknow | 5.00 | 0.00 | 9.00 | 14.00 | 282.00 | 1180.50 | 938.50 | 2401.00 |
| 10 | CRP Genomics, NBFGR, Lucknow | 0.00 | 0.00 | 0.00 | 0.00 | 0.00 | 0.00 | 361.62 | 361.62 |
| 11 | Dte. Of Coldwater Fisheries Research, Bhimtal | 5.00 | 0.00 | 5.00 | 10.00 | 128.00 | 598.00 | 451.58 | 1177.58 |
| | TOTAL FISHERIES | 40.00 | 0.00 | 84.00 | 124.00 | 2429.00 | 19837.00 | 26033.58 | 48299.58 |
| 1 | CIAE, Bhopal | 0.00 | 0.00 | 0.00 | 0.00 | 76.00 | 2960.90 | 2568.00 | 5604.90 |

(₹ In lakhs)

| Sl. No. | Name of the Unit/AICRP/Nwtnwork Project/ ATARI etc. | TSP | | | | Grand Total | | | |
|---------|--|------------------------|-------------|-------------|-------------|------------------------|-----------------|----------------|-----------------|
| | | Grant in Aid component | | | Total | Grant in Aid component | | | Total |
| | | Capital | Salaries | General | | Capital | Salaries | General | |
| 2 | AICRP on FIM, CIAE, Bhopal | 0.00 | 0.00 | 0.00 | 0.00 | 28.00 | 1110.00 | 163.00 | 1301.00 |
| 3 | AICRP on ESA, CIAE, Bhopal | 0.00 | 0.00 | 0.00 | 0.00 | 22.00 | 300.00 | 70.00 | 392.00 |
| 4 | AICRP on EAAI, CIAE, Bhopal | 0.00 | 0.00 | 0.00 | 0.00 | 25.00 | 700.00 | 110.00 | 835.00 |
| 5 | AICRP on UAE, CIAE, Bhopal | 0.00 | 0.00 | 0.00 | 0.00 | 22.00 | 426.00 | 100.00 | 548.00 |
| 6 | CRP On FMPPF, CIAE, Bhopal | 0.00 | 0.00 | 0.00 | 0.00 | 7.00 | 0.00 | 93.00 | 100.00 |
| 7 | CRP On EA, CIAE, Bhopal | 0.00 | 0.00 | 0.00 | 0.00 | 6.00 | 0.00 | 71.00 | 77.00 |
| 8 | CIPHET, Ludhiana | 0.00 | 0.00 | 0.00 | 0.00 | 50.00 | 922.00 | 500.00 | 1472.00 |
| 9 | AICRP on PET, CIPHET, Ludhiana | 0.00 | 0.00 | 0.00 | 0.00 | 23.00 | 236.00 | 80.00 | 339.00 |
| 10 | AICRP on PHET, CIPHET, Ludhiana | 0.00 | 0.00 | 0.00 | 0.00 | 28.00 | 1639.00 | 330.00 | 1997.00 |
| 11 | CRP On SA, CIPHET, Ludhiana | 0.00 | 0.00 | 0.00 | 0.00 | 6.00 | 0.00 | 100.00 | 106.00 |
| 12 | CRP On HF, CIPHET, Ludhiana | 0.00 | 0.00 | 0.00 | 0.00 | 6.00 | 0.00 | 100.00 | 106.00 |
| 13 | CIRCOT, Mumbai | 0.00 | 0.00 | 0.00 | 0.00 | 50.00 | 1725.20 | 2640.00 | 4415.20 |
| 14 | CRP on Natural Fibres, CIRCOT, Mumbai | 0.00 | 0.00 | 0.00 | 0.00 | 5.49 | 0.00 | 60.00 | 65.49 |
| 15 | IINRG, Ranchi | 0.00 | 0.00 | 0.00 | 0.00 | 60.00 | 1092.60 | 557.00 | 1709.60 |
| 16 | NWP on HP VANR&G, IINRG, Ranchi | 0.00 | 0.00 | 0.00 | 0.00 | 12.00 | 0.00 | 125.00 | 137.00 |
| 17 | NWP on CLIGR, IINRG, Ranchi | 0.00 | 0.00 | 0.00 | 0.00 | 12.00 | 0.00 | 125.00 | 137.00 |
| 18 | NIRJAFT, Kolkata | 0.00 | 0.00 | 0.00 | 0.00 | 30.00 | 1142.00 | 909.00 | 2081.00 |
| | TOTAL AGRICULTURAL ENGINEERING | 0.00 | 0.00 | 0.00 | 0.00 | 468.49 | 12253.70 | 8701.00 | 21423.19 |
| 1 | IASRI including CABin, New Delhi | 0.00 | 0.00 | 0.00 | 0.00 | 109.00 | 2677.00 | 3441.40 | 6227.40 |

| Sl. No. | Name of the Unit/AICRP/Ntwork Project/ ATARI etc. | TSP | | | | Grand Total | | | |
|---------|---|------------------------|-------------|----------------|------------------------|-----------------|----------------|-----------------|-----------------|
| | | Grant in Aid component | | Total | Grant in Aid component | | Total | | |
| | | Capital | Salaries | | General | Capital | | Salaries | General |
| 2 | NIAP & PR, New Delhi | 0.00 | 0.00 | 0.00 | 0.00 | 82.00 | 501.00 | 437.80 | 1020.80 |
| | TOTAL ECO. STATISTICS & MANAGEMENT | 0.00 | 0.00 | 0.00 | 0.00 | 191.00 | 3178.00 | 3879.20 | 7248.20 |
| 1 | NAARM, Hyderabad | 0.00 | 0.00 | 0.00 | 0.00 | 0.00 | 2034.00 | 4866.00 | 6900.00 |
| 2 | CIWA, Bhubaneswar | 0.00 | 0.00 | 0.00 | 0.00 | 4.00 | 405.00 | 291.00 | 700.00 |
| 3 | AICRP on Home Science, CIWA, Bhubaneswar | 0.00 | 0.00 | 0.00 | 0.00 | 0.00 | 1500.00 | 860.00 | 2360.00 |
| 4 | Strengthening and Development of Higher Agricultural Education in India | 0.00 | 0.00 | 2354.00 | 2354.00 | 30823.00 | 670.00 | 26815.00 | 58308.00 |
| | TOTAL AG. EDUCATION DIVISION | 0.00 | 0.00 | 2354.00 | 2354.00 | 30827.00 | 4609.00 | 32832.00 | 68268.00 |
| 1 | HEADQUARTERS UNIT | 0.00 | 0.00 | 0.00 | 0.00 | 173.00 | 7911.27 | 9910.00 | 17994.27 |
| 2 | EXTRAMURAL FUND | 0.00 | 0.00 | 0.00 | 0.00 | 180.00 | 0.00 | 220.00 | 400.00 |
| 3 | AUDITORIUM | 0.00 | 0.00 | 0.00 | 0.00 | 7425.00 | 0.00 | 0.00 | 7425.00 |
| 4 | ASRB | 0.00 | 0.00 | 0.00 | 0.00 | 200.00 | 720.00 | 1051.00 | 1971.00 |
| 5 | SOCIETIES/AWARD | 0.00 | 0.00 | 0.00 | 0.00 | 7.50 | 0.00 | 570.00 | 577.50 |
| 6 | NASM | 0.00 | 0.00 | 0.00 | 0.00 | 100.00 | 0.00 | 0.00 | 100.00 |
| 7 | INT. COOP - CGIAR | 0.00 | 0.00 | 0.00 | 0.00 | 0.00 | 0.00 | 5130.00 | 5130.00 |
| 8 | HRM | 0.00 | 0.00 | 0.00 | 0.00 | 0.00 | 0.00 | 650.00 | 650.00 |
| 9 | Publicity and Public Relations | 0.00 | 0.00 | 0.00 | 0.00 | 0.00 | 0.00 | 750.00 | 750.00 |
| 10 | CERA | 0.00 | 0.00 | 0.00 | 0.00 | 436.00 | 0.00 | 3247.00 | 3683.00 |
| 11 | NAIF | 0.00 | 0.00 | 0.00 | 0.00 | 500.00 | 0.00 | 1000.00 | 1500.00 |
| 12 | CREATION AND MAINTENANCE OF INFRA-STRUCTURE | 0.00 | 0.00 | 0.00 | 0.00 | 2171.50 | 0.00 | 35.00 | 2206.50 |

(₹ In lakhs)

| Sl. No. | Name of the Unit/AICRP/Nwtwork Project/ ATARI etc. | TSP | | | | Grand Total | | |
|---------|--|------------------------|-------------|-------------|------------------------|----------------|-----------------|-----------------|
| | | Grant in Aid component | | Total | Grant in Aid component | | Total | |
| | | Capital | Salaries | | General | Capital | | Salaries |
| 13 | EVALUATION OF SCHEMES | 0.00 | 0.00 | 0.00 | 0.00 | 0.00 | 15.00 | 15.00 |
| | ICAR Res. Data Repository | 0.00 | 0.00 | 0.00 | 54.00 | 0.00 | 281.00 | 335.00 |
| | Swachhata Action Plan | 0.00 | 0.00 | 0.00 | 0.00 | 0.00 | 150.00 | 150.00 |
| | TOTAL ICAR HQRS. | 0.00 | 0.00 | 0.00 | 11247.00 | 8631.27 | 23009.00 | 42887.27 |
| 1 | PIU, NASF | 0.00 | 0.00 | 0.00 | 2180.00 | 120.00 | 1475.00 | 3775.00 |
| 2 | Funding to Projects | 0.00 | 0.00 | 0.00 | 0.00 | 0.00 | 0.00 | 0.00 |
| | TOTAL OTHERS | 0.00 | 0.00 | 0.00 | 2180.00 | 120.00 | 1475.00 | 3775.00 |
| 1 | DKMA, New Delhi | 0.00 | 0.00 | 0.00 | 25.00 | 580.00 | 450.00 | 1055.00 |
| 2 | ATARI ZONE-I, Ludhiana | 124.00 | 0.00 | 348.00 | 624.00 | 7330.00 | 1312.85 | 9266.85 |
| 3 | ATARI ZONE-II, Jodhpur | 43.00 | 0.00 | 159.50 | 953.00 | 6560.00 | 909.05 | 8422.05 |
| 4 | ATARI ZONE-III, Kanpur | 36.00 | 0.00 | 152.50 | 579.00 | 8000.00 | 988.50 | 9567.50 |
| 5 | ATARI ZONE-IV, Patna | 78.65 | 0.00 | 332.95 | 701.65 | 6189.00 | 1312.75 | 8203.40 |
| 6 | ATARI ZONE-V, Kolkata | 126.35 | 0.00 | 271.85 | 1100.35 | 4733.99 | 1377.50 | 7211.84 |
| 7 | ATARI ZONE-VI, Guwahati | 185.00 | 0.00 | 382.20 | 660.00 | 4636.00 | 801.20 | 6097.20 |
| 8 | ATARI ZONE-VII, Barapani | 185.00 | 0.00 | 445.50 | 531.00 | 4014.94 | 822.50 | 5368.44 |
| 9 | ATARI ZONE-VIII, Pune | 67.00 | 0.00 | 254.50 | 542.00 | 7150.00 | 944.50 | 8636.50 |
| 10 | ATARI ZONE-IX, Jabalpur | 95.00 | 0.00 | 320.50 | 1687.48 | 5713.60 | 1430.55 | 8831.63 |
| 11 | ATARI ZONE-X, Hyderabad | 90.00 | 0.00 | 287.50 | 874.77 | 5971.70 | 1363.61 | 8210.08 |
| 12 | ATARI ZONE-XI, Bengalore | 0.00 | 0.00 | 0.00 | 0.00 | 4445.50 | 816.23 | 5261.73 |
| 13 | FARMER FIRST | 0.00 | 0.00 | 0.00 | 283.75 | 0.00 | 1704.76 | 1988.51 |

(₹ In lakhs)

| Sl. No. | Name of the Unit/AICRP/Network Project/ ATARI etc. | TSP | | | | Grand Total | | | |
|---------|--|------------------------|-------------|----------------|----------------|------------------------|------------------|------------------|------------------|
| | | Grant in Aid component | | | Total | Grant in Aid component | | | Total |
| | | Capital | Salaries | General | | Capital | Salaries | General | |
| 14 | ARYA | 50.00 | 0.00 | 100.00 | 150.00 | 150.00 | 0.00 | 400.00 | 550.00 |
| 15 | EMF | 0.00 | 0.00 | 0.00 | 0.00 | 0.00 | 0.00 | 0.00 | 0.00 |
| 16 | NETWORK PROJECT | 0.00 | 0.00 | 0.00 | 0.00 | 0.00 | 0.00 | 0.00 | 0.00 |
| 17 | DISASTER MGMT. | 0.00 | 0.00 | 0.00 | 0.00 | 30.00 | 0.00 | 10.00 | 40.00 |
| | TOTAL AGRICULTURAL EXTENSION | 1080.00 | 0.00 | 2025.00 | 3105.00 | 8742.00 | 65324.73 | 14644.00 | 88710.73 |
| 1 | National Agricultural Higher Education Project (NAHEP) | 0.00 | 0.00 | 0.00 | 0.00 | 10.00 | 0.00 | 238.69 | 248.69 |
| | TOTAL NAHEP | 0.00 | 0.00 | 0.00 | 0.00 | 10.00 | 0.00 | 238.69 | 248.69 |
| | GRAND TOTAL | 1506.65 | 0.00 | 6656.35 | 8163.00 | 77686.97 | 308928.34 | 278140.24 | 664755.55 |

PART – VII

COMPONENTS-WISE BUDGET ESTIMATES 2018-19

COMPONENT-WISE BUDGET ESTIMATES 2018-19

(₹ In lakhs)

| Sl.No. | Name of the Unit/AICRP/ Nwtwork Project/ATARI etc. | Other than NEH & TSP | | | | | | NEH | | | | Total - NEH (9+10+11) |
|--------|--|------------------------|-----------------|----------|------------------------|--|------------------------|---------|----------|-----------------------------|---------|-----------------------------|
| | | Grant in Aid component | | | Total-General (5+6) | Total -Other than NEH & TSP (3+4+7) | Grant in Aid component | | | Total - NEH (9+10+11) | | |
| | | Capital | Total Salary | Pension | | | General | Capital | Salaries | | General | |
| 3 | 4 | 5 | 6 | 7 | 8 | 9 | 10 | 11 | 12 | | | |
| 1 | CICR, Nagpur | 607.26 | 2568.00 | 350.00 | 1152.00 | 1502.00 | 4677.26 | 0.00 | 0.00 | 0.00 | 0.00 | 0.00 |
| 2 | AICRP on Cotton, CICR, Nagpur | 0.00 | 1646.00 | 0.00 | 191.25 | 191.25 | 1837.25 | 0.00 | 0.00 | 0.00 | 0.00 | 0.00 |
| 3 | CRIJAF, Barrackpore | 31.00 | 2107.25 | 430.00 | 665.00 | 1095.00 | 3233.25 | 0.00 | 0.00 | 0.00 | 0.00 | 0.00 |
| 4 | AINPJAF, CRIJAF, Barrackpore | 0.00 | 172.00 | 0.00 | 85.10 | 85.10 | 257.10 | 0.00 | 80.00 | 0.00 | 80.00 | 80.00 |
| 5 | NRRI, Cuttack | 1170.70 | 3150.08 | 4800.00 | 1285.48 | 6085.48 | 10406.26 | 0.00 | 0.00 | 215.00 | 215.00 | 215.00 |
| 6 | Incentivizing Research in Agriculture, NRRI, Cuttack | 663.50 | 0.00 | 0.00 | 879.15 | 879.15 | 1542.65 | 0.00 | 0.00 | 0.00 | 0.00 | 0.00 |
| 7 | CTRI, Rajamundry | 41.40 | 2415.00 | 2253.00 | 600.90 | 2853.90 | 5310.30 | 0.00 | 0.00 | 0.00 | 0.00 | 0.00 |
| 8 | NETWORK on Tobacco, CTRI, Rajamundry | 0.00 | 278.00 | 0.00 | 60.60 | 60.60 | 338.60 | 0.00 | 0.00 | 0.00 | 0.00 | 0.00 |
| 9 | IARI, New Delhi | 5451.42 | 19577.75 | 15000.00 | 15514.94 | 30514.94 | 55544.11 | 0.00 | 0.00 | 1253.60 | 1253.60 | 1253.60 |
| 10 | Pesticide Residues, IARI, New Delhi | 69.60 | 287.00 | 0.00 | 182.56 | 182.56 | 539.16 | 0.00 | 45.00 | 0.00 | 45.00 | 45.00 |
| 11 | AICRP Nematode, IARI, New Delhi | 0.00 | 434.00 | 0.00 | 114.00 | 114.00 | 548.00 | 0.00 | 45.00 | 51.00 | 96.00 | 96.00 |
| 12 | CRP On Hybrid Technology, IARI, New Delhi | 57.50 | 0.00 | 0.00 | 502.05 | 502.05 | 559.55 | 0.00 | 0.00 | 0.00 | 0.00 | 0.00 |
| 13 | CRP On Molecular Breeding, IARI, New Delhi | 57.50 | 0.00 | 0.00 | 383.90 | 383.90 | 441.40 | 0.00 | 0.00 | 0.00 | 0.00 | 0.00 |

COMPONENT-WISE BUDGET ESTIMATES 2018-19

(₹ In lakhs)

| Sl.No. | Name of the Unit/AICRP/ Nwtwork Project/ATARI etc. | Other than NEH & TSP | | | | | | NEH | | | | Total - NEH (9+10+11) |
|--------|--|------------------------|-----------------|---------|------------------------|--|------------------------|---------|----------|-----------------------------|---------|-----------------------------|
| | | Grant in Aid component | | | Total-General (5+6) | Total -Other than NEH & TSP (3+4+7) | Grant in Aid component | | | Total - NEH (9+10+11) | | |
| | | Capital | Total Salary | Pension | | | General | Capital | Salaries | | General | |
| 1 | 2 | 3 | 4 | 5 | 6 | 7 | 8 | 9 | 10 | 11 | 12 | |
| 14 | IARI Types Deemed University, Assam | 3004.00 | 0.00 | 0.00 | 152.00 | 152.00 | 3156.00 | 0.00 | 0.00 | 0.00 | 0.00 | 0.00 |
| 15 | IARI Types Deemed University, Jharkhand | 5045.80 | 0.00 | 0.00 | 390.00 | 390.00 | 5435.80 | 0.00 | 0.00 | 0.00 | 0.00 | 0.00 |
| 16 | IGFRI, Jhansi | 78.00 | 3026.85 | 300.00 | 976.30 | 1276.30 | 4381.15 | 0.00 | 0.00 | 0.00 | 0.00 | 0.00 |
| 17 | AICRP on Forage Crops and Utilization, IGFRI, Jhansi | 6.00 | 755.00 | 0.00 | 148.00 | 148.00 | 909.00 | 0.00 | 75.00 | 0.00 | 0.00 | 75.00 |
| 18 | IIPR, Kanpur | 1063.00 | 2151.00 | 265.00 | 829.00 | 1094.00 | 4308.00 | 0.00 | 0.00 | 0.00 | 0.00 | 0.00 |
| 19 | AICRP on Chickpea, IIPR, Kanpur | 0.00 | 933.00 | 0.00 | 164.00 | 164.00 | 1097.00 | 0.00 | 75.00 | 0.00 | 0.00 | 75.00 |
| 20 | AICRP on Mullarp, IIPR, Kanpur | 0.00 | 986.00 | 0.00 | 173.00 | 173.00 | 1159.00 | 0.00 | 180.00 | 74.00 | 0.00 | 254.00 |
| 21 | AICRP on Pigeonpea, IIPR, Kanpur | 0.00 | 840.00 | 0.00 | 138.00 | 138.00 | 978.00 | 0.00 | 105.00 | 0.00 | 0.00 | 105.00 |
| 22 | AICRP on Arid Legumes, IIPR Kanpur | 0.00 | 252.00 | 0.00 | 65.00 | 65.00 | 317.00 | 0.00 | 0.00 | 0.00 | 0.00 | 0.00 |
| 23 | IISR, Lucknow | 159.00 | 2785.00 | 1800.00 | 2995.49 | 4795.49 | 7739.49 | 0.00 | 0.00 | 0.00 | 0.00 | 0.00 |
| 24 | AICRP on Sugarcane, IISR, Lucknow | 0.00 | 877.00 | 0.00 | 153.25 | 153.25 | 1030.25 | 0.00 | 85.00 | 0.00 | 0.00 | 85.00 |
| 25 | NBAIM, Maunath Bhanjan | 38.00 | 399.00 | 35.00 | 567.00 | 602.00 | 1039.00 | 0.00 | 0.00 | 0.00 | 0.00 | 0.00 |

COMPONENT-WISE BUDGET ESTIMATES 2018-19

(₹ In lakhs)

| Sl.No. | Name of the Unit/AICRP/ Nwtwork Project/ATARI etc. | Other than NEH & TSP | | | | | | NEH | | | | Total - NEH (9+10+11) | |
|--------|--|------------------------|-----------------|---------|---|------------------------|------------------------|---------|-----------------------------|----------|---------|-----------------------------|--------|
| | | Grant in Aid component | | | Total-Other than NEH & TSP (3+4+7) | Grant in Aid component | | | Total - NEH (9+10+11) | | | | |
| | | Capital | Total Salary | Pension | | General | Total-General (5+6) | Capital | | Salaries | General | | |
| 3 | 4 | 5 | 6 | 7 | 8 | 9 | 10 | 11 | 12 | | | | |
| 26 | AMAAS, NBAIM, Mau | 0.00 | 0.00 | 0.00 | 345.00 | 345.00 | 345.00 | 0.00 | 0.00 | 0.00 | 0.00 | 0.00 | 0.00 |
| 27 | NBGR, New Delhi | 1523.00 | 4180.00 | 3080.00 | 1972.00 | 5052.00 | 10755.00 | 0.00 | 0.00 | 191.00 | 191.00 | 191.00 | 191.00 |
| 28 | AICRP POTENTIAL CROP, NBPGR, New Delhi | 0.00 | 231.00 | 0.00 | 88.40 | 88.40 | 319.40 | 0.00 | 0.00 | 0.00 | 0.00 | 0.00 | 0.00 |
| 29 | CRP-AGRO BIODIVERSITY, NBPGR, New Delhi | 11.50 | 0.00 | 0.00 | 418.50 | 418.50 | 430.00 | 0.00 | 0.00 | 0.00 | 0.00 | 0.00 | 0.00 |
| 30 | SBI, Coimbatore | 129.00 | 3000.00 | 500.00 | 949.00 | 1449.00 | 4578.00 | 0.00 | 0.00 | 0.00 | 0.00 | 0.00 | 0.00 |
| 31 | VPKAS, Almora | 571.00 | 1210.25 | 110.00 | 546.00 | 656.00 | 2437.25 | 0.00 | 0.00 | 0.00 | 0.00 | 0.00 | 0.00 |
| 32 | NRCIPM, New Delhi | 535.00 | 730.20 | 70.00 | 617.00 | 687.00 | 1952.20 | 0.00 | 0.00 | 0.00 | 0.00 | 96.00 | 96.00 |
| 33 | AINP On Soil Arthropod Pests, NRCIPM, New Delhi | 9.50 | 162.00 | 0.00 | 114.00 | 114.00 | 285.50 | 0.00 | 22.00 | 72.00 | 72.00 | 72.00 | 94.00 |
| 34 | AINP on Agricultural Acarology, NRCIPM, New Delhi | 14.50 | 200.00 | 0.00 | 85.00 | 85.00 | 299.50 | 0.00 | 0.00 | 29.00 | 29.00 | 29.00 | 29.00 |
| 35 | DGR, Junagadh | 123.05 | 896.00 | 145.00 | 617.45 | 762.45 | 1781.50 | 0.00 | 0.00 | 0.00 | 0.00 | 0.00 | 0.00 |
| 36 | AICRP on Groudnut, DGR, Junagadh | 0.00 | 851.00 | 0.00 | 259.34 | 259.34 | 1110.34 | 0.00 | 0.00 | 0.00 | 0.00 | 0.00 | 0.00 |
| 37 | NRC Plant Biotechnology, New Delhi | 293.00 | 814.00 | 150.00 | 538.00 | 688.00 | 1795.00 | 0.00 | 0.00 | 0.00 | 0.00 | 0.00 | 0.00 |

COMPONENT-WISE BUDGET ESTIMATES 2018-19

(₹ In lakhs)

| Sl.No. | Name of the Unit/AICRP/ Nwtwork Project/ATARI etc. | Other than NEH & TSP | | | | | | NEH | | | | Total - NEH (9+10+11) | |
|--------|--|------------------------|-----------------|---------|---|------------------------|------------------------|---------|-----------------------------|----------|---------|-----------------------------|------|
| | | Grant in Aid component | | | Total-Other than NEH & TSP (3+4+7) | Grant in Aid component | | | Total - NEH (9+10+11) | | | | |
| | | Capital | Total Salary | Pension | | General | Total-General (5+6) | Capital | | Salaries | General | | |
| 3 | 4 | 5 | 6 | 7 | 8 | 9 | 10 | 11 | 12 | | | | |
| 38 | NETWORK PROJECT ON TRANSGENIC IN CROPS, NRCPB, New Delhi | 31.00 | 0.00 | 0.00 | 356.00 | 356.00 | 387.00 | 0.00 | 0.00 | 0.00 | 0.00 | 0.00 | 0.00 |
| 39 | DR & MR, Bharatpur | 92.00 | 583.15 | | 436.04 | 436.04 | 1111.19 | 0.00 | 0.00 | 0.00 | 0.00 | 0.00 | 0.00 |
| 40 | AICRP on R&M, DR & MR, Bharatpur | 0.00 | 986.00 | 0.00 | 191.00 | 191.00 | 1177.00 | 0.00 | 64.00 | 398.00 | 462.00 | | |
| 41 | IIMR, Hyderabad | 574.57 | 1280.00 | 48.00 | 730.00 | 778.00 | 2632.57 | 0.00 | 0.00 | 0.00 | 0.00 | 0.00 | 0.00 |
| 42 | AICRP on Sorghum, IIMR, Hyderabad | 0.00 | 636.00 | 0.00 | 127.00 | 127.00 | 763.00 | 0.00 | 0.00 | 0.00 | 0.00 | 0.00 | 0.00 |
| 43 | AICRP on Pearl Millets, IIMR, Hyderabad | 0.00 | 560.00 | 0.00 | 488.00 | 488.00 | 1048.00 | 0.00 | 0.00 | 0.00 | 0.00 | 0.00 | 0.00 |
| 44 | AICRP on Small Millets, IIMR, Hyderabad | 0.00 | 457.00 | 0.00 | 59.00 | 59.00 | 516.00 | 0.00 | 0.00 | 0.00 | 0.00 | 0.00 | 0.00 |
| 45 | DSR, Indore | 40.00 | 948.00 | 10.00 | 544.00 | 554.00 | 1542.00 | 0.00 | 0.00 | 0.00 | 0.00 | 0.00 | 0.00 |
| 46 | AICRP on Soyabean, Indore | 0.00 | 746.00 | 0.00 | 219.90 | 219.90 | 965.90 | 0.00 | 105.00 | 663.00 | 768.00 | | |
| 47 | NBAIR, Bengaluru | 161.00 | 966.12 | 100.00 | 412.00 | 512.00 | 1639.12 | 0.00 | 0.00 | 0.00 | 0.00 | 0.00 | 0.00 |
| 48 | AICRP on Biological Control, NBAIR, Bengaluru | 0.00 | 392.00 | 0.00 | 413.18 | 413.18 | 805.18 | 0.00 | 37.00 | 95.00 | 132.00 | | |
| 49 | AICRP on Honey Bee & Pollinators, NBAIR, Bengaluru | 28.75 | 293.00 | 0.00 | 178.50 | 178.50 | 500.25 | 0.00 | 75.00 | 103.40 | 178.40 | | |

COMPONENT-WISE BUDGET ESTIMATES 2018-19

(₹ In lakhs)

| Sl.No. | Name of the Unit/AICRP/ Nwtwork Project/ATARI etc. | Other than NEH & TSP | | | | | | NEH | | | | Total - NEH (9+10+11) |
|--------|---|------------------------|-----------------|---------|------------------------|--|------------------------|---------|----------|-----------------------------|---------|-----------------------------|
| | | Grant in Aid component | | | Total-General (5+6) | Total -Other than NEH & TSP (3+4+7) | Grant in Aid component | | | Total - NEH (9+10+11) | | |
| | | Capital | Total Salary | Pension | | | General | Capital | Salaries | | General | |
| 1 | 2 | 3 | 4 | 5 | 6 | 7 | 8 | 9 | 10 | 11 | 12 | |
| 50 | AINP on VertibratePest Management, NBAIR, Bengaluru | 46.80 | 242.00 | 0.00 | 158.00 | 158.00 | 446.80 | 0.00 | 58.00 | 46.00 | 104.00 | |
| 51 | IIMR, New Delhi | 623.00 | 525.20 | 55.00 | 677.44 | 732.44 | 1880.64 | 0.00 | 0.00 | 144.00 | 144.00 | |
| 52 | AICRP On Maize, IIMR, New Delhi | 0.00 | 1367.00 | 0.00 | 305.00 | 305.00 | 1672.00 | 0.00 | 11.00 | 96.00 | 107.00 | |
| 53 | IIOR, Hyderabad | 107.00 | 1917.15 | 450.00 | 774.00 | 1224.00 | 3248.15 | 0.00 | 0.00 | 54.00 | 54.00 | |
| 54 | AICRP on Oilseed, Hyderabad | 0.00 | 1344.00 | 0.00 | 160.00 | 160.00 | 1504.00 | 0.00 | 0.00 | 0.00 | 0.00 | |
| 55 | AICRP on Linseed, IIOR, Hyderabad | 5.75 | 482.00 | 0.00 | 95.10 | 95.10 | 582.85 | 0.00 | 43.00 | 265.00 | 308.00 | |
| 56 | AICRP on Sesame & Niger, IIOR, Hyderabad | 0.00 | 1006.00 | 0.00 | 87.00 | 87.00 | 1093.00 | 0.00 | 0.00 | 0.00 | 0.00 | |
| 57 | IIRR, Hyderabad | 33.40 | 2305.00 | 220.00 | 859.00 | 1079.00 | 3417.40 | 0.00 | 0.00 | 73.00 | 73.00 | |
| 58 | AICRP on Rice, IIRR, Hyderabad | 0.00 | 1350.00 | 0.00 | 644.95 | 644.95 | 1994.95 | 0.00 | 225.00 | 1425.00 | 1650.00 | |
| 59 | CRP on Rice Biofortification, IIRR, Hyderabad | 23.00 | 0.00 | 0.00 | 543.35 | 543.35 | 566.35 | 0.00 | 0.00 | 0.00 | 0.00 | |
| 60 | IIWBR, Karnal | 370.50 | 1776.00 | 140.00 | 886.70 | 1026.70 | 3173.20 | 0.00 | 0.00 | 0.00 | 0.00 | |
| 61 | AICRP on Wheat & Barley, IIWBR, Kamal | 0.00 | 1888.00 | 0.00 | 273.78 | 273.78 | 2161.78 | 0.00 | 44.00 | 31.00 | 75.00 | |

COMPONENT-WISE BUDGET ESTIMATES 2018-19

(₹ In lakhs)

| Sl.No. | Name of the Unit/AICRP/ Nwtwork Project/ATARI etc. | Other than NEH & TSP | | | | | | NEH | | | | | Total - NEH (9+10+11) |
|--------|---|------------------------|-----------------|-----------------|------------------------|--|------------------------|-------------|----------------|-----------------------------|----------------|--------|-----------------------------|
| | | Grant in Aid component | | | Total-General (5+6) | Total -Other than NEH & TSP (3+4+7) | Grant in Aid component | | | Total - NEH (9+10+11) | | | |
| | | Capital | Total Salary | Pension | | | General | Capital | Salaries | | General | | |
| 1 | 2 | 3 | 4 | 5 | 6 | 7 | 8 | 9 | 10 | 11 | 12 | | |
| 62 | IISS, Maunath Bhanjan | 103.00 | 341.00 | 24.00 | 406.00 | 430.00 | 874.00 | 0.00 | 0.00 | 0.00 | 0.00 | 0.00 | |
| 63 | AICRP NSP (CROPS), DSR, Maunath Bhanjan | 28.00 | 1570.00 | 0.00 | 262.88 | 262.88 | 1860.88 | 0.00 | 110.00 | 0.00 | 0.00 | 110.00 | |
| 64 | Seed Production in Agricultural Corps and Fisheries, DSR, Mau | 46.00 | 0.00 | 0.00 | 729.00 | 729.00 | 775.00 | 0.00 | 0.00 | 0.00 | 0.00 | 0.00 | |
| 65 | NIBSM, Raipur | 1665.00 | 294.00 | 0.00 | 322.00 | 322.00 | 2281.00 | 0.00 | 0.00 | 0.00 | 0.00 | 0.00 | |
| 66 | IIAB, Ranchi | 1000.00 | 252.00 | 0.00 | 184.52 | 184.52 | 1436.52 | 0.00 | 0.00 | 0.00 | 0.00 | 0.00 | |
| | Total Crop Sciences | 25732.00 | 82421.00 | 30335.00 | 46441.00 | 76776.00 | 184929.00 | 0.00 | 1484.00 | 5375.00 | 6859.00 | | |
| 1 | CIARI, Port Blair | 75.00 | 1710.20 | 110.00 | 427.55 | 537.55 | 2322.75 | 0.00 | 0.00 | 0.00 | 0.00 | 0.00 | |
| 2 | CIAH, Bikaner | 134.00 | 1423.00 | 100.00 | 461.00 | 561.00 | 2118.00 | 0.00 | 0.00 | 0.00 | 0.00 | 0.00 | |
| 3 | AICRP on AZF, CIAH, Bikaner | 11.00 | 677.00 | 0.00 | 113.00 | 113.00 | 801.00 | 0.00 | 0.00 | 0.00 | 0.00 | 0.00 | |
| 4 | CISH, Lucknow | 200.00 | 1661.40 | 450.00 | 709.00 | 1159.00 | 3020.40 | 0.00 | 0.00 | 0.00 | 5.00 | 5.00 | |
| 5 | CITH, Srinagar | 111.00 | 483.00 | 20.00 | 527.00 | 547.00 | 1141.00 | 2.00 | 0.00 | 20.00 | 22.00 | 22.00 | |
| 6 | CPCRI, Kasaragod | 140.00 | 3098.10 | 2450.00 | 1610.40 | 4060.40 | 7298.50 | 0.00 | 0.00 | 0.00 | 0.00 | 0.00 | |
| 7 | AICRP on Palms, CPCRI, Kasaragod | 10.00 | 381.00 | 0.00 | 200.00 | 200.00 | 591.00 | 0.00 | 0.00 | 0.00 | 0.00 | 0.00 | |
| 8 | CPRI, Shimla | 132.00 | 3422.00 | 1750.00 | 949.60 | 2699.60 | 6253.60 | 0.00 | 0.00 | 3.00 | 3.00 | 3.00 | |

COMPONENT-WISE BUDGET ESTIMATES 2018-19

(₹ In lakhs)

| Sl.No. | Name of the Unit/AICRP/ Nwtwork Project/ATARI etc. | Other than NEH & TSP | | | | | | NEH | | | | Total - NEH (9+10+11) |
|--------|--|------------------------|-----------------|---------|------------------------|--|------------------------|---------|----------|-----------------------------|---------|-----------------------------|
| | | Grant in Aid component | | | Total-General (5+6) | Total -Other than NEH & TSP (3+4+7) | Grant in Aid component | | | Total - NEH (9+10+11) | | |
| | | Capital | Total Salary | Pension | | | General | Capital | Salaries | | General | |
| 1 | 2 | 3 | 4 | 5 | 6 | 7 | 8 | 9 | 10 | 11 | 12 | |
| 9 | AICRP on Potato, CPRI, Shimla | 0.00 | 459.00 | 0.00 | 78.20 | 78.20 | 537.20 | 0.00 | 45.00 | 32.80 | 77.80 | |
| 10 | CTCRI, Thiruvanthapuram | 80.00 | 1680.00 | 250.00 | 456.14 | 706.14 | 2466.14 | 0.00 | 0.00 | 5.00 | 5.00 | |
| 11 | AICRP on Tuber Crops, CTCRI, Thiruvanthapuram | 7.00 | 214.00 | 0.00 | 117.60 | 117.60 | 338.60 | 0.00 | 22.00 | 26.00 | 48.00 | |
| 12 | IIHR, Bangalore | 211.00 | 5150.00 | 3000.00 | 1311.00 | 4311.00 | 9672.00 | 0.00 | 0.00 | 5.00 | 5.00 | |
| 13 | AICRP on Fruit, IIHR, Bangalore | 200.00 | 2490.00 | 0.00 | 628.00 | 628.00 | 3318.00 | 20.00 | 240.00 | 41.00 | 301.00 | |
| 14 | IISR, Calicut | 194.00 | 1208.00 | 132.00 | 573.00 | 705.00 | 2107.00 | 0.00 | 0.00 | 3.00 | 3.00 | |
| 15 | AICRP on Spices, IISR, Calicut | 0.00 | 446.00 | 0.00 | 104.00 | 104.00 | 550.00 | 0.00 | 0.00 | 28.00 | 28.00 | |
| 16 | IIVR, Varanasi | 434.50 | 1276.00 | 50.00 | 828.50 | 878.50 | 2589.00 | 0.00 | 0.00 | 2.00 | 2.00 | |
| 17 | AICRP on Vegetables, IIVR, Varanasi | 25.00 | 1511.00 | 0.00 | 467.00 | 467.00 | 2003.00 | 0.00 | 22.00 | 23.20 | 45.20 | |
| 18 | NRC for Banana, Tiruchirapalli | 166.00 | 635.00 | 30.00 | 430.00 | 460.00 | 1261.00 | 0.00 | 0.00 | 0.00 | 0.00 | |
| 19 | Dte. for Cashew Research, Puttur | 199.00 | 546.00 | 94.00 | 377.00 | 471.00 | 1216.00 | 0.00 | 0.00 | 0.00 | 0.00 | |
| 20 | AICRP on Cashew, Dte. For Cashew Research, Puttur | 10.00 | 210.00 | 0.00 | 123.00 | 123.00 | 343.00 | 0.00 | 0.00 | 0.00 | 0.00 | |
| 21 | CCRI, Nagpur | 100.00 | 772.00 | 16.00 | 691.10 | 707.10 | 1579.10 | 10.00 | 0.00 | 24.00 | 34.00 | |

COMPONENT-WISE BUDGET ESTIMATES 2018-19

(₹ In lakhs)

| Sl.No. | Name of the Unit/AICRP/ Nwtwork Project/ATARI etc. | Other than NEH & TSP | | | | | | NEH | | | | |
|--------|--|------------------------|-----------------|---------|---|------------------------|------------------------|---------|----------|---------|-----------------------------|--------|
| | | Grant in Aid component | | | Total-Other than NEH & TSP (3+4+7) | Grant in Aid component | | Capital | Salaries | General | Total - NEH (9+10+11) | |
| | | Capital | Total Salary | Pension | | General | Total-General (5+6) | | | | | |
| 1 | 2 | 3 | 4 | 5 | 6 | 7 | 8 | 9 | 10 | 11 | 12 | |
| 22 | NRC For Grapes, Pune | 60.00 | 499.10 | 40.00 | 567.50 | 607.50 | 1166.60 | 0.00 | 0.00 | 3.00 | 3.00 | 3.00 |
| 23 | DMAPR, Anand | 103.00 | 452.00 | 16.00 | 365.00 | 381.00 | 936.00 | 0.00 | 0.00 | 0.00 | 0.00 | 0.00 |
| 24 | AICRP on MAP & Betelvine, DMAPR, Anand | 20.00 | 896.00 | 0.00 | 111.00 | 111.00 | 1027.00 | 0.00 | 18.00 | 0.00 | 0.00 | 18.00 |
| 25 | Dte. on Mushroom, Solan | 135.50 | 457.05 | 50.00 | 399.41 | 449.41 | 1041.96 | 0.00 | 0.00 | 22.00 | 22.00 | 22.00 |
| 26 | AICRP on Mushroom, DMR, Solan | 0.00 | 237.00 | 0.00 | 100.00 | 100.00 | 337.00 | 0.00 | 7.00 | 25.00 | 25.00 | 32.00 |
| 27 | IOPR, Pedavegi | 25.00 | 588.00 | 5.00 | 700.00 | 705.00 | 1318.00 | 0.00 | 0.00 | 5.00 | 5.00 | 5.00 |
| 28 | Dte. on Onion & Garlic, Pune | 75.00 | 474.15 | 30.00 | 620.00 | 650.00 | 1199.15 | 0.00 | 0.00 | 2.00 | 2.00 | 2.00 |
| 29 | NRC on Orchids, Sikkim | 0.00 | 0.00 | 18.00 | 83.00 | 101.00 | 101.00 | 170.00 | 299.00 | 45.00 | 45.00 | 514.00 |
| 30 | NRC Seed Spices, Ajmer | 41.00 | 446.00 | 50.00 | 416.00 | 466.00 | 953.00 | 0.00 | 0.00 | 3.00 | 3.00 | 3.00 |
| 31 | NRC For Litchi, Muzaffarpur | 92.00 | 341.00 | 0.00 | 128.00 | 128.00 | 561.00 | 0.00 | 0.00 | 5.00 | 5.00 | 5.00 |
| 32 | NRC for Pomegranate, Solapur | 104.00 | 263.00 | 20.00 | 427.00 | 447.00 | 814.00 | 0.00 | 0.00 | 0.00 | 0.00 | 0.00 |
| 33 | Dte. of Floriculture, Pune | 450.00 | 240.00 | 0.00 | 171.00 | 171.00 | 861.00 | 0.00 | 0.00 | 2.00 | 2.00 | 2.00 |
| 34 | AICRP on Floriculture, Dte. of Floriculture, Pune | 0.00 | 658.00 | 0.00 | 81.00 | 81.00 | 739.00 | 0.00 | 0.00 | 0.00 | 0.00 | 0.00 |

COMPONENT-WISE BUDGET ESTIMATES 2018-19

(₹ In lakhs)

| Sl.No. | Name of the Unit/AICRP/ Nwtwork Project/ATARI etc. | Other than NEH & TSP | | | | | | NEH | | | | Total - NEH (9+10+11) |
|--------|---|------------------------|-----------------|----------------|------------------------|--|------------------------|---------------|---------------|-----------------------------|----------------|-----------------------------|
| | | Grant in Aid component | | | Total-General (5+6) | Total -Other than NEH & TSP (3+4+7) | Grant in Aid component | | | Total - NEH (9+10+11) | | |
| | | Capital | Total Salary | Pension | | | General | Capital | Salaries | | General | |
| 1 | 2 | 3 | 4 | 5 | 6 | 7 | 8 | 9 | 10 | 11 | 12 | |
| | Total HORTICULTURAL SCIENCES | 3545.00 | 35004.00 | 8681.00 | 15351.00 | 24032.00 | 62581.00 | 202.00 | 653.00 | 330.00 | 1185.00 | |
| 1 | CARI, Izatnagar | 471.00 | 2006.00 | 370.00 | 1195.00 | 1565.00 | 4042.00 | 0.00 | 0.00 | 0.00 | 0.00 | |
| 2 | CIRB, Hissar | 434.00 | 2082.00 | 125.00 | 1205.00 | 1330.00 | 3846.00 | 0.00 | 0.00 | 0.00 | 0.00 | |
| 3 | Network Project on Baffaloes, CIRB, Hissar | 87.60 | 114.00 | 0.00 | 390.00 | 390.00 | 591.60 | 0.00 | 28.00 | 0.00 | 28.00 | |
| 4 | CIRG, Makhdoom | 193.00 | 2780.00 | 350.00 | 705.00 | 1055.00 | 4028.00 | 0.00 | 0.00 | 0.00 | 0.00 | |
| 5 | AICRP on Goats, CIRG, Makhdoom | 139.00 | 0.00 | 0.00 | 385.00 | 385.00 | 524.00 | 0.00 | 0.00 | 25.00 | 25.00 | |
| 6 | CSWRI, Avikanagar | 239.30 | 2888.00 | 300.00 | 1350.00 | 1650.00 | 4777.30 | 0.00 | 0.00 | 0.00 | 0.00 | |
| 7 | AICRP on Mega Sheep Seed Project, CSWRI, Avikanagar | 12.50 | 0.00 | 0.00 | 130.00 | 130.00 | 142.50 | 0.00 | 0.00 | 0.00 | 0.00 | |
| 8 | Network on Sheep Improvement, CSWRI, Avikanagar | 22.10 | 103.00 | 0.00 | 212.00 | 212.00 | 337.10 | 0.00 | 0.00 | 0.00 | 0.00 | |
| 9 | IVRI, Izatnagar | 2120.00 | 12811.20 | 15000.00 | 5350.00 | 20350.00 | 35281.20 | 0.00 | 0.00 | 50.00 | 50.00 | |
| 10 | Outreach Prog. On Env. Pollutant, IVRI, Izatnagar | 33.00 | 0.00 | 0.00 | 104.00 | 104.00 | 137.00 | 0.00 | 0.00 | 0.00 | 0.00 | |
| 11 | Outreach Prog. On Zoonotic Diseases, IVRI, Izatnagar | 28.00 | 0.00 | 0.00 | 140.00 | 140.00 | 168.00 | 0.00 | 0.00 | 0.00 | 0.00 | |

COMPONENT-WISE BUDGET ESTIMATES 2018-19

(₹ In lakhs)

| Sl.No. | Name of the Unit/AICRP/ Nwtwork Project/ATARI etc. | Other than NEH & TSP | | | | | | NEH | | | | Total - NEH (9+10+11) | |
|--------|---|------------------------|-----------------|---------|------------------------|--|------------------------|---------|----------|-----------------------------|---------|-----------------------------|-------|
| | | Grant in Aid component | | | Total-General (5+6) | Total -Other than NEH & TSP (3+4+7) | Grant in Aid component | | | Total - NEH (9+10+11) | | | |
| | | Capital | Total Salary | Pension | | | General | Capital | Salaries | | General | | |
| 3 | 4 | 5 | 6 | 7 | 8 | 9 | 10 | 11 | 12 | | | | |
| 12 | Outreach Prog, on Ethno vety. Medicine, IVRI, Izatnagar | 12.00 | 0.00 | 0.00 | 70.00 | 70.00 | 82.00 | 0.00 | 0.00 | 0.00 | 0.00 | 0.00 | 0.00 |
| 13 | Network on GIP,IVRI, Izatnagar | 5.75 | 0.00 | 0.00 | 70.00 | 70.00 | 75.75 | 0.00 | 0.00 | 0.00 | 0.00 | 0.00 | 0.00 |
| 14 | Network on BTD, IVRI, Izatnagar | 24.00 | 0.00 | 0.00 | 45.00 | 45.00 | 69.00 | 0.00 | 0.00 | 0.00 | 0.00 | 0.00 | 0.00 |
| 15 | Network on Neonatal Mortality, IVRI, Izatnagar | 29.00 | 0.00 | 0.00 | 72.00 | 72.00 | 101.00 | 0.00 | 0.00 | 0.00 | 0.00 | 0.00 | 0.00 |
| 16 | Network on Diag. Imaging Tech., IVRI, Izatnagar | 241.00 | 0.00 | 0.00 | 65.00 | 65.00 | 306.00 | 0.00 | 0.00 | 0.00 | 0.00 | 0.00 | 0.00 |
| 17 | CRP on V&D, IVRI, Izatnagar | 179.00 | 0.00 | 0.00 | 460.00 | 460.00 | 639.00 | 0.00 | 0.00 | 0.00 | 0.00 | 0.00 | 0.00 |
| 18 | NIHSAD, Bhopal | 222.00 | 662.10 | 85.00 | 1220.00 | 1305.00 | 2189.10 | 0.00 | 0.00 | 0.00 | 20.00 | 20.00 | 20.00 |
| 19 | NBAGR, Kamal | 56.25 | 1013.00 | 120.00 | 500.00 | 620.00 | 1689.25 | 0.00 | 0.00 | 0.00 | 0.00 | 0.00 | 0.00 |
| 20 | Network Project on Animal Genetic Resources, NBAGR, Kamal | 1.00 | 0.00 | 0.00 | 97.00 | 97.00 | 98.00 | 0.00 | 0.00 | 0.00 | 10.00 | 10.00 | 10.00 |
| 21 | NDRI, Kamal | 873.90 | 8667.00 | 7800.00 | 4855.00 | 12655.00 | 22195.90 | 3.00 | 8.00 | 34.00 | 34.00 | 34.00 | 45.00 |
| 22 | NIANP, Bangalore | 305.00 | 1150.00 | 100.00 | 600.00 | 700.00 | 2155.00 | 0.00 | 0.00 | 0.00 | 0.00 | 0.00 | 0.00 |

COMPONENT-WISE BUDGET ESTIMATES 2018-19

(₹ In lakhs)

| Sl.No. | Name of the Unit/AICRP/ Nwtwork Project/ATARI etc. | Other than NEH & TSP | | | | | | NEH | | | | Total - NEH (9+10+11) |
|--------|---|------------------------|-----------------|---------|------------------------|--|------------------------|---------|----------|-----------------------------|---------|-----------------------------|
| | | Grant in Aid component | | | Total-General (5+6) | Total -Other than NEH & TSP (3+4+7) | Grant in Aid component | | | Total - NEH (9+10+11) | | |
| | | Capital | Total Salary | Pension | | | General | Capital | Salaries | | General | |
| 3 | 4 | 5 | 6 | 7 | 8 | 9 | 10 | 11 | 12 | | | |
| 23 | AICRP ON NPAERP + OP on Methan Emission, NIANP, Bangalore | 40.00 | 0.00 | 0.00 | 140.00 | 140.00 | 180.00 | 0.00 | 0.00 | 21.00 | 21.00 | 21.00 |
| 24 | NRC on Camel, Bikaner | 219.00 | 771.20 | 30.00 | 550.00 | 580.00 | 1570.20 | 0.00 | 0.00 | 0.00 | 0.00 | 0.00 |
| 25 | NRC on Equines, Hissar | 197.00 | 956.00 | 30.00 | 830.00 | 860.00 | 2013.00 | 5.00 | 0.00 | 18.00 | 18.00 | 23.00 |
| 26 | National Centre for Veterinary Type Culture Collection, NRC on Equines, Hissar | 104.00 | 0.00 | 0.00 | 200.00 | 200.00 | 304.00 | 0.00 | 0.00 | 0.00 | 0.00 | 0.00 |
| 27 | NRC on Meat, Hyderabad | 278.00 | 410.00 | 0.00 | 400.00 | 400.00 | 1088.00 | 0.00 | 0.00 | 0.00 | 0.00 | 0.00 |
| 28 | NRC on Mithun | 330.00 | 0.00 | 25.00 | 200.00 | 225.00 | 555.00 | 0.00 | 384.00 | 175.00 | 175.00 | 559.00 |
| 29 | NRC on Pig, Guwahati | 250.00 | 0.00 | 30.00 | 400.00 | 430.00 | 680.00 | 0.00 | 420.00 | 75.00 | 75.00 | 495.00 |
| 30 | AICRP on Pig, NRC on Pig, Guwahati | 123.00 | 0.00 | 0.00 | 250.00 | 250.00 | 373.00 | 50.00 | 179.00 | 120.00 | 120.00 | 349.00 |
| 31 | Mega seed on Pig, NRC on Pig, Guwahati | 85.00 | 0.00 | 0.00 | 88.00 | 88.00 | 173.00 | 15.00 | 0.00 | 150.00 | 150.00 | 165.00 |
| 32 | NRC on Yak, Dirang | 160.00 | 0.00 | 10.00 | 230.00 | 240.00 | 400.00 | 0.00 | 404.00 | 206.50 | 206.50 | 610.50 |
| 33 | NIVEDI, Bangalore | 280.00 | 489.00 | 0.00 | 750.00 | 750.00 | 1519.00 | 0.00 | 0.00 | 0.00 | 0.00 | 0.00 |
| 34 | CIRC, Meerut | 187.00 | 693.00 | 15.00 | 400.00 | 415.00 | 1295.00 | 0.00 | 0.00 | 0.00 | 0.00 | 0.00 |

COMPONENT-WISE BUDGET ESTIMATES 2018-19

(₹ In lakhs)

| Sl.No. | Name of the Unit/AICRP/ Nwtwork Project/ATARI etc. | Other than NEH & TSP | | | | | | NEH | | | | Total - NEH (9+10+11) | |
|--------|---|------------------------|-----------------|-----------------|---|------------------------|------------------------|--------------|-----------------------------|----------------|----------------|-----------------------------|----------------|
| | | Grant in Aid component | | | Total-Other than NEH & TSP (3+4+7) | Grant in Aid component | | | Total - NEH (9+10+11) | | | | |
| | | Capital | Total Salary | Pension | | General | Total-General (5+6) | Capital | | Salaries | General | | |
| 3 | 4 | 5 | 6 | 7 | 8 | 9 | 10 | 11 | 12 | | | | |
| 35 | AICRP on Cattle, CIRC, Meerut | 41.80 | 158.00 | 0.00 | 540.00 | 540.00 | 739.80 | 0.00 | 0.00 | 0.00 | 0.00 | 0.00 | 0.00 |
| 36 | Dte. Of Foot & Mouth Disease, Mukteswar | 1376.80 | 208.00 | 18.00 | 2035.00 | 2053.00 | 3637.80 | 0.00 | 55.00 | 0.00 | 0.00 | 55.00 | 55.00 |
| 37 | Dte. Of Poultry Research, Hyderabad | 245.00 | 830.50 | 8.00 | 1195.00 | 1203.00 | 2278.50 | 0.00 | 0.00 | 0.00 | 0.00 | 0.00 | 0.00 |
| 38 | AICRP on Poultry, Dte. Of Poultry Research, Hyderabad | 67.00 | 263.00 | 0.00 | 190.00 | 190.00 | 520.00 | 3.50 | 0.00 | 0.00 | 35.00 | 38.50 | 38.50 |
| 39 | Poultry Seed Project, Dte. Of Poultry Research, Hyderabad | 209.00 | 0.00 | 0.00 | 200.00 | 200.00 | 409.00 | 8.00 | 0.00 | 0.00 | 115.00 | 123.00 | 123.00 |
| | TOTAL ANIMAL SCIENCES | 9921.00 | 39055.00 | 24416.00 | 27818.00 | 52234.00 | 101210.00 | 84.50 | 1478.00 | 1054.50 | 2617.00 | 2617.00 | 2617.00 |
| 1 | CAZRI, Jodhpur | 350.00 | 4885.00 | 4500.00 | 800.00 | 5300.00 | 10535.00 | 0.00 | 0.00 | 0.00 | 0.00 | 0.00 | 0.00 |
| 2 | CRIDA, Hyderabad | 250.00 | 2311.00 | 400.00 | 777.00 | 1177.00 | 3738.00 | 0.00 | 0.00 | 0.00 | 0.00 | 0.00 | 0.00 |
| 3 | AICRP on Dryland Agriculture, CRIDA, Hyderabad | 10.00 | 2153.00 | 0.00 | 370.00 | 370.00 | 2533.00 | 0.00 | 0.00 | 0.00 | 0.00 | 0.00 | 0.00 |
| 4 | AICRP on Agrometeorology, CRIDA, Hyderabad | 10.00 | 643.00 | 0.00 | 110.00 | 110.00 | 763.00 | 0.00 | 0.00 | 0.00 | 0.00 | 0.00 | 0.00 |

COMPONENT-WISE BUDGET ESTIMATES 2018-19

(₹ In lakhs)

| Sl.No. | Name of the Unit/AICRP/ Nwtwork Project/ATARI etc. | Other than NEH & TSP | | | | | | NEH | | | | Total - NEH (9+10+11) | |
|--------|--|------------------------|-----------------|---------|---|------------------------|------------------------|---------|-----------------------------|----------|---------|-----------------------------|---------|
| | | Grant in Aid component | | | Total-Other than NEH & TSP (3+4+7) | Grant in Aid component | | | Total - NEH (9+10+11) | | | | |
| | | Capital | Total Salary | Pension | | General | Total-General (5+6) | Capital | | Salaries | General | | |
| 3 | 4 | 5 | 6 | 7 | 8 | 9 | 10 | 11 | 12 | | | | |
| 5 | IIS & WC (CS & WCR & TI), Dehradun | 100.00 | 4097.00 | 900.00 | 969.00 | 1869.00 | 6066.00 | 0.00 | 0.00 | 0.00 | 0.00 | 0.00 | 0.00 |
| 6 | CSSRI, Karnal | 75.00 | 2573.00 | 750.00 | 725.00 | 1475.00 | 4123.00 | 0.00 | 0.00 | 0.00 | 0.00 | 0.00 | 0.00 |
| 7 | PCU-SAS, CSSRI, Karnal | 0.00 | 587.00 | 0.00 | 66.00 | 66.00 | 653.00 | 0.00 | 0.00 | 0.00 | 0.00 | 0.00 | 0.00 |
| 8 | ICAR RC For NEH Region.,Barapani | 0.00 | 5699.70 | 600.00 | 0.00 | 600.00 | 6299.70 | 985.00 | 609.00 | 1400.50 | 2994.50 | 2994.50 | 2994.50 |
| 9 | ICAR Res. Complex for Eastern Region, Patna | 110.00 | 2154.50 | 270.00 | 780.00 | 1050.00 | 3314.50 | 25.00 | 0.00 | 20.50 | 45.50 | 45.50 | 45.50 |
| 10 | CCARI (ICAR Res. Complex), Goa | 90.00 | 735.25 | 40.00 | 575.00 | 615.00 | 1440.25 | 0.00 | 0.00 | 0.00 | 0.00 | 0.00 | 0.00 |
| 11 | IISS, Bhopal | 50.00 | 1313.00 | 25.00 | 390.00 | 415.00 | 1778.00 | 0.00 | 0.00 | 0.00 | 0.00 | 0.00 | 0.00 |
| 12 | AICRP on Micronutrients, IISS, Bhopal | 10.00 | 536.00 | 0.00 | 95.00 | 95.00 | 641.00 | 0.00 | 0.00 | 35.00 | 35.00 | 35.00 | 35.00 |
| 13 | AICRP on Biofertilizer, IISS, Bhopal | 10.00 | 215.00 | 0.00 | 40.00 | 40.00 | 265.00 | 25.00 | 0.00 | 25.00 | 50.00 | 50.00 | 50.00 |
| 14 | AICRP on STCR, IISS, Bhopal | 10.00 | 569.00 | 0.00 | 85.00 | 85.00 | 664.00 | 0.00 | 0.00 | 20.00 | 20.00 | 20.00 | 20.00 |
| 15 | AICRP on LTFE, IISS, Bhopal | 10.00 | 377.00 | 0.00 | 45.00 | 45.00 | 432.00 | 0.00 | 0.00 | 15.00 | 15.00 | 15.00 | 15.00 |
| 16 | CRP on Conservation Agriculture, IISS, Bhopal | 86.00 | 0.00 | 0.00 | 230.00 | 230.00 | 316.00 | 0.00 | 0.00 | 0.00 | 0.00 | 0.00 | 0.00 |
| 17 | NBSS & LUP, Nagpur | 90.00 | 3360.00 | 3000.00 | 790.00 | 3790.00 | 7240.00 | 115.00 | 0.00 | 100.00 | 215.00 | 215.00 | 215.00 |

COMPONENT-WISE BUDGET ESTIMATES 2018-19

(₹ In lakhs)

| Sl.No. | Name of the Unit/AICRP/ Nwtwork Project/ATARI etc. | Other than NEH & TSP | | | | | | NEH | | | | Total - NEH (9+10+11) | |
|--------|--|------------------------|-----------------|---------|---|------------------------|------------------------|---------|-----------------------------|----------|---------|-----------------------------|------|
| | | Grant in Aid component | | | Total-Other than NEH & TSP (3+4+7) | Grant in Aid component | | | Total - NEH (9+10+11) | | | | |
| | | Capital | Total Salary | Pension | | General | Total-General (5+6) | Capital | | Salaries | General | | |
| 3 | 4 | 5 | 6 | 7 | 8 | 9 | 10 | 11 | 12 | | | | |
| 18 | CARI,Jhansi | 95.00 | 709.00 | 3.00 | 295.00 | 298.00 | 1102.00 | 0.00 | 0.00 | 0.00 | 0.00 | 0.00 | 0.00 |
| 19 | AICRP on Agroforestry, CARI, Jhansi | 40.00 | 1050.00 | 0.00 | 177.00 | 177.00 | 1267.00 | 60.00 | 0.00 | 35.00 | 95.00 | 0.00 | 0.00 |
| 20 | IWM, Bhubaneshwar | 75.00 | 800.00 | 40.00 | 280.00 | 320.00 | 1195.00 | 0.00 | 0.00 | 0.00 | 0.00 | 0.00 | 0.00 |
| 21 | AICRP on IWM, IWM, Bhubaneshwar | 10.00 | 2211.00 | 0.00 | 81.00 | 81.00 | 2302.00 | 0.00 | 0.00 | 0.00 | 0.00 | 0.00 | 0.00 |
| 22 | CRP on Water, IWM, Bhubaneshwar | 100.00 | 0.00 | 0.00 | 290.00 | 290.00 | 390.00 | 0.00 | 0.00 | 0.00 | 0.00 | 0.00 | 0.00 |
| 23 | NRC on Integrated Farming, Motihari | 620.00 | 112.00 | 0.00 | 450.00 | 450.00 | 1182.00 | 0.00 | 0.00 | 0.00 | 0.00 | 0.00 | 0.00 |
| 24 | Dte. Of Weed Research, Jabalpur | 59.00 | 683.30 | 46.00 | 435.00 | 481.00 | 1223.30 | 0.00 | 0.00 | 0.00 | 0.00 | 0.00 | 0.00 |
| 25 | AICRP on Weed Management, DWR, Jabalpur | 9.00 | 851.00 | 0.00 | 110.00 | 110.00 | 970.00 | 0.00 | 0.00 | 0.00 | 0.00 | 0.00 | 0.00 |
| 26 | IIFSR, Modipuram | 62.00 | 1135.25 | 150.00 | 331.00 | 481.00 | 1678.25 | 0.00 | 0.00 | 0.00 | 0.00 | 0.00 | 0.00 |
| 27 | AICRP on Integrated Farming System, IIFSR, Modipuram | 60.00 | 2310.00 | 0.00 | 235.00 | 235.00 | 2605.00 | 54.00 | 0.00 | 25.00 | 79.00 | 0.00 | 0.00 |
| 28 | Network Project on Organic Farming, IIFSR, Modipuram | 0.00 | 0.00 | 0.00 | 120.00 | 120.00 | 120.00 | 0.00 | 0.00 | 30.00 | 30.00 | 0.00 | 0.00 |

COMPONENT-WISE BUDGET ESTIMATES 2018-19

(₹ In lakhs)

| Sl.No. | Name of the Unit/AICRP/ Nwtwork Project/ATARI etc. | Other than NEH & TSP | | | | | | NEH | | | | Total - NEH (9+10+11) | |
|--------|--|------------------------|-----------------|-----------------|---|------------------------|------------------------|----------------|-----------------------------|----------------|----------------|-----------------------------|------|
| | | Grant in Aid component | | | Total-Other than NEH & TSP (3+4+7) | Grant in Aid component | | | Total - NEH (9+10+11) | | | | |
| | | Capital | Total Salary | Pension | | General | Total-General (5+6) | Capital | | Salaries | General | | |
| 3 | 4 | 5 | 6 | 7 | 8 | 9 | 10 | 11 | 12 | | | | |
| 29 | NIASM, Baramati | 688.00 | 494.00 | 0.00 | 435.00 | 435.00 | 1617.00 | 0.00 | 0.00 | 0.00 | 0.00 | 0.00 | 0.00 |
| | TOTAL NRM DIVISION | 3079.00 | 42564.00 | 10724.00 | 10086.00 | 20810.00 | 66453.00 | 1264.00 | 609.00 | 1706.00 | 3579.00 | | |
| 30 | NICRA, Hyderabad | 900.00 | 0.00 | 0.00 | 3530.00 | 3530.00 | 4430.00 | 220.00 | 550.00 | 770.00 | | | |
| | TOTAL CRAI/NICRA | 900.00 | 0.00 | 0.00 | 3530.00 | 3530.00 | 4430.00 | 220.00 | 0.00 | 550.00 | 770.00 | | |
| 1 | CIBA, Chennai | 420.00 | 1797.00 | 1550.00 | 1400.00 | 2950.00 | 5167.00 | 0.00 | 0.00 | 0.00 | 0.00 | 0.00 | |
| 2 | AINP on Fish Health, CIBA, Chennai | 25.00 | 0.00 | 0.00 | 187.00 | 187.00 | 212.00 | 0.00 | 0.00 | 0.00 | 0.00 | 0.00 | |
| 3 | CIFRI, Barrackpore | 465.00 | 2469.00 | 5600.00 | 1030.00 | 6630.00 | 9564.00 | 2.00 | 0.00 | 28.00 | 30.00 | 30.00 | |
| 4 | CIFA, Bhubaneshwar | 550.00 | 2322.40 | 200.00 | 1450.00 | 1650.00 | 4522.40 | 10.00 | 0.00 | 20.00 | 30.00 | 30.00 | |
| 5 | CIFE, Mumbai | 354.00 | 3360.60 | 2350.00 | 3294.00 | 5644.00 | 9358.60 | 0.00 | 0.00 | 5.00 | 5.00 | 5.00 | |
| 6 | CIFT, Kochi | 450.00 | 2861.50 | 300.00 | 1220.00 | 1520.00 | 4831.50 | 0.00 | 0.00 | 5.00 | 5.00 | 5.00 | |
| 7 | CMFRI, Kochi | 580.00 | 6511.00 | 6600.00 | 2165.00 | 8765.00 | 15856.00 | 0.00 | 0.00 | 0.00 | 0.00 | 0.00 | |
| 8 | ANIP Mericulture, CMFRI, Kochi | 127.00 | 0.00 | 0.00 | 213.00 | 213.00 | 340.00 | 0.00 | 0.00 | 0.00 | 0.00 | 0.00 | |
| 9 | NBFG, Lucknow | 430.00 | 1239.50 | 100.00 | 962.00 | 1062.00 | 2731.50 | 0.00 | 0.00 | 25.00 | 25.00 | 25.00 | |
| 10 | CRP Genomics, NBFGR, Lucknow | 0.00 | 0.00 | 0.00 | 473.00 | 473.00 | 473.00 | 0.00 | 0.00 | 0.00 | 0.00 | 0.00 | |

COMPONENT-WISE BUDGET ESTIMATES 2018-19

(₹ In lakhs)

| Sl.No. | Name of the Unit/AICRP/ Nwtwork Project/ATARI etc. | Other than NEH & TSP | | | | | | NEH | | | | Total - NEH (9+10+11) |
|--------|--|------------------------|-----------------|-----------------|------------------------|--|------------------------|--------------|-------------|-----------------------------|---------------|-----------------------------|
| | | Grant in Aid component | | | Total-General (5+6) | Total -Other than NEH & TSP (3+4+7) | Grant in Aid component | | | Total - NEH (9+10+11) | | |
| | | Capital | Total Salary | Pension | | | General | Capital | Salaries | | General | |
| 1 | 2 | 3 | 4 | 5 | 6 | 7 | 8 | 9 | 10 | 11 | 12 | |
| 11 | Dte. Of Coldwater Fisheries Research, Bhimtal | 234.00 | 672.00 | 60.00 | 580.00 | 640.00 | 1546.00 | 8.00 | 0.00 | 7.00 | 15.00 | |
| | TOTAL FISHEREIES | 3635.00 | 21233.00 | 16760.00 | 12974.00 | 29734.00 | 54602.00 | 20.00 | 0.00 | 90.00 | 110.00 | |
| 1 | CIAE, Bhopal | 125.40 | 3151.20 | 1900.00 | 1360.35 | 3260.35 | 6536.95 | 0.00 | 0.00 | 0.00 | 0.00 | |
| 2 | AICRP on FIM, CIAE, Bhopal | 60.00 | 1095.00 | 0.00 | 607.50 | 607.50 | 1762.50 | 4.87 | 105.00 | 28.30 | 138.17 | |
| 3 | AICRP on ESA, CIAE, Bhopal | 21.60 | 310.00 | 0.00 | 332.00 | 332.00 | 663.60 | 2.92 | 40.00 | 22.70 | 65.62 | |
| 4 | AICRP on EAAL, CIAE, Bhopal | 22.00 | 735.00 | 0.00 | 447.20 | 447.20 | 1204.20 | 0.00 | 0.00 | 0.00 | 0.00 | |
| 5 | AICRP on UAE, CIAE, Bhopal | 43.00 | 313.00 | 0.00 | 342.65 | 342.65 | 698.65 | 1.48 | 44.00 | 22.70 | 68.18 | |
| 6 (i) | CRP On FMPF, CIAE, Bhopal | 65.00 | 0.00 | 0.00 | 330.45 | 330.45 | 395.45 | 3.90 | 0.00 | 11.35 | 15.25 | |
| 6(ii) | MIS Component | 65.00 | 0.00 | 0.00 | 216.00 | 216.00 | 281.00 | 0.00 | 0.00 | 0.00 | 0.00 | |
| 7 | CRP On EA, CIAE, Bhopal | 60.00 | 0.00 | 0.00 | 262.55 | 262.55 | 322.55 | 0.00 | 0.00 | 0.00 | 0.00 | |
| 8 | CIPHET, Ludhiana | 200.00 | 968.00 | 0.00 | 1361.50 | 1361.50 | 2529.50 | 0.00 | 0.00 | 0.00 | 0.00 | |
| 9 | AICRP on PET, CIPHET, Ludhiana | 20.00 | 242.00 | 0.00 | 410.45 | 410.45 | 672.45 | 0.97 | 6.00 | 20.40 | 27.37 | |
| 10 | AICRP on PHET, CIPHET, Ludhiana | 100.00 | 1666.00 | 0.00 | 634.75 | 634.75 | 2400.75 | 0.97 | 55.00 | 18.15 | 74.12 | |

COMPONENT-WISE BUDGET ESTIMATES 2018-19

(₹ In lakhs)

| Sl.No. | Name of the Unit/AICRP/ Nwtwork Project/ATARI etc. | Other than NEH & TSP | | | | | | NEH | | | | Total - NEH (9+10+11) |
|--------|--|------------------------|-----------------|----------------|------------------------|--|------------------------|--------------|---------------|---------------|-------------|-----------------------------|
| | | Grant in Aid component | | | Total-General (5+6) | Total -Other than NEH & TSP (3+4+7) | Grant in Aid component | | | | | |
| | | Capital | Total Salary | Pension | | | General | Capital | Salaries | General | | |
| 1 | 2 | 3 | 4 | 5 | 6 | 7 | 8 | 9 | 10 | 11 | 12 | |
| 11 | CRP On SA, CIPHET, Ludhiana | 13.00 | 0.00 | 0.00 | 290.00 | 290.00 | 303.00 | 0.00 | 0.00 | 0.00 | 0.00 | 0.00 |
| 12 | CRP On HF, CIPHET, Ludhiana | | 0.00 | 0.00 | | 0.00 | 0.00 | | | | | 0.00 |
| 13 | CIRCOT, Mumbai | 135.00 | 1785.50 | 500.00 | 594.60 | 1094.60 | 3015.10 | 0.00 | 0.00 | 0.00 | 0.00 | 0.00 |
| 14 | CRP on Natural Fibres, CIRCOT, Mumbai | 5.00 | 0.00 | 0.00 | 192.35 | 192.35 | 197.35 | 0.00 | 0.00 | 0.00 | 0.00 | 0.00 |
| 15 | IINRG, Ranchi | 82.00 | 1251.30 | 300.00 | 444.80 | 744.80 | 2078.10 | 1.95 | 0.00 | 22.70 | 0.00 | 24.65 |
| 16 | NWP on HP VANR&G, IINRG, Ranchi | 10.00 | 0.00 | 0.00 | 281.60 | 281.60 | 291.60 | 0.97 | 0.00 | 11.35 | 0.00 | 12.32 |
| 17 | NWP on CLIGR, IINRG, Ranchi | 10.00 | 0.00 | 0.00 | 281.60 | 281.60 | 291.60 | 0.97 | 0.00 | 11.35 | 0.00 | 12.32 |
| 18 | NIRJAFT, Kolkata | 32.00 | 1162.00 | 470.00 | 352.65 | 822.65 | 2016.65 | 0.00 | 0.00 | 0.00 | 0.00 | 0.00 |
| | TOTAL AGRICULTURAL ENGINEERING | 1069.00 | 12679.00 | 3170.00 | 8743.00 | 11913.00 | 25661.00 | 19.00 | 250.00 | 169.00 | 0.00 | 438.00 |
| 1 | IASRI including CABin, New Delhi | 124.00 | 2941.80 | 711.00 | 2600.00 | 3311.00 | 6376.80 | 0.00 | 0.00 | 0.00 | 0.00 | 0.00 |
| 2 | NIAP & PR, New Delhi | 90.00 | 526.20 | 5.00 | 440.00 | 445.00 | 1061.20 | 0.00 | 0.00 | 0.00 | 0.00 | 0.00 |
| | TOTAL ECO. STATISTICS & MANAGEMENT | 214.00 | 3468.00 | 716.00 | 3040.00 | 3756.00 | 7438.00 | 0.00 | 0.00 | 0.00 | 0.00 | 0.00 |

COMPONENT-WISE BUDGET ESTIMATES 2018-19

(₹ In lakhs)

| Sl.No. | Name of the Unit/AICRP/ Nwtwork Project/ATARI etc. | Other than NEH & TSP | | | | | | | NEH | | | | Total - NEH (9+10+11) |
|---|--|------------------------|-----------------|----------------|-----------------|------------------------|--|------------------------|-------------|---------------|---------------|----------------|-----------------------------|
| | | Grant in Aid component | | | | Total-General (5+6) | Total -Other than NEH & TSP (3+4+7) | Grant in Aid component | | | | | |
| | | Capital | Total Salary | Pension | General | | | Capital | Salaries | General | | | |
| 1 | 2 | 3 | 4 | 5 | 6 | 7 | 8 | 9 | 10 | 11 | 12 | | |
| 1 | NAARM, Hyderabad | 700.00 | 2635.00 | 2700.00 | 3634.00 | 6334.00 | 9669.00 | 0.00 | 0.00 | 0.00 | 0.00 | 0.00 | |
| 2 | CIWA, Bhubaneshwar | 574.00 | 511.00 | 0.00 | 490.00 | 490.00 | 1575.00 | 0.00 | 0.00 | 0.00 | 0.00 | 0.00 | |
| 3 | AICRP on Home Science, CIWA, Bhubaneshwar | 150.00 | 1560.00 | 0.00 | 960.00 | 960.00 | 2670.00 | 0.00 | 0.00 | 0.00 | 0.00 | 0.00 | |
| 4 | Strengthening and Development of Higher Agricultural Education in India | 29912.00 | 893.00 | 0.00 | 25228.00 | 25228.00 | 56033.00 | 2310.00 | 0.00 | 990.00 | 990.00 | 3300.00 | |
| TOTAL AG. EDUCATION DIVISION | | 31336.00 | 5599.00 | 2700.00 | 30312.00 | 33012.00 | 69947.00 | 2310.00 | 0.00 | 990.00 | 990.00 | 3300.00 | |
| 1 | ICAR Hqrs. | 9200.00 | 9151.00 | 8500.00 | 17732.00 | 26232.00 | 44583.00 | | | | | 0.00 | |
| TOTAL ICAR HQRS. | | 9200.00 | 9151.00 | 8500.00 | 17732.00 | 26232.00 | 44583.00 | 0.00 | 0.00 | 0.00 | 0.00 | 0.00 | |
| 1 | PIU, NASF | 2750.00 | 140.00 | 0.00 | 2325.00 | 2325.00 | 5215.00 | | | | | 0.00 | |
| 2 | Funding to Projects | | 0.00 | 0.00 | | 0.00 | 0.00 | | | | | 0.00 | |
| TOTAL NASF | | 2750.00 | 140.00 | 0.00 | 2325.00 | 2325.00 | 5215.00 | 0.00 | 0.00 | 0.00 | 0.00 | 0.00 | |
| 1 | DKMA, New Delhi | 29.00 | 560.00 | 0.00 | 518.00 | 518.00 | 1107.00 | | | | | 0.00 | |
| 2 | ATARI ZONE-I, Ludhiana | 598.51 | 7697.00 | 0.00 | 924.00 | 924.00 | 9219.51 | 0.00 | 0.00 | 0.00 | 0.00 | 0.00 | |
| 3 | ATARI ZONE-II, Jodhpur | 529.11 | 6888.00 | 11.00 | 775.00 | 786.00 | 8203.11 | 0.00 | 0.00 | 0.00 | 0.00 | 0.00 | |

COMPONENT-WISE BUDGET ESTIMATES 2018-19

(₹ In lakhs)

| Sl.No. | Name of the Unit/AICRP/ Nwtwork Project/ATARI etc. | Other than NEH & TSP | | | | | | NEH | | | | Total - NEH (9+10+11) |
|--------|--|------------------------|-----------------|---------|------------------------|--|------------------------|---------|----------|-----------------------------|---------|-----------------------------|
| | | Grant in Aid component | | | Total-General (5+6) | Total -Other than NEH & TSP (3+4+7) | Grant in Aid component | | | Total - NEH (9+10+11) | | |
| | | Capital | Total Salary | Pension | | | General | Capital | Salaries | | General | |
| 1 | 2 | 3 | 4 | 5 | 6 | 7 | 8 | 9 | 10 | 11 | 12 | |
| 4 | ATARI ZONE-III, Kanpur | 598.51 | 8400.00 | 30.00 | 890.00 | 920.00 | 9918.51 | 0.00 | 0.00 | 0.00 | 0.00 | 0.00 |
| 5 | ATARI ZONE-IV, Patna | 546.46 | 6498.00 | 0.00 | 798.00 | 798.00 | 7842.46 | 0.00 | 0.00 | 0.00 | 0.00 | 0.00 |
| 6 | ATARI ZONE-V, Kolkata | 503.10 | 5053.00 | 0.00 | 776.00 | 776.00 | 6332.10 | 0.00 | 0.00 | 0.00 | 0.00 | 0.00 |
| 7 | ATARI ZONE-VI, Guwahati | 390.33 | 0.00 | 0.00 | 602.00 | 602.00 | 992.33 | 359.48 | 4598.00 | 346.03 | 5303.51 | |
| 8 | ATARI ZONE-VII, Barapani | 364.31 | 0.00 | 11.00 | 597.64 | 608.64 | 972.95 | 335.52 | 4085.00 | 322.97 | 4743.49 | |
| 9 | ATARI ZONE-VIII, Pune | 667.90 | 8703.00 | 0.00 | 1031.00 | 1031.00 | 10401.90 | 0.00 | 0.00 | 0.00 | 0.00 | 0.00 |
| 10 | ATARI ZONE-IX, Jabalpur | 659.22 | 6106.00 | 0.00 | 1059.00 | 1059.00 | 7824.22 | 0.00 | 0.00 | 0.00 | 0.00 | 0.00 |
| 11 | ATARI ZONE-X, Hyderabad | 633.20 | 7350.00 | 0.00 | 977.00 | 977.00 | 8960.20 | 0.00 | 0.00 | 0.00 | 0.00 | 0.00 |
| 12 | ATARI ZONE-XI, Bengalore | 416.35 | 5133.00 | 49.00 | 642.00 | 691.00 | 6240.35 | 0.00 | 0.00 | 0.00 | 0.00 | 0.00 |
| 13 | FARMER FIRST | 400.00 | 0.00 | 0.00 | 1000.00 | 1000.00 | 1400.00 | 0.00 | 0.00 | 0.00 | 0.00 | 0.00 |
| 14 | ARYA | 1000.00 | 0.00 | 0.00 | 1323.36 | 1323.36 | 2323.36 | 0.00 | 0.00 | 0.00 | 0.00 | 0.00 |
| 15 | EMF | 0.00 | 0.00 | 0.00 | 45.00 | 45.00 | 45.00 | | | | 45.00 | 0.00 |
| 16 | NETWORK PROJECT | 0.00 | 0.00 | 0.00 | 150.00 | 150.00 | 150.00 | 0.00 | 0.00 | 0.00 | 150.00 | 0.00 |

COMPONENT-WISE BUDGET ESTIMATES 2018-19

(₹ In lakhs)

| Sl.No. | Name of the Unit/AICRP/ Nwtwork Project/ATARI etc. | Other than NEH & TSP | | | | | | | NEH | | | | Total - NEH (9+10+11) |
|--------|--|------------------------|------------------|------------------|------------------|--|------------------------|----------------|-----------------|-----------------------------|-----------------|-------------|-----------------------------|
| | | Grant in Aid component | | | | Total -Other than NEH & TSP (3+4+7) | Grant in Aid component | | | Total - NEH (9+10+11) | | | |
| | | Capital | Total Salary | Pension | General | | Total-General (5+6) | Capital | Salaries | | General | | |
| 1 | 2 | 3 | 4 | 5 | 6 | 7 | 8 | 9 | 10 | 11 | 12 | | |
| 17 | DISASTER MGMT. | 90.00 | 0.00 | 0.00 | 23.00 | 23.00 | 113.00 | 0.00 | 0.00 | 0.00 | 0.00 | 0.00 | |
| | TOTAL AGRICULTURAL EXTENSION | 7426.00 | 62388.00 | 101.00 | 12131.00 | 12232.00 | 82046.00 | 695.00 | 8683.00 | 669.00 | 10047.00 | | |
| 1 | National Agricultural Higher Education Project | 100.00 | 0.00 | | 689.00 | 689.00 | 789.00 | | | | 0.00 | 0.00 | |
| | Total NAHEP | 100.00 | 0.00 | 0.00 | 689.00 | 689.00 | 789.00 | 0.00 | 0.00 | 0.00 | 0.00 | 0.00 | |
| | GRAND TOTAL | 98907.00 | 313702.00 | 106103.00 | 191172.00 | 297275.00 | 709884.00 | 4814.50 | 13157.00 | 10933.50 | 28905.00 | | |

HEAD-WISE BUDGET ESTIMATES 2018-19

(₹ In lakhs)

| Sl. No. | Name of the Unit/AICRP/Nwtwork Project/ATARI etc. | TSP | | | Total TSP (13+14) | Grant in Aid component | | | Grand Total (Other than NEH+NEH+TSP) (16+17+18) |
|---------|--|------------------------|---------|----------------------------------|-------------------|-----------------------------------|----------|----------------------------------|---|
| | | Grant in Aid component | | Capital (Other than NEH+NEH+TSP) | | Salaries (Other than NEH+NEH+TSP) | | General (Other than NEH+NEH+TSP) | |
| | | Capital | General | | | Capital | Salaries | | |
| | | 13 | 14 | | | 16 | 17 | | |
| 1 | CICR, Nagpur | 0.00 | 39.40 | 39.40 | 607.26 | 2568.00 | 1541.40 | 4716.66 | |
| 2 | AICRP on Cotton, CICR, Nagpur | 0.00 | 0.00 | 0.00 | 0.00 | 1646.00 | 191.25 | 1837.25 | |
| 3 | CRIJAF, Barrackpore | 0.00 | 0.00 | 0.00 | 31.00 | 2107.25 | 1095.00 | 3233.25 | |
| 4 | AINPJAF, CRIJAF, Barrackpore | 0.00 | 0.00 | 0.00 | 0.00 | 252.00 | 85.10 | 337.10 | |
| 5 | NRRI, Cuttack | 23.24 | 93.96 | 117.20 | 1193.94 | 3150.08 | 6394.44 | 10738.46 | |
| 6 | Incentivizing Research in Agriculture, NRRI, Cuttack | 0.00 | 0.00 | 0.00 | 663.50 | 0.00 | 879.15 | 1542.65 | |
| 7 | CTRI, Rajamundry | 0.00 | 0.00 | 0.00 | 41.40 | 2415.00 | 2853.90 | 5310.30 | |
| 8 | NETWORK on Tobacco, CTRI, Rajamundry | 0.00 | 0.00 | 0.00 | 0.00 | 278.00 | 60.60 | 338.60 | |
| 9 | IARI, New Delhi | 78.80 | 39.40 | 118.20 | 5530.22 | 19577.75 | 31807.94 | 56915.91 | |
| 10 | Pesticide Residues, IARI, New Delhi | 0.00 | 0.00 | 0.00 | 69.60 | 332.00 | 182.56 | 584.16 | |
| 11 | AICRP Nematode, IARI, New Delhi | 0.00 | 13.64 | 13.64 | 0.00 | 479.00 | 178.64 | 657.64 | |
| 12 | CRP On Hybrid Technology, IARI, New Delhi | 0.00 | 0.00 | 0.00 | 57.50 | 0.00 | 502.05 | 559.55 | |
| 13 | CRP On Molecular Breeding, IARI, New Delhi | 0.00 | 0.00 | 0.00 | 57.50 | 0.00 | 383.90 | 441.40 | |
| 14 | IARI Types Deemed University, Assam | 0.00 | 0.00 | 0.00 | 3004.00 | 0.00 | 152.00 | 3156.00 | |

HEAD-WISE BUDGET ESTIMATES 2018-19

(₹ In lakhs)

| Sl. No. | Name of the Unit/AICRP/Nwtwork Project/ATARI etc. | TSP | | Total TSP (13+14) | Grant in Aid component | | | Grand Total (Other than NEH+NEH+TSP) (16+17+18) |
|---------|--|---------|---------|-------------------|----------------------------------|-----------------------------------|----------------------------------|---|
| | | Capital | General | | Capital (Other than NEH+NEH+TSP) | Salaries (Other than NEH+NEH+TSP) | General (Other than NEH+NEH+TSP) | |
| | | | | 13 | | | | 14 |
| | | | | | | | | |
| 15 | IARI Types Deemed University, Jharkhand | 0.00 | 0.00 | 0.00 | 5045.80 | 0.00 | 390.00 | 5435.80 |
| 16 | IGFRI, Jhansi | 0.00 | 19.20 | 19.20 | 78.00 | 3026.85 | 1295.50 | 4400.35 |
| 17 | AICRP on Forage Crops and Utilization, IGFRI, Jhansi | 0.00 | 58.60 | 58.60 | 6.00 | 830.00 | 206.60 | 1042.60 |
| 18 | IIPR, Kanpur | 0.00 | 0.00 | 0.00 | 1063.00 | 2151.00 | 1094.00 | 4308.00 |
| 19 | AICRP on Chickpea, IIPR, Kanpur | 0.00 | 77.80 | 77.80 | 0.00 | 1008.00 | 241.80 | 1249.80 |
| 20 | AICRP on Mullarp, IIPR, Kanpur | 0.00 | 100.36 | 100.36 | 0.00 | 1166.00 | 347.36 | 1513.36 |
| 21 | AICRP on Pigeonpea, IIPR, Kanpur | 0.00 | 31.32 | 31.32 | 0.00 | 945.00 | 169.32 | 1114.32 |
| 22 | AICRP on Arid Legumes, IIPR Kanpur | 0.00 | 15.16 | 15.16 | 0.00 | 252.00 | 80.16 | 332.16 |
| 23 | IISR, Lucknow | 0.00 | 0.00 | 0.00 | 159.00 | 2785.00 | 4795.49 | 7739.49 |
| 24 | AICRP on Sugarcane, IISR, Lucknow | 0.00 | 0.00 | 0.00 | 0.00 | 962.00 | 153.25 | 1115.25 |
| 25 | NBAIM, Maunath Bhanjan | 0.00 | 19.20 | 19.20 | 38.00 | 399.00 | 621.20 | 1058.20 |
| 26 | AMAAS, NBAIM, Mau | 0.00 | 19.20 | 19.20 | 0.00 | 0.00 | 364.20 | 364.20 |
| 27 | NBPGR, New Delhi | 0.00 | 77.80 | 77.80 | 1523.00 | 4180.00 | 5320.80 | 11023.80 |
| 28 | AICRP POTENTIAL CROP, NBPGR, New Delhi | 0.00 | 35.36 | 35.36 | 0.00 | 231.00 | 123.76 | 354.76 |

HEAD-WISE BUDGET ESTIMATES 2018-19

(₹ In lakhs)

| Sl. No. | Name of the Unit/AICRP/Nwtwork Project/ATARI etc. | TSP | | Total TSP (13+14) | Grant in Aid component | | | Grand Total (Other than NEH+NEH+TSP) (16+17+18) |
|---------|---|-------------|---------|-------------------|----------------------------------|-----------------------------------|----------------------------------|---|
| | | Capital | General | | Capital (Other than NEH+NEH+TSP) | Salaries (Other than NEH+NEH+TSP) | General (Other than NEH+NEH+TSP) | |
| | | 13 | 14 | 15 | 16 | 17 | 18 | 19 |
| | | Grand Total | | | | | | |
| 29 | CRP-AGRO BIODIVERSITY, NBPGR, New Delhi | 0.00 | 0.00 | 0.00 | 11.50 | 0.00 | 418.50 | 430.00 |
| 30 | SBI, Coimbatore | 0.00 | 117.20 | 117.20 | 129.00 | 3000.00 | 1566.20 | 4695.20 |
| 31 | VPKAS, Almora | 0.00 | 50.52 | 50.52 | 571.00 | 1210.25 | 706.52 | 2487.77 |
| 32 | NRCIPM, New Delhi | 0.00 | 27.28 | 27.28 | 535.00 | 730.20 | 810.28 | 2075.48 |
| 33 | AINP On Soil Arthropod Pests, NRCIPM, New Delhi | 0.00 | 98.00 | 98.00 | 9.50 | 184.00 | 284.00 | 477.50 |
| 34 | AINP on Agricultural Acarology, NRCIPM, New Delhi | 0.00 | 20.20 | 20.20 | 14.50 | 200.00 | 134.20 | 348.70 |
| 35 | DGR, Junagadh | 0.00 | 77.80 | 77.80 | 123.05 | 896.00 | 840.25 | 1859.30 |
| 36 | AICRP on Groudnut, DGR, Junagadh | 0.00 | 77.80 | 77.80 | 0.00 | 851.00 | 337.14 | 1188.14 |
| 37 | NRC Plant Biotechnology, New Delhi | 0.00 | 0.00 | 0.00 | 293.00 | 814.00 | 688.00 | 1795.00 |
| 38 | NETWORK PROJECT ON TRANSGENIC IN CROPS, NRCIPB, New Delhi | 0.00 | 0.00 | 0.00 | 31.00 | 0.00 | 356.00 | 387.00 |
| 39 | DR & MR, Bharatpur | 0.00 | 58.60 | 58.60 | 92.00 | 583.15 | 494.64 | 1169.79 |
| 40 | AICRP on R&M, DR & MR, Bharatpur | 0.00 | 0.00 | 0.00 | 0.00 | 1050.00 | 589.00 | 1639.00 |
| 41 | IIMR, Hyderabad | 0.00 | 54.56 | 54.56 | 574.57 | 1280.00 | 832.56 | 2687.13 |

HEAD-WISE BUDGET ESTIMATES 2018-19

(₹ In lakhs)

| Sl. No. | Name of the Unit/AICRP/Nwtwork Project/ATARI etc. | TSP | | | Total TSP (13+14) | Grant in Aid component | | | Grand Total (Other than NEH+NEH+TSP) (16+17+18) |
|---------|---|------------------------|---------|----------------------------------|-------------------|-----------------------------------|----------------------------------|--------------------------------------|---|
| | | Grant in Aid component | | Capital (Other than NEH+NEH+TSP) | | Grant in Aid component | | Grand Total (Other than NEH+NEH+TSP) | |
| | | Capital | General | | | Salaries (Other than NEH+NEH+TSP) | General (Other than NEH+NEH+TSP) | | |
| | | 13 | 14 | | | 15 | 16 | | |
| 42 | AICRP on Sorghum, IIMR, Hyderabad | 0.00 | 39.40 | 39.40 | 0.00 | 636.00 | 166.40 | 802.40 | |
| 43 | AICRP on Pearl Millets, IIMR, Hyderabad | 0.00 | 0.00 | 0.00 | 0.00 | 560.00 | 488.00 | 1048.00 | |
| 44 | AICRP on Small Millets, IIMR, Hyderabad | 0.00 | 20.20 | 20.20 | 0.00 | 457.00 | 79.20 | 536.20 | |
| 45 | DSR, Indore | 0.00 | 0.00 | 0.00 | 40.00 | 948.00 | 554.00 | 1542.00 | |
| 46 | AICRP on Soyabean, Indore | 0.00 | 27.28 | 27.28 | 0.00 | 851.00 | 910.18 | 1761.18 | |
| 47 | NBAIR, Bengaluru | 0.00 | 0.00 | 0.00 | 161.00 | 966.12 | 512.00 | 1639.12 | |
| 48 | AICRP on Biological Control, NBAIR, Bengaluru | 0.00 | 64.16 | 64.16 | 0.00 | 429.00 | 572.34 | 1001.34 | |
| 49 | AICRP on Honey Bee & Pollinators, NBAIR, Bengaluru | 4.04 | 80.32 | 84.36 | 32.79 | 368.00 | 362.22 | 763.01 | |
| 50 | AINP on VertibratePest Management, NBAIR, Bengaluru | 4.04 | 39.40 | 43.44 | 50.84 | 300.00 | 243.40 | 594.24 | |
| 51 | IIMR, New Delhi | 0.00 | 20.20 | 20.20 | 623.00 | 525.20 | 896.64 | 2044.84 | |
| 52 | AICRP On Maize, IIMR, New Delhi | 0.00 | 77.80 | 77.80 | 0.00 | 1378.00 | 478.80 | 1856.80 | |
| 53 | IIOR, Hyderabad | 0.00 | 39.40 | 39.40 | 107.00 | 1917.15 | 1317.40 | 3341.55 | |
| 54 | AICRP on Oilseed, Hyderabad | 0.00 | 43.44 | 43.44 | 0.00 | 1344.00 | 203.44 | 1547.44 | |

HEAD-WISE BUDGET ESTIMATES 2018-19

(₹ In lakhs)

| Sl. No. | Name of the Unit/AICRP/Nwtwork Project/ATARI etc. | TSP | | | Total TSP (13+14) | Grant in Aid component | | | Grand Total (Other than NEH+NEH+TSP) (16+17+18) |
|----------------------------|---|------------------------|----------------|----------------------------------|-------------------|-----------------------------------|-----------------|----------------------------------|---|
| | | Grant in Aid component | | Capital (Other than NEH+NEH+TSP) | | Salaries (Other than NEH+NEH+TSP) | | General (Other than NEH+NEH+TSP) | |
| | | Capital | General | | | | | | |
| | | 13 | 14 | | | 15 | 16 | | |
| 55 | AICRP on Linseed, IIOR, Hyderabad | 0.00 | 12.12 | 12.12 | 5.75 | 525.00 | 372.22 | 902.97 | |
| 56 | AICRP on Sesame & Niger, IIOR, Hyderabad | 0.00 | 12.12 | 12.12 | 0.00 | 1006.00 | 99.12 | 1105.12 | |
| 57 | IIRR, Hyderabad | 0.00 | 77.72 | 77.72 | 33.40 | 2305.00 | 1229.72 | 3568.12 | |
| 58 | AICRP on Rice, IIRR, Hyderabad | 0.00 | 79.12 | 79.12 | 0.00 | 1575.00 | 2149.07 | 3724.07 | |
| 59 | CRP on Rice Biofortification, IIRR, Hyderabad | 0.00 | 0.00 | 0.00 | 23.00 | 0.00 | 543.35 | 566.35 | |
| 60 | IWBR, Karnal | 0.00 | 19.20 | 19.20 | 370.50 | 1776.00 | 1045.90 | 3192.40 | |
| 61 | AICRP on Wheat & Barley, IIWBR, Karnal | 0.00 | 39.40 | 39.40 | 0.00 | 1932.00 | 344.18 | 2276.18 | |
| 62 | IISS, Maunath Bhanjan | 0.00 | 74.76 | 74.76 | 103.00 | 341.00 | 504.76 | 948.76 | |
| 63 | AICRP NSP (CROPS), DSR, Maunath Bhanjan | 0.00 | 191.32 | 191.32 | 28.00 | 1680.00 | 454.20 | 2162.20 | |
| 64 | Seed Production in Agricultural Corps and Fisheries, DSR, Mau | 0.00 | 57.08 | 57.08 | 46.00 | 0.00 | 786.08 | 832.08 | |
| 65 | NIBSM, Raipur | 0.00 | 77.80 | 77.80 | 1665.00 | 294.00 | 399.80 | 2358.80 | |
| 66 | IIAB, Ranchi | 0.00 | 27.28 | 27.28 | 1000.00 | 252.00 | 211.80 | 1463.80 | |
| Total Crop Sciences | | 110.12 | 2341.88 | 2452.00 | 25842.12 | 83905.00 | 84492.88 | 194283.00 | |

HEAD-WISE BUDGET ESTIMATES 2018-19

(₹ In lakhs)

| Sl. No. | Name of the Unit/AICRP/Nwtwork Project/ATARI etc. | TSP | | | Total TSP (13+14) | Grant in Aid component | | | Grand Total (Other than NEH+NEH+TSP) (16+17+18) |
|---------|---|------------------------|---------|----------------------------------|-------------------|-----------------------------------|---------|----------------------------------|---|
| | | Grant in Aid component | | Capital (Other than NEH+NEH+TSP) | | Salaries (Other than NEH+NEH+TSP) | | General (Other than NEH+NEH+TSP) | |
| | | Capital | General | | | | | | |
| | | 13 | 14 | | | 15 | 16 | | |
| 1 | CIARI, Port Blair | 0.00 | 73.05 | 73.05 | 75.00 | 1710.20 | 610.60 | 2395.80 | |
| 2 | CIAH, Bikaner | 0.00 | 0.00 | 0.00 | 134.00 | 1423.00 | 561.00 | 2118.00 | |
| 3 | AICRP on AZF, CIAH, Bikaner | 0.00 | 0.00 | 0.00 | 11.00 | 677.00 | 113.00 | 801.00 | |
| 4 | CISH, Lucknow | 0.00 | 40.48 | 40.48 | 200.00 | 1661.40 | 1204.48 | 3065.88 | |
| 5 | CITH, Srinagar | 0.00 | 9.48 | 9.48 | 113.00 | 483.00 | 576.48 | 1172.48 | |
| 6 | CPCRI, Kasaragod | 0.00 | 0.00 | 0.00 | 140.00 | 3098.10 | 4060.40 | 7298.50 | |
| 7 | AICRP on Palms, CPCRI, Kasaragod | 0.00 | 0.00 | 0.00 | 10.00 | 381.00 | 200.00 | 591.00 | |
| 8 | CPRI, Shimla | 0.00 | 0.00 | 0.00 | 132.00 | 3422.00 | 2702.60 | 6256.60 | |
| 9 | AICRP on Potato, CPRI, Shimla | 0.00 | 15.00 | 15.00 | 0.00 | 504.00 | 126.00 | 630.00 | |
| 10 | CTCRI, Thiruvanthapuram | 0.00 | 30.00 | 30.00 | 80.00 | 1680.00 | 741.14 | 2501.14 | |
| 11 | AICRP on Tuber Crops, CTCRI, Thiruvanthapuram | 0.00 | 2.00 | 2.00 | 7.00 | 236.00 | 145.60 | 388.60 | |
| 12 | IIHR, Bangalore | 0.00 | 72.15 | 72.15 | 211.00 | 5150.00 | 4388.15 | 9749.15 | |
| 13 | AICRP on Fruit, IIHR, Bangalore | 0.00 | 59.00 | 59.00 | 220.00 | 2730.00 | 728.00 | 3678.00 | |
| 14 | IISR, Calicut | 0.00 | 6.48 | 6.48 | 194.00 | 1208.00 | 714.48 | 2116.48 | |
| 15 | AICRP on Spices, IISR, Calicut | 10.00 | 11.00 | 21.00 | 10.00 | 446.00 | 143.00 | 599.00 | |

HEAD-WISE BUDGET ESTIMATES 2018-19

(₹ In lakhs)

| Sl. No. | Name of the Unit/AICRP/Nwtwork Project/ATARI etc. | TSP | | | Total TSP (13+14) | Grant in Aid component | | | Grand Total (Other than NEH+NEH+TSP) (16+17+18) |
|---------|---|------------------------|---------|----------------------------------|-------------------|-----------------------------------|----------|----------------------------------|---|
| | | Grant in Aid component | | Capital (Other than NEH+NEH+TSP) | | Salaries (Other than NEH+NEH+TSP) | | General (Other than NEH+NEH+TSP) | |
| | | Capital | General | | | Capital | Salaries | | |
| | | 13 | 14 | | | 15 | 16 | | |
| 16 | IIVR, Varanasi | 0.00 | 16.48 | 16.48 | 434.50 | 1276.00 | 896.98 | 2607.48 | |
| 17 | AICRP on Vegetables, IIVR, Varanasi | 0.00 | 29.48 | 29.48 | 25.00 | 1533.00 | 519.68 | 2077.68 | |
| 18 | NRC for Banana, Tiruchirapalli | 0.00 | 1.48 | 1.48 | 166.00 | 635.00 | 461.48 | 1262.48 | |
| 19 | Dte. for Cashew Research, Puttur | 0.00 | 0.00 | 0.00 | 199.00 | 546.00 | 471.00 | 1216.00 | |
| 20 | AICRP on Cashew, Dte. For Cashew Research, Puttur | 0.00 | 0.00 | 0.00 | 10.00 | 210.00 | 123.00 | 343.00 | |
| 21 | CCRI, Nagpur | 10.00 | 20.00 | 30.00 | 120.00 | 772.00 | 751.10 | 1643.10 | |
| 22 | NRC For Grapes, Pune | 0.00 | 3.00 | 3.00 | 60.00 | 499.10 | 613.50 | 1172.60 | |
| 23 | DMAPR, Anand | 0.00 | 0.00 | 0.00 | 103.00 | 452.00 | 381.00 | 936.00 | |
| 24 | AICRP on MAP & Betelvine, DMAPR, Anand | 0.00 | 0.00 | 0.00 | 20.00 | 914.00 | 111.00 | 1045.00 | |
| 25 | Dte. on Mushroom, Solan | 0.00 | 10.00 | 10.00 | 135.50 | 457.05 | 481.41 | 1073.96 | |
| 26 | AICRP on Mushroom, DMR, Solan | 0.00 | 6.48 | 6.48 | 0.00 | 244.00 | 131.48 | 375.48 | |
| 27 | IIOPR, Pedavegi | 13.00 | 15.48 | 28.48 | 38.00 | 588.00 | 725.48 | 1351.48 | |
| 28 | Dte. on Onion & Garlic, Pune | 0.00 | 55.00 | 55.00 | 75.00 | 474.15 | 707.00 | 1256.15 | |
| 29 | NRC on Orchids, Sikkim | 0.00 | 5.48 | 5.48 | 170.00 | 299.00 | 151.48 | 620.48 | |
| 30 | NRC Seed Spices, Ajmer | 0.00 | 10.48 | 10.48 | 41.00 | 446.00 | 479.48 | 966.48 | |

HEAD-WISE BUDGET ESTIMATES 2018-19

(₹ In lakhs)

| Sl. No. | Name of the Unit/AICRP/Nwtwork Project/ATARI etc. | TSP | | | Total TSP (13+14) | Grant in Aid component | | | Grand Total (Other than NEH+NEH+TSP) (16+17+18) |
|-------------------------------------|---|------------------------|---------------|----------------------------------|-------------------|-----------------------------------|-----------------------------------|----------------------------------|---|
| | | Grant in Aid component | | Capital (Other than NEH+NEH+TSP) | | Salaries (Other than NEH+NEH+TSP) | | General (Other than NEH+NEH+TSP) | |
| | | Capital | General | | | Capital (Other than NEH+NEH+TSP) | Salaries (Other than NEH+NEH+TSP) | | |
| | | | | | | | | | |
| 31 | NRC For Litchi, Muzaffarpur | 0.00 | 33.00 | 33.00 | 92.00 | 341.00 | 166.00 | 599.00 | |
| 32 | NRC for Pomegranate, Solapur | 0.00 | 10.00 | 10.00 | 104.00 | 263.00 | 457.00 | 824.00 | |
| 33 | Dte. of Floriculture, Pune | 0.00 | 4.00 | 4.00 | 450.00 | 240.00 | 177.00 | 867.00 | |
| 34 | AICRP on Floriculture, Dte. of Floriculture, Pune | 0.00 | 0.00 | 0.00 | 0.00 | 658.00 | 81.00 | 739.00 | |
| Total HORTICULTURAL SCIENCES | | 33.00 | 539.00 | 572.00 | 3780.00 | 35657.00 | 24901.00 | 64338.00 | |
| 1 | CARI, Izatnagar | 0.00 | 25.00 | 25.00 | 471.00 | 2006.00 | 1590.00 | 4067.00 | |
| 2 | CIRB, Hissar | 3.00 | 2.00 | 5.00 | 437.00 | 2082.00 | 1332.00 | 3851.00 | |
| 3 | Network Project on Buffaloes, CIRB, Hissar | 0.00 | 20.00 | 20.00 | 87.60 | 142.00 | 410.00 | 639.60 | |
| 4 | CIRG, Makhdoom | 0.00 | 0.00 | 0.00 | 193.00 | 2780.00 | 1055.00 | 4028.00 | |
| 5 | AICRP on Goats, CIRG, Makhdoom | 0.80 | 51.00 | 51.80 | 139.80 | 0.00 | 461.00 | 600.80 | |
| 6 | CSWRI, Avikanagar | 1.00 | 50.00 | 51.00 | 240.30 | 2888.00 | 1700.00 | 4828.30 | |
| 7 | AICRP on Mega Sheep Seed Project, CSWRI, Avikanagar | 0.00 | 20.00 | 20.00 | 12.50 | 0.00 | 150.00 | 162.50 | |
| 8 | Network on Sheep Improvement, CSWRI, Avikanagar | 0.00 | 40.00 | 40.00 | 22.10 | 103.00 | 252.00 | 377.10 | |

HEAD-WISE BUDGET ESTIMATES 2018-19

(₹ In lakhs)

| Sl. No. | Name of the Unit/AICRP/Network Project/ATARI etc. | TSP | | | Total TSP (13+14) | Grant in Aid component | | | Grand Total (Other than NEH+NEH+TSP) (16+17+18) |
|---------|--|------------------------|---------|----------------------------------|-------------------|-----------------------------------|----------------------------------|----------|---|
| | | Grant in Aid component | | Capital (Other than NEH+NEH+TSP) | | Salaries (Other than NEH+NEH+TSP) | General (Other than NEH+NEH+TSP) | | |
| | | Capital | General | | | | | | |
| | | 13 | 14 | | | | | 15 | |
| 9 | IVRI, Izatnagar | 2.00 | 40.00 | 42.00 | 2122.00 | 12811.20 | 20440.00 | 35373.20 | |
| 10 | Outreach Prog. On Env. Pollutant, IVRI, Izatnagar | 0.00 | 0.00 | 0.00 | 33.00 | 0.00 | 104.00 | 137.00 | |
| 11 | Outreach Prog. On Zoonotic Diseases, IVRI, Izatnagar | 0.00 | 0.00 | 0.00 | 28.00 | 0.00 | 140.00 | 168.00 | |
| 12 | Outreach Prog. on Ethno vety. Medicine, IVRI, Izatnagar | 0.00 | 0.00 | 0.00 | 12.00 | 0.00 | 70.00 | 82.00 | |
| 13 | Network on GIP, IVRI, Izatnagar | 0.00 | 0.00 | 0.00 | 5.75 | 0.00 | 70.00 | 75.75 | |
| 14 | Network on BT, IVRI, Izatnagar | 0.00 | 0.00 | 0.00 | 24.00 | 0.00 | 45.00 | 69.00 | |
| 15 | Network on Neonatal Mortality, IVRI, Izatnagar | 0.00 | 0.00 | 0.00 | 29.00 | 0.00 | 72.00 | 101.00 | |
| 16 | Network on Diag. Imaging Tech., IVRI, Izatnagar | 0.00 | 0.00 | 0.00 | 241.00 | 0.00 | 65.00 | 306.00 | |
| 17 | CRP on V&D, IVRI, Izatnagar | 0.00 | 0.00 | 0.00 | 179.00 | 0.00 | 460.00 | 639.00 | |
| 18 | NIHSAD, Bhopal | 0.00 | 30.00 | 30.00 | 222.00 | 662.10 | 1355.00 | 2239.10 | |
| 19 | NBAGR, Karnal | 0.00 | 0.00 | 0.00 | 56.25 | 1013.00 | 620.00 | 1689.25 | |
| 20 | Network Project on Animal Genetic Resources, NBAGR, Karnal | 0.25 | 35.00 | 35.25 | 1.25 | 0.00 | 142.00 | 143.25 | |
| 21 | NDRI, Kamal | 0.50 | 52.00 | 52.50 | 877.40 | 8675.00 | 12741.00 | 22293.40 | |

HEAD-WISE BUDGET ESTIMATES 2018-19

(₹ In lakhs)

| Sl. No. | Name of the Unit/AICRP/Nwtwork Project/ATARI etc. | TSP | | | Total TSP (13+14) | Grant in Aid component | | | Grand Total (Other than NEH+NEH+TSP) (16+17+18) |
|---------|--|------------------------|---------|----------------------------------|-------------------|-----------------------------------|----------------------------------|---------|---|
| | | Grant in Aid component | | Capital (Other than NEH+NEH+TSP) | | Salaries (Other than NEH+NEH+TSP) | General (Other than NEH+NEH+TSP) | | |
| | | Capital | General | | | | | | |
| | | 13 | 14 | | | | | 15 | |
| 22 | NIANP, Bangalore | 0.00 | 0.00 | 0.00 | 305.00 | 1150.00 | 700.00 | 2155.00 | |
| 23 | AICRP ON NPAERP + OP on Methan Emission, NIANP, Bangalore | 0.50 | 10.00 | 10.50 | 40.50 | 0.00 | 171.00 | 211.50 | |
| 24 | NRC on Camel, Bikaner | 4.50 | 45.00 | 49.50 | 223.50 | 771.20 | 625.00 | 1619.70 | |
| 25 | NRC on Equines, Hissar | 0.00 | 0.00 | 0.00 | 202.00 | 956.00 | 878.00 | 2036.00 | |
| 26 | National Centre for Veterinary Type Culture Collection, NRC on Equines, Hissar | 0.00 | 0.00 | 0.00 | 104.00 | 0.00 | 200.00 | 304.00 | |
| 27 | NRC on Meat, Hyderabad | 0.00 | 0.00 | 0.00 | 278.00 | 410.00 | 400.00 | 1088.00 | |
| 28 | NRC on Mithun | 4.45 | 105.00 | 109.45 | 334.45 | 384.00 | 505.00 | 1223.45 | |
| 29 | NRC on Pig, Guwahati | 10.00 | 110.00 | 120.00 | 260.00 | 420.00 | 615.00 | 1295.00 | |
| 30 | AICRP on Pig, NRC on Pig, Guwahati | 0.00 | 150.00 | 150.00 | 173.00 | 179.00 | 520.00 | 872.00 | |
| 31 | Mega seed on Pig, NRC on Pig, Guwahati | 0.00 | 40.00 | 40.00 | 100.00 | 0.00 | 278.00 | 378.00 | |
| 32 | NRC on Yak, Dirang | 10.00 | 105.00 | 115.00 | 170.00 | 404.00 | 551.50 | 1125.50 | |
| 33 | NIVEDI, Bangalore | 0.00 | 0.00 | 0.00 | 280.00 | 489.00 | 750.00 | 1519.00 | |
| 34 | CIRC, Meerut | 0.00 | 0.00 | 0.00 | 187.00 | 693.00 | 415.00 | 1295.00 | |

HEAD-WISE BUDGET ESTIMATES 2018-19

(₹ In lakhs)

| Sl. No. | Name of the Unit/AICRP/Nwtwork Project/ATARI etc. | TSP | | Total TSP (13+14) | Grant in Aid component | | | Grand Total (Other than NEH+NEH+TSP) (16+17+18) |
|------------------------------|---|--------------|----------------|-------------------|----------------------------------|-----------------------------------|----------------------------------|---|
| | | Capital | General | | Capital (Other than NEH+NEH+TSP) | Salaries (Other than NEH+NEH+TSP) | General (Other than NEH+NEH+TSP) | |
| | | 13 | 14 | 15 | 16 | 17 | 18 | 19 |
| | | | | | | | | |
| 35 | AICRP on Cattle, CIRC, Meerut | 0.00 | 30.00 | 30.00 | 41.80 | 158.00 | 570.00 | 769.80 |
| 36 | Dte. Of Foot & Mouth Disease, Mukteswar | 0.00 | 30.00 | 30.00 | 1376.80 | 263.00 | 2083.00 | 3722.80 |
| 37 | Dte. Of Poultry Research, Hyderabad | 0.00 | 25.00 | 25.00 | 245.00 | 830.50 | 1228.00 | 2303.50 |
| 38 | AICRP on Poultry, Dte. Of Poultry Research, Hyderabad | 0.00 | 35.00 | 35.00 | 70.50 | 263.00 | 260.00 | 593.50 |
| 39 | Poultry Seed Project, Dte. Of Poultry Research, Hyderabad | 0.00 | 35.00 | 35.00 | 217.00 | 0.00 | 350.00 | 567.00 |
| TOTAL ANIMAL SCIENCES | | 37.00 | 1085.00 | 1122.00 | 10042.50 | 40533.00 | 54373.50 | 104949.00 |
| 1 | CAZRI, Jodhpur | 25.00 | 50.00 | 75.00 | 375.00 | 4885.00 | 5350.00 | 10610.00 |
| 2 | CRIDA, Hyderabad | 0.00 | 0.00 | 0.00 | 250.00 | 2311.00 | 1177.00 | 3738.00 |
| 3 | AICRP on Dryland Agriculture, CRIDA, Hyderabad | 0.00 | 0.00 | 0.00 | 10.00 | 2153.00 | 370.00 | 2533.00 |
| 4 | AICRP on Agrometeorology, CRIDA, Hyderabad | 0.00 | 0.00 | 0.00 | 0.00 | 643.00 | 110.00 | 753.00 |
| 5 | IIS & WC (CS & WCR & TI), Dehradun | 25.00 | 25.00 | 50.00 | 125.00 | 4097.00 | 1894.00 | 6116.00 |
| 6 | CSSRI, Karnal | 0.00 | 0.00 | 0.00 | 75.00 | 2573.00 | 1475.00 | 4123.00 |
| 7 | PCU-SAS, CSSRI, Karnal | 0.00 | 0.00 | 0.00 | 0.00 | 587.00 | 66.00 | 653.00 |

HEAD-WISE BUDGET ESTIMATES 2018-19

(₹ In lakhs)

| Sl. No. | Name of the Unit/AICRP/Nwtwork Project/ATARI etc. | TSP | | | Total TSP (13+14) | Grant in Aid component | | | Grand Total (Other than NEH+NEH+TSP) (16+17+18) |
|---------|---|------------------------|---------|-----------------------------------|-------------------|----------------------------------|----------------------------------|----------|---|
| | | Grant in Aid component | | Salaries (Other than NEH+NEH+TSP) | | Grand Total | | | |
| | | Capital | General | | | Capital (Other than NEH+NEH+TSP) | General (Other than NEH+NEH+TSP) | | |
| | | | | | | | | 13 | |
| 8 | ICAR RC For NEH Region.,Barapani | 270.00 | 442.00 | 712.00 | 1255.00 | 6308.70 | 2442.50 | 10006.20 | |
| 9 | ICAR Res. Complex for Eastern Region, Patna | 0.00 | 0.00 | 0.00 | 135.00 | 2154.50 | 1070.50 | 3360.00 | |
| 10 | CCARI (ICAR Res. Complex), Goa | 20.00 | 30.00 | 50.00 | 110.00 | 735.25 | 645.00 | 1490.25 | |
| 11 | IISS, Bhopal | 0.00 | 20.00 | 20.00 | 50.00 | 1313.00 | 435.00 | 1798.00 | |
| 12 | AICRP on Micronutrients, IISS, Bhopal | 0.00 | 10.00 | 10.00 | 10.00 | 536.00 | 140.00 | 686.00 | |
| 13 | AICRP on Biofertilizer, IISS, Bhopal | 0.00 | 10.00 | 10.00 | 35.00 | 215.00 | 75.00 | 325.00 | |
| 14 | AICRP on STCR, IISS, Bhopal | 0.00 | 10.00 | 10.00 | 10.00 | 569.00 | 115.00 | 694.00 | |
| 15 | AICRP on LTFE, IISS, Bhopal | 0.00 | 25.00 | 25.00 | 10.00 | 377.00 | 85.00 | 472.00 | |
| 16 | CRP on Conservation Agriculture, IISS, Bhopal | 0.00 | 0.00 | 0.00 | 86.00 | 0.00 | 230.00 | 316.00 | |
| 17 | NBSS & LUP, Nagpur | 50.00 | 75.00 | 125.00 | 255.00 | 3360.00 | 3965.00 | 7580.00 | |
| 18 | CARI,Jhansi | 0.00 | 0.00 | 0.00 | 95.00 | 709.00 | 298.00 | 1102.00 | |
| 19 | AICRP on Agroforestry, CARI, Jhansi | 0.00 | 25.00 | 25.00 | 100.00 | 1050.00 | 237.00 | 1387.00 | |
| 20 | IIBM, Bhubaneswar | 0.00 | 5.00 | 5.00 | 75.00 | 800.00 | 325.00 | 1200.00 | |
| 21 | AICRP on IWM, IIBM, Bhubaneswar | 0.00 | 10.00 | 10.00 | 10.00 | 2211.00 | 91.00 | 2312.00 | |
| 22 | CRP on Water, IIBM, Bhubaneswar | 0.00 | 0.00 | 0.00 | 100.00 | 0.00 | 290.00 | 390.00 | |

HEAD-WISE BUDGET ESTIMATES 2018-19

(₹ In lakhs)

| Sl. No. | Name of the Unit/AICRP/Nwtwork Project/ATARI etc. | TSP | | | Total TSP (13+14) | Grant in Aid component | | | Grand Total (Other than NEH+NEH+TSP) (16+17+18) |
|---------------------------|--|------------------------|---------------|----------------------------------|-------------------|-----------------------------------|----------------------------------|-----------------|---|
| | | Grant in Aid component | | Capital (Other than NEH+NEH+TSP) | | Salaries (Other than NEH+NEH+TSP) | General (Other than NEH+NEH+TSP) | | |
| | | Capital | General | | | | | | |
| | | 13 | 14 | | | | | 15 | |
| 23 | NRC on Integrated Farming, Motihari | 0.00 | 0.00 | 0.00 | 620.00 | 112.00 | 450.00 | 1182.00 | |
| 24 | Dte. Of Weed Research, Jabalpur | 0.00 | 0.00 | 0.00 | 59.00 | 683.30 | 481.00 | 1223.30 | |
| 25 | AICRP on Weed Management, DWR, Jabalpur | 0.00 | 0.00 | 0.00 | 9.00 | 851.00 | 110.00 | 970.00 | |
| 26 | IIFSR, Modipuram | 0.00 | 0.00 | 0.00 | 62.00 | 1135.25 | 481.00 | 1678.25 | |
| 27 | AICRP on Integrated Farming System, IIFSR, Modipuram | 0.00 | 25.00 | 25.00 | 114.00 | 2310.00 | 285.00 | 2709.00 | |
| 28 | Network Project on Organic Farming, IIFSR, Modipuram | 0.00 | 22.00 | 22.00 | 0.00 | 0.00 | 172.00 | 172.00 | |
| 29 | NIASM, Baramati | 20.00 | 110.00 | 130.00 | 708.00 | 494.00 | 545.00 | 1747.00 | |
| TOTAL NRM DIVISION | | 410.00 | 894.00 | 1304.00 | 4743.00 | 43173.00 | 23410.00 | 71326.00 | |
| 30 | NICRA, Hyderabad | 0.00 | 0.00 | 0.00 | 1120.00 | 0.00 | 4080.00 | 5200.00 | |
| TOTAL CRAI/NICRA | | 0.00 | 0.00 | 0.00 | 1120.00 | 0.00 | 4080.00 | 5200.00 | |
| 1 | CIBA, Chennai | 20.00 | 42.00 | 62.00 | 440.00 | 1797.00 | 2992.00 | 5229.00 | |
| 2 | AINP on Fish Health, CIBA, Chennai | 0.00 | 0.00 | 0.00 | 25.00 | 0.00 | 187.00 | 212.00 | |
| 3 | CIFRI, Barrackpore | 15.00 | 37.00 | 52.00 | 482.00 | 2469.00 | 6695.00 | 9646.00 | |
| 4 | CIFA, Bhubaneswar | 25.00 | 75.00 | 100.00 | 585.00 | 2322.40 | 1745.00 | 4652.40 | |

HEAD-WISE BUDGET ESTIMATES 2018-19

(₹ In lakhs)

| Sl. No. | Name of the Unit/AICRP/Nwtwork Project/ATARI etc. | TSP | | | Total TSP (13+14) | Grant in Aid component | | | Grand Total (Other than NEH+NEH+TSP) (16+17+18) |
|------------------------|---|------------------------|---------------|----------------------------------|-------------------|-----------------------------------|-----------------|----------------------------------|---|
| | | Grant in Aid component | | Capital (Other than NEH+NEH+TSP) | | Salaries (Other than NEH+NEH+TSP) | | General (Other than NEH+NEH+TSP) | |
| | | Capital | General | | | | | | |
| | | 13 | 14 | | | 15 | 16 | | |
| 5 | CIFE, Mumbai | 0.00 | 27.00 | 27.00 | 354.00 | 3360.60 | 5676.00 | 9390.60 | |
| 6 | CIFT, Kochi | 0.00 | 18.00 | 18.00 | 450.00 | 2861.50 | 1543.00 | 4854.50 | |
| 7 | CMFRI, Kochi | 11.00 | 25.00 | 36.00 | 591.00 | 8790.00 | 15892.00 | | |
| 8 | ANIP Mericulture, CMFRI, Kochi | 0.00 | 0.00 | 0.00 | 127.00 | 0.00 | 213.00 | 340.00 | |
| 9 | NBFGR, Lucknow | 0.00 | 28.00 | 28.00 | 430.00 | 1239.50 | 1115.00 | 2784.50 | |
| 10 | CRP Genomics, NBFGR, Lucknow | 0.00 | 0.00 | 0.00 | 0.00 | 0.00 | 473.00 | 473.00 | |
| 11 | Dte. Of Coldwater Fisheries Research, Bhimtal | 10.00 | 17.00 | 27.00 | 252.00 | 672.00 | 664.00 | 1588.00 | |
| TOTAL FISHERIES | | 81.00 | 269.00 | 350.00 | 3736.00 | 21233.00 | 30093.00 | 55062.00 | |
| 1 | CIAE, Bhopal | 0.00 | 0.00 | 0.00 | 125.40 | 3151.20 | 3260.35 | 6536.95 | |
| 2 | AICRP on FIM, CIAE, Bhopal | 0.00 | 0.00 | 0.00 | 64.87 | 1200.00 | 635.80 | 1900.67 | |
| 3 | AICRP on ESA, CIAE, Bhopal | 0.00 | 0.00 | 0.00 | 24.52 | 350.00 | 354.70 | 729.22 | |
| 4 | AICRP on EAAL, CIAE, Bhopal | 0.00 | 0.00 | 0.00 | 22.00 | 735.00 | 447.20 | 1204.20 | |
| 5 | AICRP on UAE, CIAE, Bhopal | 0.00 | 0.00 | 0.00 | 44.48 | 357.00 | 365.35 | 766.83 | |
| 6 (i) | CRP On FMFP, CIAE, Bhopal | 0.00 | 0.00 | 0.00 | 68.90 | 0.00 | 341.80 | 410.70 | |
| 6(ii) | MIS Component | 0.00 | 0.00 | 0.00 | 65.00 | 0.00 | 216.00 | 281.00 | |

HEAD-WISE BUDGET ESTIMATES 2018-19

(₹ In lakhs)

| Sl. No. | Name of the Unit/AICRP/Nwtwork Project/ATARI etc. | TSP | | Total TSP (13+14) | Grand Total | | | |
|---------------------------------------|---|------------------------|-------------|----------------------------------|-----------------------------------|----------------------------------|-----------------|---|
| | | Grant in Aid component | | | Grant in Aid component | | | Grand Total (Other than NEH+NEH+TSP) (16+17+18) |
| | | Capital | General | Capital (Other than NEH+NEH+TSP) | Salaries (Other than NEH+NEH+TSP) | General (Other than NEH+NEH+TSP) | | |
| | | 13 | 14 | 15 | 16 | 17 | 18 | 19 |
| 7 | CRP On EA, CIAE, Bhopal | 0.00 | 0.00 | 0.00 | 60.00 | 0.00 | 262.55 | 322.55 |
| 8 | CIPHET, Ludhiana | 0.00 | 0.00 | 0.00 | 200.00 | 968.00 | 1361.50 | 2529.50 |
| 9 | AICRP on PET, CIPHET, Ludhiana | 0.00 | 0.00 | 0.00 | 20.97 | 248.00 | 430.85 | 699.82 |
| 10 | AICRP on PHET, CIPHET, Ludhiana | 0.00 | 0.00 | 0.00 | 100.97 | 1721.00 | 652.90 | 2474.87 |
| 11 | CRP On SA, CIPHET, Ludhiana | 0.00 | 0.00 | 0.00 | 13.00 | 0.00 | 290.00 | 303.00 |
| 12 | CRP On HF, CIPHET, Ludhiana | 0.00 | 0.00 | 0.00 | 0.00 | 0.00 | 0.00 | 0.00 |
| 13 | CIRCOT, Mumbai | 0.00 | 0.00 | 0.00 | 135.00 | 1785.50 | 1094.60 | 3015.10 |
| 14 | CRP on Natural Fibres, CIRCOT, Mumbai | 0.00 | 0.00 | 0.00 | 5.00 | 0.00 | 192.35 | 197.35 |
| 15 | IINRG, Ranchi | 0.00 | 0.00 | 0.00 | 83.95 | 1251.30 | 767.50 | 2102.75 |
| 16 | NWP on HP VANR&G, IINRG, Ranchi | 0.00 | 0.00 | 0.00 | 10.97 | 0.00 | 292.95 | 303.92 |
| 17 | NWP on CLIGR, IINRG, Ranchi | 0.00 | 0.00 | 0.00 | 10.97 | 0.00 | 292.95 | 303.92 |
| 18 | NIRJAFT, Kolkata | 0.00 | 0.00 | 0.00 | 32.00 | 1162.00 | 822.65 | 2016.65 |
| TOTAL AGRICULTURAL ENGINEERING | | 0.00 | 0.00 | 0.00 | 1088.00 | 12929.00 | 12082.00 | 26099.00 |

HEAD-WISE BUDGET ESTIMATES 2018-19

(₹ In lakhs)

| Sl. No. | Name of the Unit/AICRP/Nwtwork Project/ATARI etc. | TSP | | Total TSP (13+14) | Grant in Aid component | | | Grand Total (Other than NEH+NEH+TSP) (16+17+18) |
|---|---|------------------------|---------|-------------------|----------------------------------|-----------------------------------|----------------------------------|---|
| | | Grant in Aid component | | | Capital (Other than NEH+NEH+TSP) | Salaries (Other than NEH+NEH+TSP) | General (Other than NEH+NEH+TSP) | |
| | | Capital | General | | | | | |
| | | 13 | 14 | | | | | |
| 1 | IASRI including CABin, New Delhi | 0.00 | 0.00 | 0.00 | 124.00 | 2941.80 | 3311.00 | 6376.80 |
| 2 | NIAP & PR, New Delhi | 0.00 | 0.00 | 0.00 | 90.00 | 526.20 | 445.00 | 1061.20 |
| TOTAL ECO. STATISTICS & MANAGEMENT | | | | | | | | |
| 1 | NAARM, Hyderabad | 0.00 | 0.00 | 0.00 | 700.00 | 2635.00 | 6334.00 | 9669.00 |
| 2 | CIWA, Bhubaneswar | 0.00 | 0.00 | 0.00 | 574.00 | 511.00 | 490.00 | 1575.00 |
| 3 | AICRP on Home Science, CIWA, Bhubaneswar | 0.00 | 0.00 | 0.00 | 150.00 | 1560.00 | 960.00 | 2670.00 |
| 4 | Strengthening and Development of Higher Agricultural Education in India | 1100.00 | 2422.00 | 3522.00 | 33322.00 | 893.00 | 28640.00 | 62855.00 |
| TOTAL AG. EDUCATION DIVISION | | | | | | | | |
| 1 | ICAR Hqrs. | 1100.00 | 2422.00 | 3522.00 | 34746.00 | 5599.00 | 36424.00 | 76769.00 |
| TOTAL ICAR HQRS. | | | | | | | | |
| 1 | PIU, NASF | 0.00 | 0.00 | 0.00 | 9200.00 | 9151.00 | 26232.00 | 44583.00 |
| 2 | Funding to Projects | 0.00 | 0.00 | 0.00 | 9200.00 | 9151.00 | 26232.00 | 44583.00 |
| 1 | PIU, NASF | | | 0.00 | 2750.00 | 140.00 | 2325.00 | 5215.00 |
| 2 | Funding to Projects | | | 0.00 | 0.00 | 0.00 | 0.00 | 0.00 |
| TOTAL NASF | | | | | | | | |
| | | 0.00 | 0.00 | 0.00 | 2750.00 | 140.00 | 2325.00 | 5215.00 |

HEAD-WISE BUDGET ESTIMATES 2018-19

(₹ In lakhs)

| Sl. No. | Name of the Unit/AICRP/Nwtwork Project/ATARI etc. | TSP | | | Total TSP (13+14) | Grant in Aid component | | | Grand Total (Other than NEH+NEH+TSP) (16+17+18) |
|---------|---|------------------------|---------|----------------------------------|-------------------|-----------------------------------|-----------------------------------|----------------------------------|---|
| | | Grant in Aid component | | Capital (Other than NEH+NEH+TSP) | | Salaries (Other than NEH+NEH+TSP) | | General (Other than NEH+NEH+TSP) | |
| | | Capital | General | | | Capital (Other than NEH+NEH+TSP) | Salaries (Other than NEH+NEH+TSP) | | |
| | | | | | | | | | |
| 1 | DKMA, New Delhi | | | 0.00 | 29.00 | 560.00 | 518.00 | 1107.00 | |
| 2 | ATARI ZONE-I, Ludhiana | 189.12 | 166.23 | 355.35 | 787.63 | 7697.00 | 1090.23 | 9574.86 | |
| 3 | ATARI ZONE-II, Jodhpur | 167.20 | 146.96 | 314.16 | 696.31 | 6888.00 | 932.96 | 8517.27 | |
| 4 | ATARI ZONE-III, Kanpur | 189.12 | 166.23 | 355.35 | 787.63 | 8400.00 | 1086.23 | 10273.86 | |
| 5 | ATARI ZONE-IV, Patna | 172.68 | 151.78 | 324.46 | 719.14 | 6498.00 | 949.78 | 8166.92 | |
| 6 | ATARI ZONE-V, Kolkata | 158.97 | 139.73 | 298.70 | 662.07 | 5053.00 | 915.73 | 6630.80 | |
| 7 | ATARI ZONE-VI, Guwahati | 123.34 | 108.41 | 231.75 | 873.15 | 4598.00 | 1056.44 | 6527.59 | |
| 8 | ATARI ZONE-VII, Barapani | 115.12 | 101.18 | 216.30 | 814.95 | 4085.00 | 1032.79 | 5932.74 | |
| 9 | ATARI ZONE-VIII, Pune | 211.05 | 185.51 | 396.56 | 878.95 | 8703.00 | 1216.51 | 10798.46 | |
| 10 | ATARI ZONE-IX, Jabalpur | 208.31 | 183.10 | 391.41 | 867.53 | 6106.00 | 1242.10 | 8215.63 | |
| 11 | ATARI ZONE-X, Hyderabad | 200.09 | 175.87 | 375.96 | 833.29 | 7350.00 | 1152.87 | 9336.16 | |
| 12 | ATARI ZONE-XI, Bengalore | 0.00 | 0.00 | 0.00 | 416.35 | 5133.00 | 691.00 | 6240.35 | |
| 13 | FARMER FIRST | 0.00 | 0.00 | 0.00 | 400.00 | 0.00 | 1000.00 | 1400.00 | |
| 14 | ARYA | 0.00 | 0.00 | 0.00 | 1000.00 | 0.00 | 1323.36 | 2323.36 | |
| 15 | EMF | | | 0.00 | 0.00 | 0.00 | 45.00 | 45.00 | |

HEAD-WISE BUDGET ESTIMATES 2018-19

(₹ In lakhs)

| Sl. No. | Name of the Unit/AICRP/Nwtwork Project/ATARI etc. | TSP | | | Total TSP (13+14) | Grant in Aid component | | | Grand Total (Other than NEH+NEH+TSP) (16+17+18) |
|---------|---|------------------------|----------------|----------------------------------|-------------------|----------------------------------|-----------------------------------|----------------------------------|---|
| | | Grant in Aid component | | General (Other than NEH+NEH+TSP) | | Grant in Aid component | | General (Other than NEH+NEH+TSP) | |
| | | Capital | General | | | Capital (Other than NEH+NEH+TSP) | Salaries (Other than NEH+NEH+TSP) | | |
| | | | | | | | | | |
| 16 | NETWORK PROJECT | 0.00 | 0.00 | 0.00 | 0.00 | 0.00 | 0.00 | 150.00 | 150.00 |
| 17 | DISASTER MGMT. | 0.00 | 0.00 | 0.00 | 0.00 | 90.00 | 0.00 | 23.00 | 113.00 |
| | TOTAL AGRICULTURAL EXTENSION | 1735.00 | 1525.00 | 3260.00 | 3260.00 | 9856.00 | 71071.00 | 14426.00 | 95353.00 |
| 1 | National Agricultural Higher Education Project | | | 0.00 | 0.00 | 100.00 | 0.00 | 689.00 | 789.00 |
| | Total NAHEP | 0.00 | 0.00 | 0.00 | 0.00 | 100.00 | 0.00 | 689.00 | 789.00 |
| | GRAND TOTAL | 3506.12 | 9075.88 | 12582.00 | 12582.00 | 107227.62 | 326902.00 | 317284.38 | 751414.00 |

PART – VIII

SUMMARY OF CADRE STRENGTH OF SCIENTISTS AND OTHER CATEGORIES

**SUMMARY OF CADRE STRENGTH OF EMPLOYEES OF
ICAR HEADQUARTERS AND ITS RESEARCH INSTITUTES IN
RESPECT OF ‘SCIENTIFIC’, ‘TECHNICAL’,
‘ADMINISTRATIVE’, ‘SUPPORTING’ INCLUDING
‘SAFAIWALA’ AND ‘AUXILLARY’ STAFF**

| Sl. No. | Class of post | Total posts sanctioned | Total employees In position | Scheduled Caste Employees | | Schedule Tribe employees | | OBC employees | |
|------------|--|------------------------|-----------------------------|---------------------------|----------------------|--------------------------|----------------------|---------------|----------------------|
| | | | | No. | % to Total employees | No. | % to Total employees | No. | % to Total employees |
| 01. | SCIENTIFIC POSTS | | | | | | | | |
| | (a) Scientist | 4252 | 3667 | 505 | 13.77 | 204 | 5.56 | 733 | 19.99 |
| | (b) Senior Scientist | 1317 | 985 | 65 | 6.60 | 15 | 1.52 | 112 | 11.37 |
| | (c) Principal Scientist | 776 | 459 | 15 | 3.27 | 3 | 0.65 | 27 | 5.88 |
| | (d) RMP Scientist | 176 | 126 | 8 | 6.35 | 5 | 3.97 | 17 | 13.49 |
| | TOTAL | 6521 | 5237 | 593 | 11.32 | 227 | 4.33 | 889 | 16.98 |
| 02 | TECHNICAL POST | | | | | | | | |
| | (a) Category-I | 3974 | 2618 | 512 | 19.56 | 278 | 10.62 | 395 | 15.09 |
| | (b) Category-II | 2708 | 1746 | 302 | 17.30 | 138 | 7.90 | 278 | 15.92 |
| | (c) Category-III | 755 | 567 | 95 | 16.75 | 62 | 10.93 | 97 | 17.11 |
| | TOTAL | 7437 | 4931 | 909 | 18.43 | 478 | 9.69 | 770 | 15.62 |
| 03 | ADMINISTRATIVE POSTS | | | | | | | | |
| | Category “A” posts: Senior Registrar/ Directors/Dy Secretary/Under Secretary/CAOs/ SAOs/AOs/CF&AO/ SF&AO/F&AO/, Legal Adviser/ Director (OL)/ DD(OL)/AD(OL)PPS | 334 | 316 | 47 | 14.87 | 24 | 7.59 | 25 | 7.91 |
| | Category ‘B’ Posts: AF&AO/AAO/PS/ SO/AD(OL)/ALA/ Assistant/PA//JAO | 2177 | 1790 | 279 | 15.59 | 124 | 6.93 | 197 | 11.01 |

| Sl. No. | Class of post | Total posts sanctioned | Total employees In position | Scheduled Caste Employees | | Schedule Tribe employees | | OBC employees | |
|------------|---------------------------------------|------------------------|-----------------------------|---------------------------|----------------------|--------------------------|----------------------|---------------|----------------------|
| | | | | No. | % to Total employees | No. | % to Total employees | No. | % to Total employees |
| | (c) Category "C" posts: UDC/Steno/LDC | 2361 | 1437 | 266 | 18.51 | 123 | 8.56 | 284 | 19.76 |
| | Total | 4884 | 3543 | 592 | 16.71 | 271 | 7.65 | 506 | 14.28 |
| 04. | SKILLED SUPPORTING STAFF | 8364 | 4967 | 1383 | 27.84 | 447 | 9 | 808 | 16.27 |

Note : This information of cadre strength taken from the Annual Report 2017-18 of DARE/ICAR from Page No. 176 (Appendix – 10).

PART – VIII

SUMMARY OF CADRE STRENGTH OF SCIENTISTS AND OTHER CATEGORIES

**LIST OF ABBREVIATIONS USED
FOR INSTITUTES, NATIONAL RESEARCH CENTRES,
PROJECT DIRECTORATES AND ICAR HEADQUARTERS**

| S. No | Abbreviation | Name of Institutes/NRCs/PDs/ICAR Hqrs |
|-----------------------------|--------------|--|
| CROPS SCIENCES | | |
| INSTITUTES / BUREAUX | | |
| 1. | CICR | CENTRAL INSTITUTE FOR COTTON RESEARCH, NAGPUR (MS) |
| 2. | CRIJAF | CENTRAL RESEARCH INSTITUTE FOR JUTE & ALLIED FIBRES, BARRACKPORE (WEST BENGAL) |
| 3. | NRRI(CRRI) | NATIONAL RICE RESEARCH INSTITUTE (CENTRAL RICE RESEARCH INSTITUTE), CUTTACK (ORISSA) |
| 4. | CTRI | CENTRAL TOBACCO RESEARCH INSTITUTE, RAJAHMUNDRY (AP) |
| 5. | IARI | INDIAN AGRICULTURAL RESEARCH INSTITUTE, NEW DELHI |
| 6. | IGFRI | INDIAN GRASSLAND & FODDER RESEARCH INSTITUTE, JHANSI (UP) |
| 7. | IIPR | INDIAN INSTITUTE OF PULSES RESEARCH, KANPUR (UP) |
| 8. | IISR | INDIAN INSTITUTE OF SUGARCANE RESEARCH, LUCKNOW (UP) |
| 9. | NBAIM | NATIONAL BUREAU OF AGRICULTURALLY IMPORTANT MICRO ORGANISMS, MAU NATH BHANJAN (UP) |
| 10. | NBPGR | NATIONAL BUREAU OF PLANT GENETIC RESOURCES, NEW DELHI |
| 11. | SBI | SUGARCANE BREEDING INSTITUTE, COIMBATORE (TAMIL NADU) |
| 12. | VPKAS | VIVEKANANDA PARVATIYA KRISHI ANUASNDHAN SHALA, ALMORA (UTTARANCHAL) |
| 13. | NBAIR(PDBC) | NATIONAL BUREAU OF AGRICULTURAL INSECT RESOURCES, BAGALORE (KARNATAKA) |
| 14. | IIMR (DMR) | INDIAN INSTITUTE OF MAIZE RESEARCH (DMR), IARI CAMPUS, NEW DELHI |
| 15. | IIOR (DOR) | INDIAN INSTITUTE OF OILSEED RESEARCH (DIRECTORATE OF OILSEEDS RESEARCH), HYDEDRABAD (AP) |
| 16. | IIRR (DRR) | INDIAN INSTITUTE OF RICE RESEARCH (DIRECTORATE OF RICE RESEARCH), HYDERABAD (AP) |
| 17. | IIWBR(DWR) | INDIAN INSTITUTE OF WHEAT AND BARLEY RESEARCH DIRECTORATE OF WHEAT RESEARCH), KARNAL (HARYANA) |
| 18. | NIBSM | NATIONAL INSTITUTE OF BIOTIC STRESS MANAGEMENT, RAIPUR |
| 19. | IIAB | INDIAN INSTITUTE OF AGRICULTURAL BIOTECHNOLOGY, RANCHI |
| 22. | IISS (DSR) | INDIAN INSTITUTE OF SEED RESEARCH, MAU (UP) |

| S. No | Abbreviation | Name of Institutes/NRCs/PDs/ICAR Hqrs |
|---|---------------|--|
| NATIONAL CENTRE/NATIONAL RESEARCH CENTRE | | |
| 20. | NRCIPM(NCIPM) | NATIONAL RESEARCH CENTRE FOR INTEGRATED PEST MANAGEMENT (NCIPM), NEW DELHI |
| 21. | NRCPB | NATIONAL RESEARCH CENTRE ON PLANT BIOTECHNOLOGY, IARI CAMPUS, NEW DELHI |
| DIRECTORATES | | |
| 23. | DOGR | DIRECTORATE OF GROUNDNUT RESEARCH, JUNAGADH (GUJARAT) |
| 24. | DORM | DIRECTORATE OF RAPESEED MUSTARD RESEARCH, BHARATPUR (RAJASTHAN) |
| 25. | DSR | DIRECTORATE OF SOYBEAN RESEARCH, INDORE (MP) |
| HORTICULTURAL SCIENCE | | |
| INSTITUTES / BUREAUX | | |
| 1. | CIARI(CARI) | CENTRAL ISLAND AGRICULTURAL RESEARCH INSTITUTE (CENTRAL AGRICULTURAL RESEARCH INSTITUTE), PORT BLAIR (ANDAMAN & NICOBAR ISLANDS) |
| 2. | CIAH | CENTRAL INSTITUTE OF ARID HORTICULTURE, BIKANER (RAJASTHAN) |
| 3. | CISH | CENTRAL INSTITUTE OF SUB-TROPICAL HORTICULTURE, LUCKNOW (UP) |
| 4. | CITH | CENTRAL INSTITUTE FOR TEMPERATE HORTICULTURE, SRINAGAR (J&K) |
| 5. | CPCRI | CENTRAL PLANTATION CROPS RESEARCH INSTITUTE, KASARAGOD (KERALA) |
| 6. | CPRI | CENTRAL POTATO RESEARCH INSTITUTE, SHIMLA (HP) |
| 7. | CTCRI | CENTRAL TUBER CROPS RESEARCH INSTITUTE, THIRUVANANTAPURAM (KERALA) |
| 8. | IIHR | INDIAN INSTITUTE OF HORTICULTURAL RESEARCH, BANGALORE (KARNATAKA) |
| 9. | IISR | INDIAN INSTITUTE OF SPICES RESEARCH, CALICUT (KERALA) |
| 10. | IIVR | INDIAN INSTITUTE OF VEGETABLE RESEARCH, VARANASI (UP) |
| NATIONAL RESEARCH CENTRES | | |
| 11. | NRCB | NATIONAL RESEARCH CENTRE ON BANANA, TIRUCHIRAPPALLI (TN) |
| 12. | NRCC | NATIONAL RESEARCH CENTRE ON CITRUS, NAGPUR (MS) |
| 13. | NRCG | NATIONAL RESEARCH CENTRE ON GRAPES, PUNE (MS) |

| S. No | Abbreviation | Name of Institutes/NRCs/PDs/ICAR Hqrs |
|-------|--------------|---|
| 14. | NRCL | NATIONAL RESEARCH CENTRE ON LITCHI, MUZAFFARPUR (BIHAR) |
| 15. | NRCO | NATIONAL RESEARCH CENTRE ON ORCHIDS, PAKYONG (SIKKIM) |
| 16. | NRCSS | NATIONAL RESEARCH CENTRE ON SEED SPICES, AJMER (RAJASTHAN) |
| 17. | NRCP | NATIONAL RESEARCH CENTRE ON POMEGRANATE, SOLAPUR (MS) |
| | | DIRECTORATES |
| 18. | DCR | DIRECTORATE OF CASHEW RESEARCH, PUTTUR (KARNATAKA) |
| 19. | DM&AP | DIRECTORATE OF MEDICINAL & AROMATIC PLANTS RESEARCH, BORIAVI, ANAND (GUJARAT) |
| 20. | DMR | DIRECTORATE OF MUSHROOM RESEARCH, SOLAN (HP) |
| 21. | DOPR | DIRECTORATE OF OILPALM RESEARCH, PEDAVEGI (AP) |
| 22. | DOGR | DIRECTORATE OF ONION AND GARLIC RESEARCH, PUNE (MS) |
| 23. | DFR | DIRECTORATE OF FLORICULTURE RESEARCH, IARI CAMPUS, NEW DELHI |

ANIMAL SCIENCE

INSTITUTES / BUREAUX

| | | |
|-----|----------------------|--|
| 1. | CARI | CENTRAL AVIAN RESEARCH INSTITUTE, IZATNAGAR (UP) |
| 2. | CIRB | CENTRAL INSTITUTE FOR RESEARCH ON BUFFALOES, HISSAR |
| 3. | CIRG | CENTRAL INSTITUTE FOR RESEARCH ON GOATS, MAKHDOOM, MATHURA (UP) |
| 4. | CSWRI | CENTRAL SHEEP AND WOOL RESEARCH INSTITUTE, AVIKANAGAR (RAJASTHAN) |
| 5. | HSADL | HIGH SECURITY ANIMAL DISEASE LABORATORY, BHOPAL (MP) |
| 6. | IVRI | INDIAN VETERINARY RESEARCH INSTITUTE, IZATNAGAR (UP) |
| 7. | NBAGR | NATIONAL BUREAU OF ANIMAL GENETIC RESOURCES, KARNAL |
| 8. | NDRI | NATIONAL DAIRY RESEARCH INSTITUTE, KARNAL (HARYANA) |
| 9. | NIANP | NATIONAL INSTITUTE ON ANIMAL NUTRITION AND PHYSIOLOGY, BANGALORE (KARNATAKA) |
| 10. | NIVEDI (PD-ADMAS) | NATIONAL INSTITUTE OF VETERINARY EPIDEMIOLOGY AND DISEASE INFORMATION (PROJECT DIRECTORATE ON ANIMAL DISEASE MONITORING AND SURVEILLANCE) (ADMAS), HEBBAL, BANGALORE (KARNATAKA) |
| 11. | CIRC (PD-CATTLE) | CENTRAL INSTITUTE OF RESEARCH ON CATTLE (PROJECT DIRECTORATE ON CATTLE), MODIPURAM, MEERUT (UP) |

| S. No | Abbreviation | Name of Institutes/NRCs/PDs/ICAR Hqrs |
|------------------------------------|-----------------------------------|---|
| NATIONAL RESEARCH CENTRES | | |
| 12. | NRCC | NATIONAL RESEARCH CENTRE ON CAMEL, BIKANER (RAJASTHAN) |
| 13. | NRCE | NATIONAL RESEARCH CENTRE ON EQUINES, HISSAR (HARYANA) |
| 14. | NRCM | NATIONAL RESEARCH CENTRE ON MEAT, HYDERABAD (AP) |
| 15. | NRCM | NATIONAL RESEARCH CENTRE ON MITHUN, JHARNAPANI (NAGALAND) |
| 16. | NRCP | NATIONAL RESEARCH CENTRE ON PIG, GUWAHATI (ASSAM) |
| 17. | NRCY | NATIONAL RESEARCH CENTRE ON YAK, DIRANG, WEST KAMENG (ARUNACHAL PRADESH) |
| DIRECTORATES | | |
| 18. | DFMD | DIRECTORATE ON FOOT AND MOUTH DISEASE, IVRI REGIONAL STATION CAMPUS, MUKTESWAR, (UTTARANCHAL) |
| 19. | DPR | DIRECTORATE ON POULTRY RESEARCH, HYDERABAD (AP) |
| NATURAL RESOURCE MANAGEMENT | | |
| INSTITUTES / BUREAUX | | |
| 1. | CAZRI | CENTRAL ARID ZONE RESEARCH INSTITUTE, JODHPUR (RAJ.) |
| 2. | CRIDA | CENTRAL RESEARCH INSTITUTE FOR DRYLAND AGRICULTURE, HYDERABAD (ANDHRA PRADESH) |
| 3. | CSSRI | CENTRAL SOIL SALINITY RESEARCH INSTITUTE, KARNAL |
| 4. | IIS & WC (CSWCR&TI) | INDIAN INSTITUTE OF SOIL AND WATER CONSERVATION (CENTRAL SOIL AND WATER CONSERVATION RESEARCH AND TRAINING INSTITUTE), DEHRADUN (UTTARANCHAL) |
| 5. | NBSS&LUP | NATIONAL BUREAU OF SOIL SURVEY AND LAND USE PLANNING, NAGPUR (MAHARASHTRA) |
| 6. | IISS | INDIAN INSTITUTE OF SOIL SCIENCE, BHOPAL (MP) |
| 7. | CCARI (ICAR RES. COMPLEX) | CENTRAL COASTAL AGRICULTURAL RESEARCH INSTITUTE (ICAR RESEARCH COMPLEX) FOR GOA, GOA |
| 8. | ICAR RES. COM. FOR EASTERN REGION | ICAR RESEARCH COMPLEX FOR EASTERN REGION, PATNA, (BIHAR) |
| 9. | ICAR RES. COM. FOR NEH REGION | ICAR RESEARCH COMPLEX FOR NORTH EASTERN HILL REGION, BARAPANI (MEGHALAYA) |
| 10. | NIASM | NATIONAL INSTITUTE OF ABIOTIC STRESS MANAGEMENT, BARAMATI, PUNE (MS) |
| 11. | NICRA (CRAI) | NATIONAL INNOVATION IN CLIMATE RESILIENT AGRICULTURE, HYDERABAD (UNDER CRIDA HYDERABAD) |

| S. No | Abbreviation | Name of Institutes/NRCs/PDs/ICAR Hqrs |
|---------------------------------|---------------|--|
| 12. | CARI (NRCA&F) | CENTRAL AGROFORESTRY RESEARCH INSTITUTE (NATIONAL RESEARCH CENTRE FOR AGRO-FORESTRY), JHANSI (UP) |
| 13. | IIFSR(PDCSR) | INDIAN INSTITUTE OF FARMING SYSTEM RESEARCH (PROJECT DIRECTORATE SYSTEMS RESEARCH), MODIPURAM, MEERUT (UP) |
| 14. | IIWM | INDIAN INSTITUTE OF WATER MANAGEMENT, BHUBANESWAR (ORISSA) |
| DIRECTORATES | | |
| 15. | DWR | DIRECTORATE OF WEED RESEARCH, JABALPUR (MP) |
| FISHERIES SCIENCES | | |
| INSTITUTES / BUREAUX | | |
| 1. | CIBA | CENTRAL INSTITUTE OF BACKISHWATER AQUACULTURE, CHENNAI (TN) |
| 2. | CIFRI | CENTRAL INLAND FISHERIES RESEARCH INSTITUTE, BARRACKPORE (WB) |
| 3. | CIFA | CENTRAL INSTITUTE OF FRESHWATER AQUACULTURE, BHUBANESWAR (ORISSA) |
| 4. | CIFE | CENTRAL INSTITUTE OF FISHERIES EDUCATION, MUMBAI (MS) |
| 5. | CIFT | CENTRAL INSTITUTE OF FISHERIES TECHNOLOGY, KOCHI (KERALA) |
| 6. | CMFRI | CENTRAL MARINE FISHERIES RESEARCH INSTITUTE, KOCHI (KERALA) |
| 7. | NBFGR | NATIONAL BUREAU OF FISH GENETIC RESOURCES, LUCKNOW (UP) |
| DIRECTORATES | | |
| 8. | DCWFR | DIRECTORATE OF COLDWATER FISHERIES RESEARCH, BHIMTAL, DISTT. NAINITAL (UTTARANCHAL) |
| AGRICULTURAL ENGINEERING | | |
| INSTITUTES / BUREAUX | | |
| 1. | CIAE | CENTRAL INSTITUTE OF AGRICULTURAL ENGINEERING, BHOPAL |
| 2. | CIPHET | CENTRAL INSTITUTE OF POST-HARVEST ENGINEERING AND TECHNOLOGY, LUDHIANA (PUNJAB) |
| 3. | CIRCOT | CENTRAL INSTITUTE FOR RESEARCH ON COTTON TECHNOLOGY, MUMBAI (MAHARASHTRA) |
| 4. | IINRG | INDIAN INSTITUTE OF NATURAL RESINS & GUMS, RANCHI (JHARKHAND) |
| 5. | NIRJAFT | NATIONAL INSTITUTE OF RESEARCH ON JUTE AND ALLIED FIBRE TECHNOLOGY, KOLKATA (WB) |

| S. No | Abbreviation | Name of Institutes/NRCs/PDs/ICAR Hqrs |
|---|--------------------------|--|
| AGRICULTURAL ENCONOMICS & STATISTICS | | |
| INSTITUTES / BUREAUX | | |
| 1. | IASRI | INDIAN AGRICULTURAL STATISTICS RESEARCH INSTITUTE, NEW DELHI |
| 2. | NIAE & PR (NCAE&PR) | NATIONAL INSTITUTE OF AGRICULTURAL ECONOMICS & POLICY RESEARCH (NATIONAL CENTRE FOR AGRICULTURAL ECONOMICS AND POLICY RESEARCH), NEW DELHI |
| AGRICULTURAL EDUCATION | | |
| INSTITUTES / BUREAUX | | |
| 1. | NAARM | NATIONAL ACADEMY FOR AGRICULTURAL RESEARCH MANGEMENT, HYDERABAD (AP) |
| 2. | CIWA | CETRAL INSTITUTE FOR WOMEN IN AGRICULTURE , BHUBANESWAR (ORISSA) |
| ICAR HEADQUARTERS | | |
| 1. | ICAR | INDIAN COUNCIL OF AGRICULTURAL RESEARCH HEADQUARTERS, KRISHI BHAWAN, NEW DELHI |
| 2. | DKMA | DIRECTORATE OF KNOWLEDGE MANAGEMENT IN AGRICULTURE (FORMERLY DIPA), NEW DELHI |
| 3. | ASRB | AGRICULTURAL SCIENTISTS' RECRUITMENT BOARD (ICAR), KRISHI ANUSANDHAN BHAWAN-I, NEW DELHI |
| 4. | NAIF (IPR MANAGEMENT) | NATIONAL AGRICULTURE INNOVATION FOUNDATION (INTELLECTUAL PROPERTY RIGHTS MANAGEMENT), NEW DELHI |
| AGRICULTURAL EXTENSION | | |
| ZONES | | |
| 1. | ATARIs (ZPDs) | AGRICULTURAL TECHNOLOGY APPLICATION RESEARCH INSTITUTE (ZONAL PROJECT DIRECTORATES) |

