



**-: Publication Repository :-**

**Steps for ICAR Email Login**

**Steps for New User Registration (Other than ICAR Email)**

# **KRISHI-Publication**

(Knowledge based Resources Information Systems Hub for Innovations in agriculture)

**ICAR Research Data Repository for Knowledge Management**

<https://krishi.icar.gov.in>  
<https://krishi.icar.gov.in/jspui>

## Introduction

This user document is guide to Login/Register in KRISHI Publication Repository. In first part

*First Part:* this part describe about an ICAR Email directly login with their original email id and actual email password and no need to register required in Publication Repository

*Second Part:* this part describe about how can register and login non-ICAR into KRISHI Publication Repository. Mostly non-ICAR email is permissible only for SAU/CAU member of AICRP projects and these user authorized after confirmation from respective Nodal Officer / Data In charge Officer.

### **First Part: Steps for Login of ICAR Email (no need registration for ICAR Email users)**

Go to

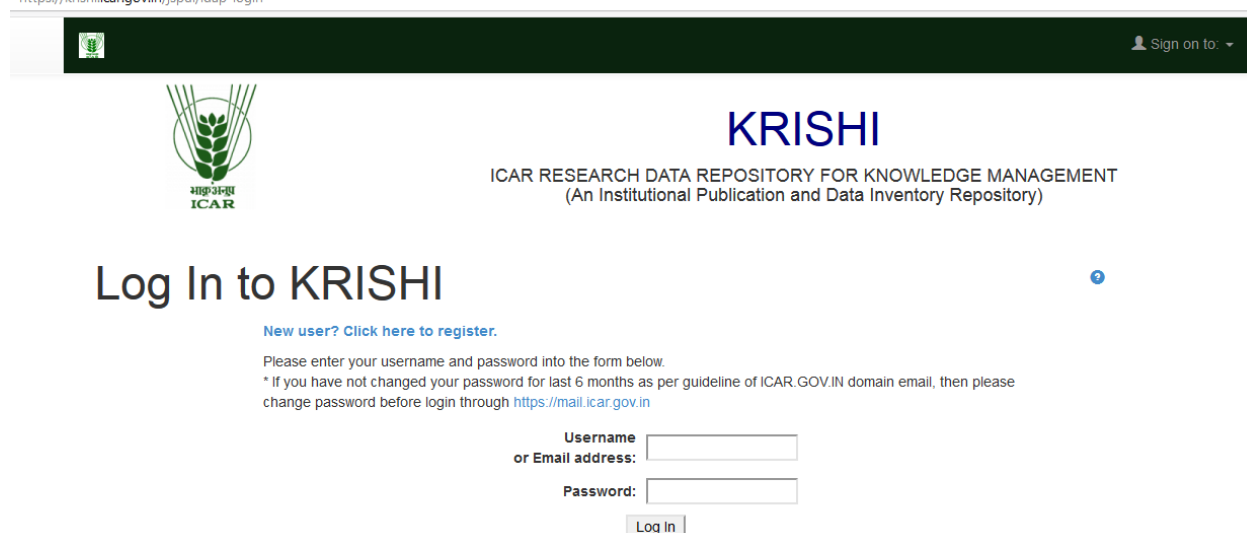
Sign onto: > My KRISHI > Enter KRISHI Username and Password >

and then click on


[Enter LDAP Netid and Password \(for Officer Incharge, Data Management and other users with icar.gov.in domain e-mail ID, with same credentials as that of E-mail ID\)](#)

And then enter ICAR email and actual email password

<https://krishi.icar.gov.in/jspui/ldap-login>



Sign on to: ▾



**KRISHI**

ICAR RESEARCH DATA REPOSITORY FOR KNOWLEDGE MANAGEMENT  
(An Institutional Publication and Data Inventory Repository)

## Log In to KRISHI

[New user? Click here to register.](#)

Please enter your username and password into the form below.  
\* If you have not changed your password for last 6 months as per guideline of ICAR.GOV.IN domain email, then please change password before login through <https://mail.icar.gov.in>

Username  
or Email address:

Password:

#### Note:


- For ICAR Email users no need to registration.
- If ICAR Email users are facing any problem then contact [krishi.support@icar.gov.in](mailto:krishi.support@icar.gov.in) with a copy to [rajender.parsad@icar.gov.in](mailto:rajender.parsad@icar.gov.in)
- If ICAR Email users are facing problem related to Authorization (i.e. not authorized in right institute related to user then contact to support.it@icar.gov.in email with copy to [krishi.support@icar.gov.in](mailto:krishi.support@icar.gov.in) and [rajender.parsad@icar.gov.in](mailto:rajender.parsad@icar.gov.in).)

## Second Part: Steps for New User Registration

Go to

1. Sign onto: > My KRISHI > Enter KRISHI Username and Password >New user? Click here to register. Alternatively go to URL <https://krishi.icar.gov.in/jspui/register> and open form for “User Registration”. Following page opens up

Home Browse Help Search KRISHI Sign on to: ▾

 **KRISHI**  
ICAR RESEARCH DATA REPOSITORY FOR KNOWLEDGE MANAGEMENT  
(An Institutional Publication and Data Inventory Repository)

**KRISHI**

## User Registration


If you do not already have a username you may register by just entering your e-mail address.

E-mail Address:

Register

If you or your department are interested in registering with KRISHI, please contact the KRISHI site administrators.  
[Leave a message for the KRISHI administrators.](#)

© 2016 All Rights Reserved ·  
Indian Council of Agricultural Research  
Krishi Bhavan, Dr. Rajendra Prasad Road, New Delhi-110 001. INDIA

Theme by  DSpace Software Copyright © 2002-2013 Duraspace - Feedback

2. On the registration screen, enter E-mail ID

**KRISHI**

## User Registration

If you do not already have a username you may register by just entering your e-mail address.

E-mail Address:

Register

If you or your department are interested in registering with KRISHI, please contact the KRISHI site administrators.  
[Leave a message for the KRISHI administrators.](#)

Click on Register , following message would be displayed

## Registration E-mail Sent

You have been sent an e-mail containing a special URL, or "token". When you visit this URL, you will need to fill out some simple information. After that, you'll be ready to log into KRISHI!

3. Now go to the E-mail given by you above (if E-mail is not in your Inbox, Check Junk/Spam Box...the mail will be from [krishi.support@icar.gov.in](mailto:krishi.support@icar.gov.in)).

To complete registration for a DSpace account, please click the link below:

<http://krishi.icar.gov.in/jspui/register?token=318b3c1fc33522655b7ddd6b6d452768>

If you need assistance with your account, please email [krishi.support@icar.gov.in](mailto:krishi.support@icar.gov.in) or call us at +91-11-25841564.

The ICAR-KRISHI Team

4. A click on the URL (as provided in E-mail), opens the following screen

## Registration Information

Please enter the following information. The fields marked with a \* are required.

First name\*:

Last name\*:

Contact telephone:

Language: English

Please choose a password and enter it into the box below, and confirm it by typing it again into the second box. It should be at least six characters long.

Password:

Again to Confirm:

5. Fill in details and click on Complete Registration. Following screen declares that you are a registered user now

KRISHI

## Registration Complete

Thank you Rajender,  
You're now registered to use the KRISHI system. You can subscribe to collections to receive e-mail updates about new items.

[Return to KRISHI Home](#)

© 2016 All Rights Reserved •  
Indian Council of Agricultural Research  
Krishi Bhavan, Dr. Rajendra Prasad Road, New Delhi-110 001. INDIA

Theme by  DSpace Software Copyright © 2002-2013 Duraspace - Feedback

6. Now you can register with User-Name as E-mail and Password as entered by you through Sign onto: > My KRISHI > Enter KRISHI Username and Password.

**Please Note:** At present you are only a registered user without any authorizations for submitting to the Repository. For getting authorizations, please send an E-mail to [krishi.support@icar.gov.in](mailto:krishi.support@icar.gov.in) with a copy to [rajender.parsad@icar.gov.in](mailto:rajender.parsad@icar.gov.in) for authorization for submission of data in a given sub-community related to your Institute (if registered E-mail ID is other than [icar.gov.in](mailto:icar.gov.in) domain, then send the request through the Nodal officer or Director of the concerned Institute). In case of transfer to other ICAR Institute, please request for change of sub-community. In case of superannuation or change of job outside ICAR, please do let us know for removing the authentications.