

For Official use only

**ANNUAL GROUP MEETING**

**ICAR-ALL INDIA CO-ORDINATED RESEARCH  
PROJECT ON COTTON  
(AICRP- on Cotton)**

**COTTON TECHNOLOGICAL REPORT**

**(2015 -2016)**

**Date: April 7 to 9, 2016**

**Venue: Navsari Agricultural  
University, Surat**



**ICAR-CENTRAL INSTITUTE FOR RESEARCH  
ON COTTON TECHNOLOGY  
(Indian Council of Agricultural Research)  
ADENWALA ROAD, MATUNGA, MUMBAI - 400019**

Citation: **ICAR-AICRP on Cotton Technological Report (2015-16)**  
**ICAR-CIRCOT, Mumbai - 400019**

Published by: **Dr. P G Patil**  
Director, ICAR-CIRCOT, Mumbai

Edited by: **Dr. P K Mandhyan**, Sr. Scientist, PI- ICAR-AICRP on Cotton

Compiled by: Dr. P K Mandhyan, Sr. Scientist  
Dr. S K Dey, Sr. Scientist  
Mr. G T V Prabhu, Scientist

**Note:** No part of this Data/Report shall be used without prior permission from Director, ICAR-CIRCOT

Address: **ICAR-Central Institute for Research on Cotton Technology**  
**(Indian Council of Agricultural Research)**  
**Adenwala Road, Matunga, Mumbai - 400019**

---

**Tel.No.022-24127273/76, 24184274/75 Fax No.022-24130835**

---

**E-mail: [director.circot@icar.gov.in](mailto:director.circot@icar.gov.in) Website: [www.circot.res.in](http://www.circot.res.in)**

---

**Telefax: 022-24157239 Nearest Railway Station: Dadar**

---



# Contents

|  |    |
|--|----|
| Quality Analysis of ICAR-AICRP on Cotton samples .....                           | 1  |
| HVI and ICC Mode Comparison.....   | 2  |
| The Quality Norms in HVI mode of testing .....                                   | 4  |
| Highest Spinnability Count Index .....   | 4  |
| Abbreviations .....  | 5  |
| Research highlights .....  | 6  |
| National Trials .....  | 6  |
| National Trial in Nutshell: .....  | 8  |
| North Zone trials .....  | 9  |
| North Zone Trials in Nutshell .....  | 10 |
| Central Zone trials.....   | 11 |
| Central Zone Trials in Nutshell .....  | 12 |
| South Zone trials .....  | 14 |
| South Zone Trials in Nutshell .....  | 15 |
| Full spinning of samples.....  | 16 |
| National Trials .....  | 19 |
| Br02a–Initial Evaluation Trial – G. Hirsutum (Irrigated) .....                   | 19 |
| Bro2b –IET – G.hirsutum (Rainfed) .....  | 32 |
| Br.05a-PHT-Intra hirsutum-Hybrid.....  | 37 |
| Bro5 b PHT – Intra hirsutum – Hybrid.....  | 47 |
| Br. 06a – IET of Compact genotypes under irrigated conditions .....              | 50 |
| Br 06 b – Initial Evaluation of Compact Genotypes under rainfed conditions ..... | 55 |
| Br 12 a. IET of G. barbadense.....   | 58 |
| Br.15a-PHT-Interspecific Hybrid (hirsutum x barbadense) .....                    | 59 |
| Br. 22 a/b IET of G. arboreum .....  | 61 |
| Br-25a/b PHT of Desi Hybrid .....  | 70 |
| Br.32b IET of G. herbaceum .....   | 73 |
| North Zone Trials .....  | 75 |
| Br-03a PVT G. Hirsutum (Irrigated).....  | 75 |
| Br-05a Co-ordinated Hybrid Trials .....  | 77 |
| Br 06 a PVT Compact Genotypes .....  | 78 |
| Br 24a CVT G. arboreum .....   | 79 |
| Central Zone Trials .....  | 81 |

|  |     |
|--|-----|
| Br-03 a PVT G. Hirsutum (Irrigated) .....                            | 81  |
| Br-04 a CVT G. Hirsutum (Irrigated) .....                            | 82  |
| Br-05a CHT Intra Hirsutum- Hybrid.....                               | 83  |
| Br-06 a PVT Compact Genotypes .....                                  | 85  |
| Br-13a PVT G. Barbadosense .....                                     | 86  |
| Br-14a CVT G. Barbadosense .....                                     | 86  |
| Br-15a Co-ordinated Hybrid Trial.....                                | 87  |
| Br-03b Preliminary Varietal Trial.....                               | 88  |
| Br- 04b CVT G. Hirsutum .....  | 89  |
| Br-05 b Coordinated Hybrid Trial .....                               | 90  |
| Br-06b PVT Compact Genotypes.....                                    | 91  |
| Br-24b CVT G. Arboreum .....   | 92  |
| Br-25b PHT .....   | 93  |
| South Zone .....   | 94  |
| Br-03a PVT G. Hirsutum (Irrigated) .....                             | 94  |
| Br-04a CVT G. Hirsutum (Irrigated).....                              | 95  |
| Br-05a CHT Intra hirsutum-Hybrid .....                               | 96  |
| Br-06a –PVT Compact Genotypes (Rainfed) .....                        | 97  |
| Br-13a – Preliminary Varietal Trial G. barbadosense.....             | 98  |
| Br-14a – Coordinated Varietal Trial G. barbadosense .....            | 99  |
| Br-15a – Coordinated Hybrid Trial .....                              | 99  |
| Br03b – Preliminary Varietal Trial.....                              | 100 |
| Br04b CVT G. Hirsutum .....  | 101 |
| Br05b – Coordinated Hybrid Trial .....                               | 102 |
| Br06b – Preliminary Varietal Trial Compact Genotypes .....           | 103 |
| Br24b – Coordinated Varietal Trial G. arboretum.....                 | 104 |
| Annexure I: Technical programme of ICAR-AICRP on Cotton trials ..... | 105 |
| Standard Cottons: .....  | 126 |
| Annexure II: Fibre and Yarn Quality Norms .....                      | 129 |

## Quality Analysis of ICAR-AICRP on Cotton samples

The Indian Council of Agricultural Research (ICAR) launched the All India Coordinated Cotton Improvement Project (AICCIP) in the year 1967 with its Headquarters at Coimbatore (Tamil Nadu). Since then the cotton has moved a great deal from varieties to genetically modified cotton cultivars. Presently the future of genetically modified cotton is being discussed widely in the country along with the change in the weather pattern. Therefore, the importance of the project has received a thrust in terms of multi-disciplinary and multi-centre approaches with the active involvement of State Agricultural Universities across cotton growing states for the development of better varieties suiting to different agro climatic conditions. Currently, the AICCIP Project, now All India Co-ordinated Research Project on Cotton (ICAR-AICRP on Cotton) is in operation with its headquarters at Coimbatore and spread over 21 participating centres involving 16 State Agricultural Universities. The ICAR-Central Institute for Research on Cotton Technology (ICAR-CIRCOT), Mumbai and its Regional units at Nagpur, Coimbatore, Sirsa, Guntur, Dharwad and Surat are closely associated with ICAR-AICRP on Cotton in assessing the fibre quality parameters of cotton cultures under trial.

The target set for the textile and clothing exports is \$47.5 billion for 2015-16 by the government of India. The segment currently has a 5.1% share in India's export basket. Almost 97 % of cotton lint produced is mechanically processed in value chain of the commodity. The efficient mechanical processing of cotton lint depends on proper management during and after harvest of various highly variable fiber properties that not only effect the manufacturing efficiency but also quality of end product. The introduction of high speed measurement of cotton fiber quality has strengthened the link between cotton prices and attributes on world markets. The market transactions have shifted from variety based to fibre attributes and location base. Presently a great emphasis is on the end product specific and specifically engineered cotton variety.

ICAR-CIRCOT undertakes the fibre and yarn quality assessment of ICAR-AICRP on Cotton samples and presents in the Annual Technological Report. This Annual Technological Report contains the quality parameter data generated on the cotton samples received from the cotton breeders throughout the country at ICAR-CIRCOT HQ Mumbai and its regional

units at Sirsa, Surat, Nagpur, Coimbatore, Dharwad and Guntur. The cotton samples of the breeders pertain to the ICAR-AICRP on Cotton Zonal Trials (North Zone, Central Zone and South Zone) and National Trials. In all, the technological data on 3755 samples have been reported of which 2644 samples belong to National trials while 1058 cotton samples correspond to Zonal Trials. Out of the zonal trials, 210 cotton samples belong to North zone, 466 cotton samples belong to Central zone and 382 belong to South zone. Under Agronomy trial 53 samples were received. The fibre quality data of 3702 cotton samples and yarn quality data of 53 samples are presented in this report. The quality parameters of all cotton fiber samples were measured by using the High Volume Instrument operated in the HVI Mode.

### HVI and ICC Mode Comparison

This season onwards the testing of all the lint samples under the AICRP-on Cotton are to be carried out in HVI mode of testing. This has brought the fibre attributes data at par with international method of testing. While most institutions in India use either International Calibration Cotton (ICC) or HVI tenacity, many foreign cottons, especially those from the US and Australia, are labeled with only HVI tenacity values which are much higher. Cotton exporters in India are also familiar with HVI mode of testing as they have to submit HVI mode values to get their produce sold in international markets. In international markets, the transaction occur mainly using HVI mode fibre properties. The comparisons with foreign cottons have led to the misnomer that Indian cottons are weaker compared to their foreign counterparts in a given category.

The range of fibre attributes of US upland cotton (*hirsutum*), as reported, is given below for comparison purpose which is tested on HVI mode of testing.

Average Length: 28-29 mm; Average mic: 4.4-4.5; Average Strength (HVI mode): 30.0-30.5 g/tex and Average UI: 81-81.5

The Pima (ELS) belongs to *barbadense* species. The difference between Pima and Upland cotton is in length, fineness and strength and a considerably high uniformity of fibres of former.

In order to get acquainted with the different parameters obtained in HVI mode following explanation is given. The comparison between ICC and HVI mode parameters are also explained.

**Fibre length:** The 2.5 per cent span length (ICC mode) is the distance up to which 2.5 per cent of the fibres caught in the sample holding comb are found to extend. On the other hand, Upper Half Mean Length (UHML), obtained in HVI mode, is the average length by number of the longer half (50 per cent) of the fibres distributed by weight. Though different by definition, the two length measures are nearly equal. Hence, there is no difficulty in switching over from the old set of parameters to the new.

**Fibre length variation:** The length variability index in the ICC mode is the uniformity ratio of span length at 50 per cent and 2.5 per cent density levels.

$$\text{UR \%} = (L_{50} / L_{2.5}) \times 100$$

The UR per cent for all varieties of cotton lies in the 40-54 range.

The uniformity index (UI) determined in the HVI mode is the ratio of the mean length and the UHML:

$$\text{UI} = (\text{Mean length}/\text{UHML}) \times 100$$

As mean length is very close to, though smaller than, UHML, the ratio is much larger than the UR per cent. Generally, the UI per cent is in the 70-98 range, the theoretical limit being 100 when the fibres are all of constant length.

**Tenacity:** The fibre tenacity in the ICC mode is available at the Stelo level. These are adjusted to agree with the tenacity obtained with conventional mechanical machines known as the Stelometer. In the HVI mode, the tenacity given by the machine is much higher than the measures obtained in the ICC mode. The HVI tenacity is about 25-30 per cent higher than the tenacity obtained in the ICC mode.

A relationship between ICC & HVI Modes of testing is given below in the form of a regression equation is given. ***It is cautioned that one should not use the equations/thumb rule as an alternate to actual testing.***



| ICC Mode   | HVI mode                      | Conversion (ICAR-CIRCOT)                 | Thumb rule                              |
|--|-------------------------------|--|---|
| <b>2.5% Span Length (SL)</b>   | Upper Half Mean Length (UHML) | $UHML=0.98 \times 2.5 \text{ SL}+0.1827$ | <b>2.5% SL is equal to UHML</b>         |
| <b>Uniformity Ratio (UR)</b>   | Uniformity Index (UI)         | $UI\% = -0.1841 \times UR\% + 91.17$     | <b>UI is 1.8 times UR</b>               |
| <b>Tenacity (g/tex)<br/>T(ICC)</b>   | Tenacity (g/tex)<br>T(HVI)    | $T(HVI) = 1.0395 \times T(ICC) + 4.967$  | <b>T (HVI) is 1.25 times of T (ICC)</b> |
| <b>Note: Other fibre properties like micronaire, elongation and short fibre index remain the same in both the modes of HVI testing</b> |                               |  |   |

### The Quality Norms in HVI mode of testing

As explained above the 2.5 % Span Length and UHML are almost same by number, therefore, there will not be any issue in shifting from ICC mode to HVI mode and need in change in norms, therefore, does not arise. The classification on the basis of micronaire value also remains same since the principal of measurement under both the modes are identical. However, the measurement of fibre distribution is different in both the methods; therefore, classification on the basis of fibre distribution has to be looked into. Though a correlation has been worked out between ICC mode strength and HVI mode strength values, a thorough analysis is required to arrive at classification based on the strength of the fibres. The revised norms will be introduced from next season taking into account the latest data of AICRP- on cotton so as to present a realistic scenario.

### Highest Spinnability Count Index

The commercial value of a cotton variety is related to its spinning performance, which, in turn, is dependent on the yarn count that can be spun from the given cotton and the yarn quality obtained for that count. The quality of any yarn spun from cotton depends on its fibre quality, particularly length, strength, fineness, uniformity ratio, short fibre content and breaking elongation. The prediction of yarn quality and spinnability of a particular cotton is necessary for a better product design. Presently, the test for yarn quality is done by processing a small quantity of a cotton sample to a particular count and ascertaining the quality of yarn so produced. As Initial Evaluation Trials are having very small sample size, it is not possible to spin the cotton by mechanical processing to decide its spinning potential.

An integrated index called highest standard cotton (HSC) was developed by ICAR-CIRCOT long back and it was mainly for used comparing cottons after actual spinning of cottons into 2 to 3 counts. HSC is the finest count of yarn that can be spun economically with a standard

optimum twist and has a certain standard lea CSP. The counts that are spun higher than HSC will have less CSP and counts that are spun lower than HSC will have more CSP than the standard. Thus, the HSC of cotton is a single integrated index, which provides an easy way for comparing the quality of cottons. Measurement of HSC involves the spinning of under-spun and over-spun counts using a full spinning test and calculating HSC from their CSP values. This is a time consuming as well as labour and machine intensive process apart from requiring minimum sample size of 6.0 kg. To overcome these problems, ICAR-CIRCOT has developed regression equations and Artificial Neural Networks models for predicting HSC from fibre properties and validated by comparing with actual values. HSC being an integrated index reflecting the spinnability of cotton is more suitable index to compare cottons than FQI. These developed models will also be useful in situations where there is a shortage of time to process cottons and to spin two counts.

#### Abbreviations

| Abbreviation | Description  |
|--------------|--|
| Mic          | Micronaire (micrograms/inch)                           |
| Str          | Bundle tenacity in grams/tex                           |
| E%           | Bundle elongation in %                                 |
| HSC          | Highest Standard Count Index                           |
| Mean HSC     | Mean of HSC of different locations of particular entry |
| Count1       | Under spun count in English count (Ne)                 |
| CSP1         | Corrected count strength product of under spun count   |
| Count2       | Over spun count in English count (Ne)                  |
| CSP2         | Corrected count strength product of over spun count    |
| UHML         | Upper Half Mean length in mm (HVI mode)                |
| Tenacity     | Bundle tenacity in grams/tex (HVI mode)                |
| UI           | Uniformity Index (HVI mode)                            |

## Research highlights

### **National Trials**

- ❖ In the initial evaluation trial of *G. hirsutum* under irrigated condition, the overall range of fibre length is 20.4 to 35.6 mm and tenacity 20.7 to 40.9 g/tex, across the different entries and locations. The entry CCH15-1 was the best performer amongst all in terms of fibre quality. The entry recorded an average UHML 30.5 mm across the different stations with average tenacity of 33.8 g/tex.
- ❖ Under rainfed situations, in the initial evaluation trial of *G. hirsutum*, the overall range of fibre length is 22.7 to 33.7 mm and tenacity 21.3 to 37.1 g/tex, across the different entries and locations. The entry CCH 15-4 performed best amongst all the entries. The entry recorded an average UHML 30.8 mm across the different stations with average tenacity of 30.6 g/tex.
- ❖ RHH 1215 (31.2 mm; 30.1 g/tex), RAHH 671 (31.4 mm; 29.9 g/tex) and Ankur 4252 (31.4 mm; 29.3 g/tex) have the maximum fibre quality in the Preliminary Hybrid trials of Intra *hirsutum* hybrids (Br05a). The overall range of fibre length in this trial is 22.7 to 33.7 mm and tenacity 21.3 to 37.1 g/tex, across the different entries and locations.
- ❖ BGDHH 697 (30.6 mm; 30.4 g/tex) has the maximum fibre quality in the Preliminary Hybrid trials of Intra *hirsutum* hybrids (Br05b). The overall range of fibre length in this trial is 23.2 to 34.4 mm and tenacity 21.3 to 38.1 g/tex, across the different entries and locations.
- ❖ In case of compact genotypes trial under irrigated conditions (Br06a), the overall range of fibre length in this trial is 22.0 to 33.1 mm and tenacity 22.5 to 36.2 g/tex, across the different entries and locations. The entries RAHC 1017 (30.7 mm; 30.4 g/tex) and CCH 15-5 (30.6 mm; 31.6 g/tex) performed well compared to other entries from quality point of view.
- ❖ In the trial IET compact genotypes under rain fed conditions (Br06b), the overall range of fibre length in this trial is 22.4 to 33.8 mm and tenacity 21.8 to 33.8 g/tex, across the different entries and locations. The entry RAHC 1017 (30.1 mm; 29.1 g/tex) performed well compared to other entries from quality point of view.

- ❖ The IET of *G. barbadense* has 6 entries and overall range of fibre length in this trial is 33.0 to 41.2 mm with 33.8 to 45.6 g/tex strength. The entry CCB-11a performed best amongst all with average UHML of 37.9 mm and 40.6 g/tex strength.
- ❖ The PHT inter specific- Hybrid (hir x barb) has 10 entries and overall range of fibre length in this trial is 32.5 to 41.6 mm with 25.3 to 44.8 g/tex strength. The entry DHB-1502 performed best amongst all with average UHML of 38.1 mm and 37.8 g/tex strength.
- ❖ Among the *G. arboreum* cultures (Br22a/b), the overall range of fibre length in this trial is 17.9 to 31.7 mm and tenacity 17.9 to 35.6 g/tex, across the different entries and locations. The entry PA-812 (30.0 mm; 30.3 g/tex) performed best amongst all the entries. Apart from spinnability of the entries it is noted that RG 784 is having average micronaire value 6.6, therefore it may be suitable for utilisation as absorbent cotton.
- ❖ AKDH 101 is the best performing desi hybrids (PHT Br25a/b) from the quality point of view in comparison of other entries. The overall range of fibre attributes in this trial is UHML- 18.3 - 27.5 mm and Strength 20.9 -29.6 g/tex. The entries Swadeshi 9 and NACH-436 have micronaire values 6.7 and 6.8 respectively which may be suitable for utilisation as absorbent cotton.
- ❖ GShv-280/11 is the best performing entry in *G. herbaceum* IET (Br32b). The overall range of fibre attributes in this trial is UHML- 20.3 to 26.7 mm and Strength 23.1 - 28.9 g/tex.

## National Trial in Nutshell:

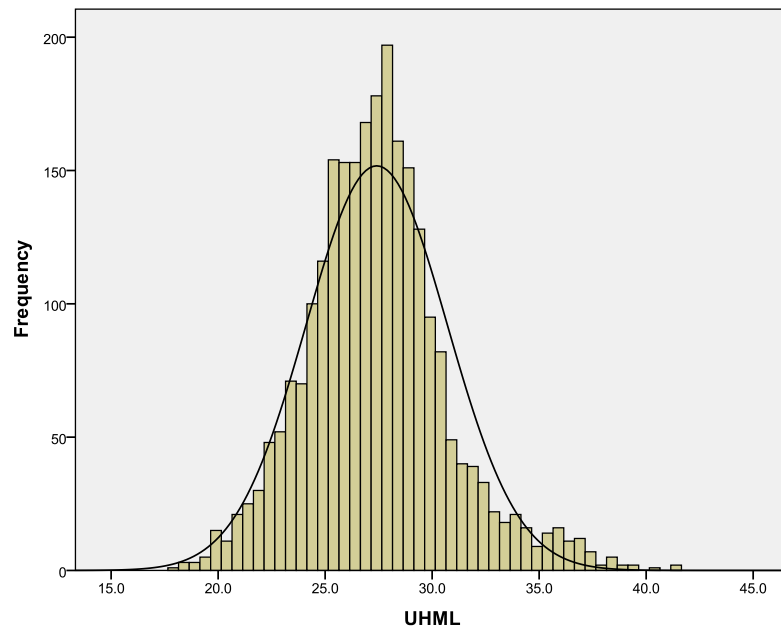


Fig. 1 (a)

In Fig. 1(a) the frequency distribution diagram of UHML of all the entries in different trials are plotted and a normal curve is drawn, it is seen from the figure that most of samples have UHML between 25-30 mm. There are very few samples on either side of the curve. In case of UHML it is required that curve should be as flat as possible so as to have the raw material from all classes of UHML to cater the wide requirement of the industry.

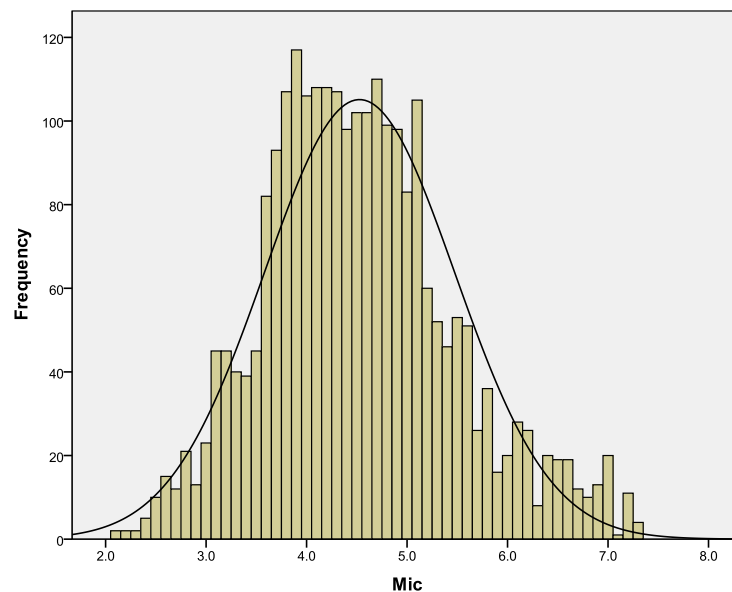


Fig. 1 (b)

In Fig. 1(b) the frequency distribution diagram of Micronaire of all the entries in different trials are plotted and a normal curve is drawn, it is seen from the figure that curve is somewhat flatter with most of samples are in the range of 3.8-5.2. It is also observed that there is a shift towards the coarser side of the curve i.e. more numbers of samples are coarser. In case of Mic it is required that curve should be as sharp as possible with peak in fine region so as to have the finer material.

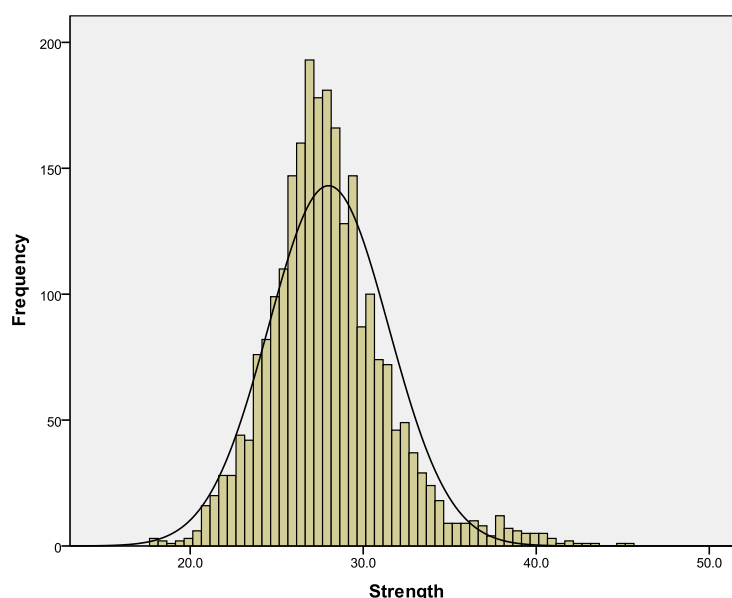


Fig. 1 (c)

In Fig. 1(c) the frequency distribution diagram of Tenacity (g/tex) of all the entries in different trials are plotted and a normal curve is drawn, it is seen from the figure that most of samples have strength between 25-29 g/tex. There are very few samples on right side of the curve. In case of strength, it is required that curve should be as sharp as possible and towards right side so as to have the material of good strength.

### North Zone trials

- ❖ In the Br-03a trial, CSH-3232 is the best performing entry. The overall range of fibre attributes in this trial is UHML- 21.9-28.8 mm and Strength 23.5-31.3 g/tex.
- ❖ In the Br-05a trial, 25D11 is the best performing entry. The overall range of fibre attributes in this trial is UHML- 22.5-29.8 mm and Strength 24.0-31.1 g/tex.
- ❖ In the Br-06a trial, H-1465 is the best performing entry. The overall range of fibre attributes in this trial is UHML- 24.0-27.7 mm and Strength 24.9-29.1 g/tex.
- ❖ In the Br-24a trial, HD 514 is the best performing entry. The overall range of fibre attributes in this trial is UHML- 18.7-21.9 mm and Strength 21.3-23.5 g/tex.

## North Zone Trials in Nutshell

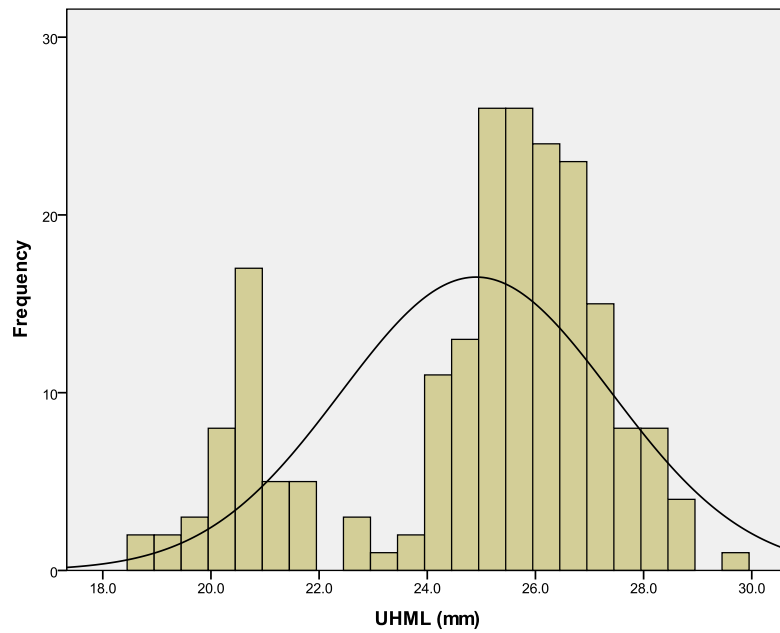


Fig. 2(a)

In Fig. 2(a) the frequency distribution diagram of UHML of all the entries in different trials taken up in North Zone are plotted and a normal curve is drawn, it is seen from the figure that curve is very much flat which depicts the wide range of UHML between 24.5-27.0 mm. There are quite a few samples in range of 20 – 22 mm also.

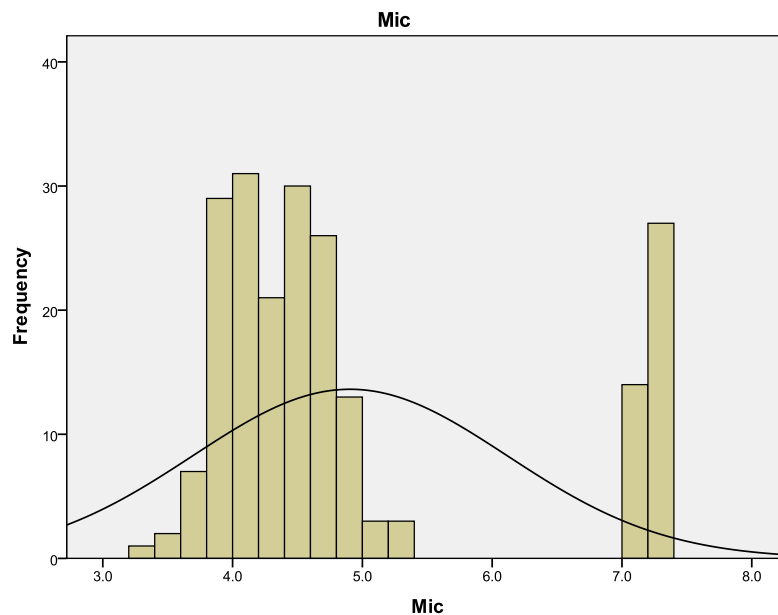


Fig. 2(b)

In Fig. 2(b) the frequency distribution diagram of Micronaire of all the entries in different trials taken up in North Zone are plotted and a normal curve is drawn, it is seen from the

figure that curve is flat with most of samples are in the range of 3.8-5.0. It is also observed that there are some samples having micronaire value 7.0 or more which are expected from the trials taken up in the zone.

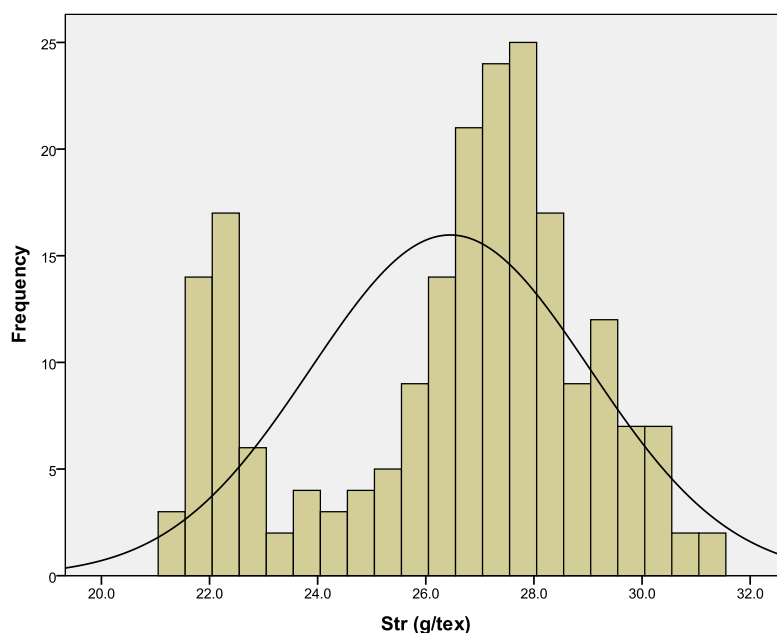


Fig. 2(c)

In Fig. 2(c) the frequency distribution diagram of Tenacity (g/tex) of all the entries in different trials are plotted and a normal curve is drawn, it is seen from the figure that the histogram is very widely spread having range of values 22-31 g /tex with the central value around 28.0 g/tex.

### Central Zone trials

- ❖ In the Br-03a trial, CCH 14-1 is the best performing entry. The overall range of fibre attributes in this trial is UHML- 23.2-33.8 mm and Strength 25.2-35.7 g/tex.
- ❖ In the Br-04a trial, BGDS 1063 is the best performing entry. The overall range of fibre attributes in this trial is UHML- 23.4-33.6 mm and Strength 23.5-34.1 g/tex.
- ❖ In the Br-05a trial, NCS 5657 is the best performing entry. The overall range of fibre attributes in this trial is UHML- 24.8-32.9 mm and Strength 24.0-35.6 g/tex.
- ❖ In the Br-06a trial, RAHC 1011 is the best performing entry. The overall range of fibre attributes in this trial is UHML- 24.4-34.4 mm and Strength 25.1-34.1 g/tex.
- ❖ In the Br-13a trial, CCB 29 is the best performing entry. The overall range of fibre attributes in this trial is UHML- 32.1-37.3 mm and Strength 33.1-39.3 g/tex.



- ❖ In the Br-14a trial, ARBB-1302 and Zonal Check performed well. The overall range of fibre attributes in this trial is UHML- 29.0-37.7 mm and Strength 30.5-40.7g/tex.
- ❖ In the Br-15a trial, RHB 1014 is the best performing entry. The overall range of fibre attributes in this trial is UHML- 29.1-36.8 mm and Strength 24.9-37.1 g/tex.
- ❖ In the Br-03b trial, Quality Check Suraj is the best performing entry. The overall range of fibre attributes in this trial is UHML- 22.8-36.8 mm and Strength 21.3-33.3 g/tex.
- ❖ In the Br-04b trial, Quality Check Suraj is the best performing entry. The overall range of fibre attributes in this trial is UHML- 22.7-32.5 mm and Strength 21.2-35.1 g/tex.
- ❖ In the Br-05b trial, ARBHH 1452 is the best performing entry. The overall range of fibre attributes in this trial is UHML- 24.3-31.4 mm and Strength 21.4-32.4 g/tex.
- ❖ In the Br-06b trial, AKH 13-51 is the best performing entry. The overall range of fibre attributes in this trial is UHML- 23.7-28.6 mm and Strength 24.0-30.5 g/tex.
- ❖ In the Br-24b trial, PA 785 is the best performing entry. The overall range of fibre attributes in this trial is UHML- 20.6-30.4 mm and Strength 21.7-31.7 g/tex.
- ❖ In the Br-25b trial, AKDH-96 is the best performing entry. The overall range of fibre attributes in this trial is UHML- 19.5-27.9 mm and Strength 22.1-33.2 g/tex.

### Central Zone Trials in Nutshell

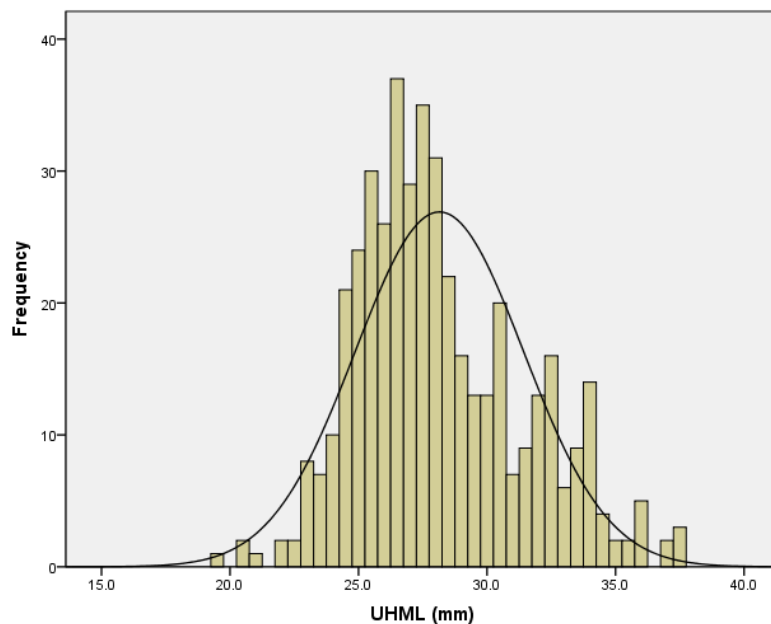


Fig. 3(a)

In Fig. 3(a) the frequency distribution diagram of UHML of all the entries in different trials taken up in Central Zone are plotted and a normal curve is drawn, it is seen from the figure that most of samples have UHML between 24.5-27.0 mm. However mean value is shifted towards right side of the curve, indicating the presence of samples with higher UHML values up to 37.0 mm

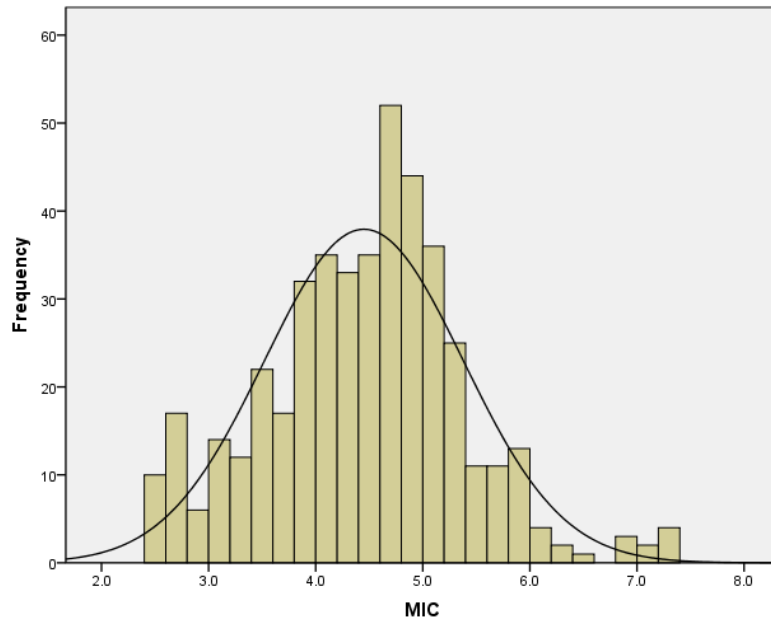


Fig. 3(b)

In Fig. 3(b) the frequency distribution diagram of Micronaire of all the entries in different trials taken up in Central Zone are plotted and a normal curve is drawn, it is seen from the figure that curve is somewhat flatter with most of samples are in the range of 3.8-5.2. It is also observed that most of the samples are little coarser in the range of 4.9-5.2.

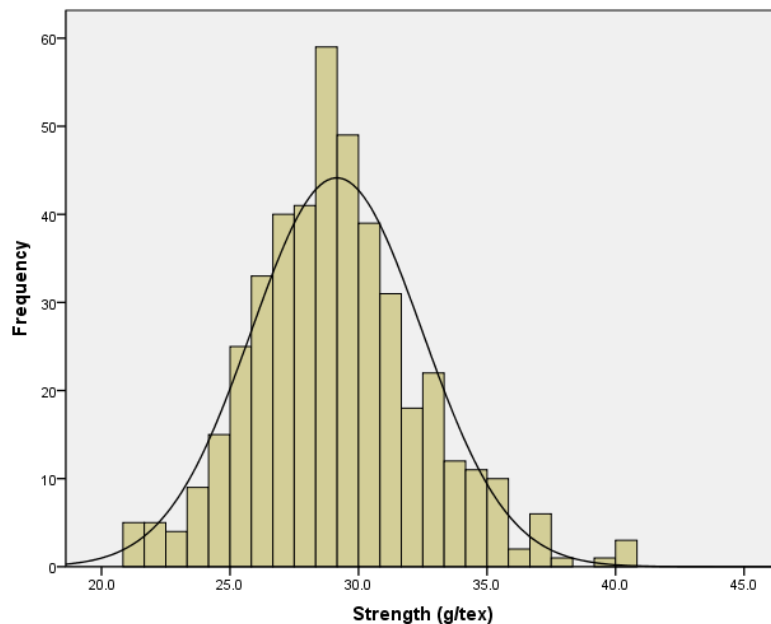


Fig. 3(c)

In Fig. 3(c) the frequency distribution diagram of Tenacity (g/tex) of all the entries in different trials are plotted and a normal curve is drawn, it is seen from the figure that the histogram is moderately spread having range of values 28-32 g /tex with the central value around 29.0 g/tex.

### **South Zone trials**

- ❖ In the Br-03a trial, CCH 14-1 is the best performing entry. The overall range of fibre attributes in this trial is UHML- 25.7-32.7 mm and Strength 27.2-35.4 g/tex.
- ❖ In the Br-04a trial, Zonal Check Suraj is the best performing entry. The overall range of fibre attributes in this trial is UHML- 26.2-31.1 mm and Strength 25.7-34.6 g/tex.
- ❖ LAHH 25 was the best performer in Br-05a trials. The overall range of fibre attributes in this trial is UHML- 26.5-34.9 mm and Strength 26.6-35.8 g/tex.
- ❖ In the Br-06a trials local check's performance was best. The overall range of fibre attributes in this trial is UHML- 24.4-31.4 mm and Strength 24.9-34.7 g/tex.
- ❖ In the Br-13a trial, DB 1401 and DB 1402 entries performed well. The overall range of fibre attributes in this trial is UHML- 32.0-37.6 mm and Strength 34.5-42.6 g/tex.
- ❖ In the Br-14a trial, Zonal Check Suvin is the best performing entry. The overall range of fibre attributes in this trial is UHML- 30.6-37.6 mm and Strength 33.9-42.9 g/tex.
- ❖ In the Br-15a trial, RHB 1123 and RHB 1014 entries performed well. The overall range of fibre attributes in this trial is UHML- 29.1-36.7 mm and Strength 30.8-40.7 g/tex.
- ❖ In the Br-03b trial, Quality Check Suraj is the best performing entry. The overall range of fibre attributes in this trial is UHML- 24.0-32.5 mm and Strength 25.4-34.2 g/tex.
- ❖ In the Br-04b trial, Quality Check Suraj is the best performing entry. The overall range of fibre attributes in this trial is UHML- 24.7-32.0 mm and Strength 22.6-34.9 g/tex.
- ❖ In the Br-05b trial, ARBHH 1452 is the best performing entry. The overall range of fibre attributes in this trial is UHML- 25.3-32.9 mm and Strength 25.2-34.7 g/tex.
- ❖ In the Br-06b trial, SCS 1206 is the best performing entry. The overall range of fibre attributes in this trial is UHML- 23.1-32.6 mm and Strength 21.8-35.8 g/tex.
- ❖ In the Br-24b trial, PA 740 is the best performing entry. The overall range of fibre attributes in this trial is UHML- 24.9-29.6 mm and Strength 25.7-33.3 g/tex.

## South Zone Trials in Nutshell

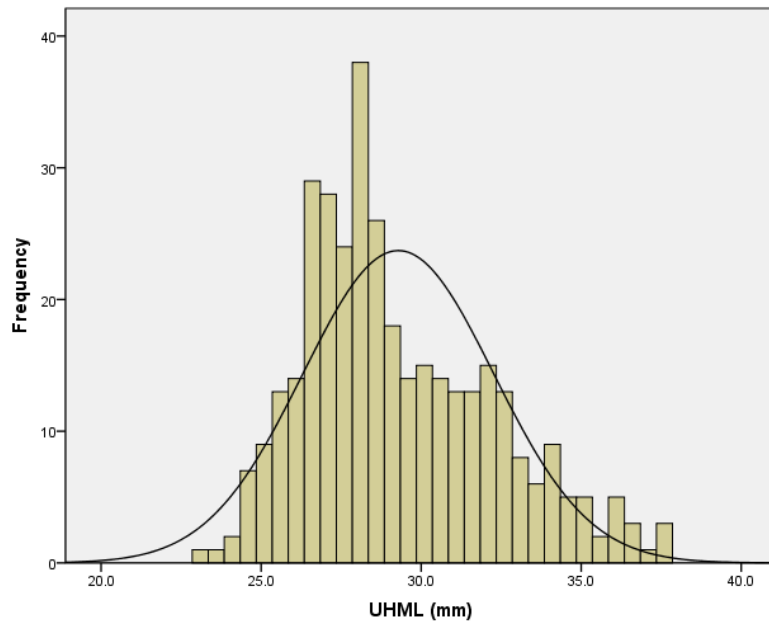


Fig. 4(a)

In Fig. 4(a) the frequency distribution diagram of UHML of all the entries in different trials taken up in South Zone are plotted and a normal curve is drawn, it is seen from the figure that concentration of samples is below 30.0 UHML regions.

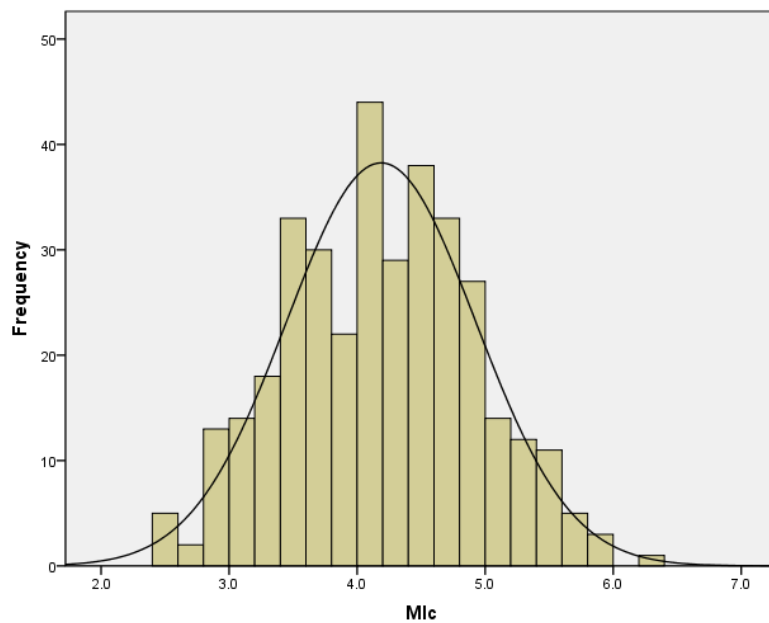


Fig. 4(b)

In Fig. 4(b) the frequency distribution diagram of Micronaire of all the entries in different trials taken up in Central Zone are plotted and a normal curve is drawn, it is seen from the figure that scatter of mic is higher with most of samples are in the range of 3.2-5.2.

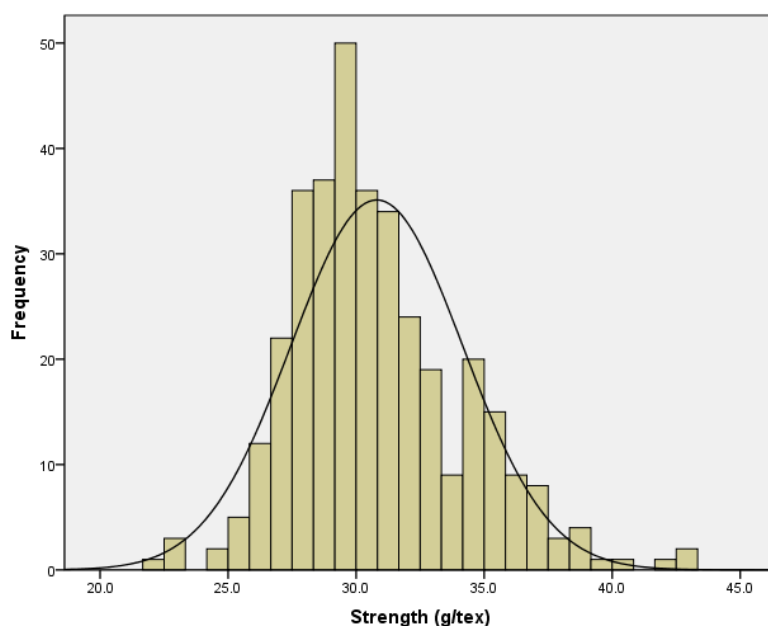


Fig. 4(c)

In Fig. 4(c) the frequency distribution diagram of Tenacity (g/tex) of all the entries in different trials are plotted and a normal curve is drawn, it is seen from the figure that the histogram is moderately spread having range of values 28-34 g /tex with the central value around 31.0 g/tex.

### Full spinning of samples

Full scale spinning test evolved at the Institute is undertaken when a cotton sample is available in bulk quantity of at least 6.0 kg. In the full spinning test, the sample is normally spun to two or three counts as required and sufficient quantity of yarn is available for carrying out tests for yarn strength, irregularity and appearance. The full spinning test is carried out using normal processing methods as adopted in the mills. The flow chart of full spinning is given in Fig. 1.

| Agronomy Trials North Zone (Irrigated) - Full Spinning Results |            |          |          |           |    |     |             |     |                     |       |         |       |
|--|------------|----------|----------|-----------|----|-----|-------------|-----|---------------------|-------|---------|-------|
| Sr. No.  | Sample No. | Entry    | Location | UHML (mm) | UI | Mic | Str (g/tex) | E % | Count 1             | CSP 1 | Count 2 | CSP 2 |
| 1.   | 160395     | CSH 3075 | Bhatinda | 25.9      | 82 | 4.4 | 30.9        | 6.1 | Sample insufficient |       |         |       |
| 2.   | 160006     |          | Faridcot | 25.5      | 82 | 4.3 | 29.1        | 5.8 | 21.1                | 2426  | 31.4    | 2201  |
| 3.   | 160394     | F 2381   | Bhatinda | 25.6      | 81 | 4.3 | 29.3        | 5.8 | Sample insufficient |       |         |       |
| 4.   | 160005     |          | Faridcot | 26.0      | 83 | 4.4 | 29.0        | 5.8 | 21.1                | 2334  | 30.8    | 2076  |
| 5.   | 160392     | FHH 209  | Bhatinda | 25.4      | 79 | 4.6 | 26.9        | 5.6 | Sample insufficient |       |         |       |
| 6.   | 160003     |          | Faridcot | 23.8      | 82 | 4.3 | 26.2        | 5.6 | 20.2                | 2147  | 31.6    | 1871  |
| 7.   | 160824     |          | Hissar   | 22.3      | 79 | 3.7 | 23.2        | 4.9 | Sample insufficient |       |         |       |

| Agronomy Trials North Zone (Irrigated) - Full Spinning Results |            |         |          |           |    |     |             |     |                     |       |         |       |
|--|------------|---------|----------|-----------|----|-----|-------------|-----|---------------------|-------|---------|-------|
| Sr. No.  | Sample No. | Entry   | Location | UHML (mm) | UI | Mic | Str (g/tex) | E % | Count 1             | CSP 1 | Count 2 | CSP 2 |
| 8.   | 160393     | HSHH 31 | Bhatinda | 24.6      | 79 | 4.9 | 29.0        | 5.5 | Sample insufficient |       |         |       |
| 9.   | 160004     |         | Faridcot | 23.6      | 81 | 5.0 | 26.5        | 5.6 | 15.9                | 2196  | 20.4    | 1995  |
| 10.  | 160825     |         | Hissar   | 23.8      | 78 | 4.3 | 24.0        | 5.2 | Sample insufficient |       |         |       |

| Agronomy Trials Central Zone (Irrigated) - Full Spinning Results |            |          |          |           |    |     |             |     |                     |       |         |       |
|--|------------|----------|----------|-----------|----|-----|-------------|-----|---------------------|-------|---------|-------|
| Sr. No.  | Sample No. | Entry    | Location | UHML (mm) | UI | Mic | Str (g/tex) | E % | Count 1             | CSP 1 | Count 2 | CSP 2 |
| 1.   | 160374     | ARBC 19  | Rahuri   | 25.1      | 82 | 3.4 | 24.8        | 6.2 | 30.4                | 2039  | 41.0    | 1779  |
| 2.   | 160826     |          | Surat    | 25.8      | 79 | 3.5 | 24.8        | 6.3 | Stickiness observed |       |         |       |
| 3.   | 160375     | GBHV 180 | Akola    | 26.1      | 81 | 3.4 | 25.4        | 6.3 | 29.5                | 2409  | 40.7    | 2201  |
| 4.   | 160137     |          | Nanded   | 26.1      | 81 | 4.1 | 26.7        | 5.8 | 20.8                | 2242  | 30.1    | 2227  |
| 5.   | 160358     | GISV 267 | Rahuri   | 27.8      | 82 | 4.1 | 27.4        | 6.5 | 30.4                | 2152  | 41.1    | 2190  |
| 6.   | 160404     | RHB 0622 | Surat    | 23.7      | 80 | 3.3 | 24.3        | 6.1 | Stickiness observed |       |         |       |
| 7.   | 160356     | RHB 0708 | Rahuri   | 33.4      | 84 | 3.3 | 31.6        | 6.9 | 52.9                | 2501  | 65.6    | 2279  |
| 8.   | 160403     |          | Surat    | 32.1      | 83 | 3.3 | 33.1        | 6.4 | Stickiness observed |       |         |       |
| 9.   | 160355     | RHB 0812 | Rahuri   | 33.0      | 84 | 3.2 | 30.9        | 6.3 | 53.3                | 2515  | 62.1    | 2428  |
| 10.  | 160402     |          | Surat    | 32.2      | 82 | 3.1 | 32.3        | 6.1 | Stickiness observed |       |         |       |
| 11.  | 160354     | RHH 0622 | Rahuri   | 25.2      | 83 | 4.1 | 27.8        | 7.1 | 20.9                | 2361  | 29.8    | 2170  |
| 12.  | 160353     | RHH 0917 | Rahuri   | 29.9      | 82 | 3.6 | 28.8        | 6.7 | 30.8                | 2353  | 39.5    | 2295  |
| 13.  | 160401     |          | Surat    | 27.8      | 82 | 3.8 | 27.4        | 6.0 | Stickiness observed |       |         |       |
| 14.  | 160357     | SCS 1062 | Rahuri   | 27.4      | 82 | 3.7 | 28.6        | 6.4 | 30.7                | 2356  | 40.8    | 2025  |

| Agronomy Trials Central Zone (Rainfed) - Full Spinning Results |        |          |              |      |    |     |      |     |                     |      |      |      |
|--|--------|----------|--------------|------|----|-----|------|-----|---------------------|------|------|------|
| 15.  | 160378 | ARBC 64  | Akola        | 24.7 | 82 | 4.2 | 26.5 | 6.3 | Stickiness observed |      |      |      |
| 16.  | 160351 |          | Bhavanipatna | 27.4 | 84 | 4.8 | 28.5 | 5.8 | 30.5                | 2239 | 41.4 | 1976 |
| 17.  | 160141 |          | Nanded       | 27.6 | 84 | 4.2 | 29.1 | 5.8 | 30.7                | 2014 | 41.9 | 1932 |
| 18.  | 160377 | DHH 1251 | Akola        | 26.4 | 82 | 2.8 | 25.9 | 6.5 | 31.1                | 2179 | 42.2 | 1994 |
| 19.  | 160350 |          | Bhavanipatna | 32.7 | 87 | 4.7 | 31.4 | 6.0 | 40.6                | 2136 | 50.8 | 1845 |
| 20.  | 160001 |          | Nanded       | 27.4 | 83 | 4.0 | 29.1 | 5.8 | 30.1                | 2227 | 40.3 | 2132 |
| 21.  | 160376 | SCS 1062 | Akola        | 25.9 | 82 | 4.0 | 25.8 | 6.2 | 30.7                | 2278 | 41.2 | 2266 |
| 22.  | 160349 |          | Bhavanipatna | 31.4 | 85 | 4.4 | 32.2 | 5.9 | 49.8                | 2156 | 60.3 | 2095 |
| 23.  | 160002 |          | Nanded       | 28.4 | 84 | 3.9 | 30.7 | 5.8 | 38.6                | 2331 | 49.6 | 2282 |

| Agronomy Trials South Zone (Irrigated) - Full Spinning Results |            |           |                |           |    |     |             |     |                     |       |         |       |
|--|------------|-----------|----------------|-----------|----|-----|-------------|-----|---------------------|-------|---------|-------|
| Sr. No.  | Sample No. | Entry     | Location       | UHML (mm) | UI | Mic | Str (g/tex) | E % | Count 1             | CSP 1 | Count 2 | CSP 2 |
| 1.   | 160352     | BGDS 1063 | Guntur         | 30.5      | 85 | 3.9 | 33.7        | 5.9 | 39.7                | 2375  | 51.2    | 2207  |
| 2.   | 160399     |           | Raichur        | 28.3      | 83 | 3.4 | 29.0        | 6.0 | 31.1                | 2229  | 40.4    | 2051  |
| 3.   | 160928     |           | Coimbatore     | 27.6      | 83 | 4.3 | 30.0        | 5.9 | Sample insufficient |       |         |       |
| 4.   | 160923     |           | Chamarajanagar | 28.5      | 85 | 4.0 | 31.2        | 5.9 | Sample insufficient |       |         |       |
| 5.   | 160139     | DB 39     | Dharwad        | 36.3      | 87 | 3.7 | 41.2        | 6.3 | 80.3                | 2915  | 101.6   | 2306  |
| 6.   | 160138     | DB 40     | Dharwad        | 33.7      | 87 | 3.6 | 39.6        | 6.2 | 79.8                | 2798  | 101.6   | 2321  |
| 7.   | 160396     | LH 2298   | Srivilliputtur | 24.5      | 81 | 3.5 | 29.2        | 6.7 | 31.0                | 2275  | 40.4    | 2041  |
| 8.   | 160926     |           | Coimbatore     | 26.1      | 82 | 3.4 | 28.2        | 5.7 | Sample insufficient |       |         |       |
| 9.   | 160140     | RHB 0812  | Dharwad        | 36.7      | 86 | 3.2 | 35.0        | 6.1 | 63.2                | 2574  | 79.0    | 2409  |
| 10.  | 160929     |           | Coimbatore     | 34.6      | 83 | 3.3 | 32.6        | 6.1 | Sample insufficient |       |         |       |
| 11.  | 160924     |           | Chamarajanagar | 34.6      | 85 | 3.0 | 36.0        | 6.2 | Sample insufficient |       |         |       |
| 12.  | 160829     |           | Guntur         | 33.2      | 83 | 3.2 | 31.1        | 7.3 | 63.2                | 2342  | 84.0    | 2114  |
| 13.  | 160391     | SCS 1062  | Guntur         | 28.2      | 85 | 4.3 | 35.6        | 5.0 | 54.3                | 2414  | 61.9    | 2163  |
| 14.  | 160398     |           | Raichur        | 26.8      | 83 | 3.6 | 29.0        | 6.0 | 40.2                | 2213  | 51.4    | 2032  |
| 15.  | 160927     |           | Coimbatore     | 25.9      | 81 | 4.1 | 29.0        | 5.8 | Sample insufficient |       |         |       |
| 16.  | 160922     |           | Chamarajanagar | 25.6      | 82 | 3.9 | 30.2        | 5.8 | 42.1                | 2158  | 51.5    | 1891  |
| 17.  | 160400     | SCS 793   | Raichur        | 27.1      | 81 | 2.7 | 27.0        | 6.3 | 41.0                | 2215  | 49.4    | 2041  |
| 18.  | 160397     | TCH 1705  | Srivilliputtur | 25.1      | 79 | 3.3 | 29.2        | 6.7 | 42.6                | 2058  | 51.8    | 1867  |
| 19.  | 160925     |           | Coimbatore     | 25.9      | 82 | 3.9 | 29.4        | 5.8 | Sample insufficient |       |         |       |
| Agronomy Trials South Zone (Rainfed) - Full Spinning Results   |            |           |                |           |    |     |             |     |                     |       |         |       |
| 20.  | 160823     | ARBC 64   | Nandyal        | 24.4      | 81 | 4.0 | 26.8        | 5.7 | 20.5                | 2282  | 30.1    | 2021  |

# National Trials

## Br02a–Initial Evaluation Trial – G. Hirsutum (Irrigated)

| Sr. No. | Code No. | Entry Name | Zone           | Location     | UHML (mm)               | UI   | Mic  | Str (g/tex) | E%  |  |  |
|---------|----------|------------|----------------|--------------|-------------------------|------|------|-------------|-----|--|--|
| 1       | 501      | ARBH-1501  | Central        | Banswara     | 30.5                    | 83   | 4.4  | 23.9        | 5.8 |  |  |
| 2       |          |            |                | Bhavanipatna | 31.3                    | 86   | 5.3  | 32.5        | 4.9 |  |  |
| 3       |          |            |                | Junagadh     | 28.4                    | 86   | 4.3  | 28.7        | 4.7 |  |  |
| 4       |          |            |                | Khandwa      | 29.2                    | 84   | 3.8  | 28.2        | 5.4 |  |  |
| 5       |          |            |                | Rahuri       | 29.7                    | 82   | 3.6  | 28.5        | 5.9 |  |  |
| 6       |          |            |                | Surat        | 28.2                    | 82   | 4.5  | 26.9        | 5.7 |  |  |
| 7       |          |            |                | Talod        | 31.4                    | 86   | 4.5  | 28.9        | 4.5 |  |  |
| 8       |          |            | North          | Bhatinda     | Sample is not available |      |      |             |     |  |  |
| 9       |          |            |                | Faridkot     | 25.3                    | 81   | 3.1  | 23.7        | 5.5 |  |  |
| 10      |          |            |                | Hissar       | 25.5                    | 80   | 3.0  | 24.1        | 5.6 |  |  |
| 11      |          |            |                | Kanpur       | 27.7                    | 84   | 4.4  | 27.7        | 4.7 |  |  |
| 12      |          |            | South          | Sirsa        | 28.1                    | 83   | 3.6  | 29.1        | 4.9 |  |  |
| 13      |          |            |                | Arabhazi     | 32.4                    | 84   | 4.6  | 32.3        | 6.3 |  |  |
| 14      |          |            |                | Coimbatore   | 32.2                    | 84   | 5.0  | 27.0        | 6.2 |  |  |
| 15      |          |            |                | Guntur       | 30.4                    | 84   | 3.2  | 30.8        | 5.7 |  |  |
| 16      |          |            |                | Raichur      | 30.5                    | 83   | 4.2  | 26.0        | 6.0 |  |  |
| 17      |          |            | Srivilliputhur | 30.1         | 85                      | 3.1  | 29.4 | 5.4         |     |  |  |
| 18      | 502      | TSH 321    | Central        | Banswara     | 29.0                    | 82   | 4.5  | 26.3        | 5.6 |  |  |
| 19      |          |            |                | Bhavanipatna | 31.5                    | 87   | 5.2  | 37.6        | 5.0 |  |  |
| 20      |          |            |                | Junagadh     | 28.7                    | 86   | 4.1  | 27.0        | 4.2 |  |  |
| 21      |          |            |                | Khandwa      | 28.9                    | 84   | 4.3  | 27.4        | 4.8 |  |  |
| 22      |          |            |                | Rahuri       | 30.6                    | 83   | 4.2  | 27.3        | 5.9 |  |  |
| 23      |          |            |                | Surat        | 28.1                    | 81   | 4.8  | 25.4        | 5.9 |  |  |
| 24      |          |            |                | Talod        | 28.7                    | 85   | 5.2  | 27.8        | 4.5 |  |  |
| 25      |          |            | North          | Bhatinda     | Sample is not available |      |      |             |     |  |  |
| 26      |          |            |                | Faridkot     | 25.3                    | 82   | 3.7  | 25.5        | 5.3 |  |  |
| 27      |          |            |                | Hissar       | 23.0                    | 80   | 3.8  | 23.7        | 5.5 |  |  |
| 28      |          |            |                | Kanpur       | 27.3                    | 82   | 4.5  | 27.7        | 4.3 |  |  |
| 29      |          |            | South          | Sirsa        | 24.7                    | 80.0 | 4.5  | 26.3        | 4.4 |  |  |
| 30      |          |            |                | Arabhazi     | 32.6                    | 84   | 4.7  | 33.0        | 6.5 |  |  |
| 31      |          |            |                | Coimbatore   | 31.4                    | 83   | 4.6  | 27.3        | 6.2 |  |  |
| 32      |          |            |                | Guntur       | 29.0                    | 84   | 5.0  | 31.4        | 5.0 |  |  |
| 33      |          |            |                | Raichur      | 31.8                    | 83   | 4.3  | 27.9        | 6.2 |  |  |
| 34      |          |            | Srivilliputhur | 29.2         | 85                      | 4.6  | 28.0 | 5.0         |     |  |  |
| 35      | 503      | CSH 2932   | Central        | Banswara     | 24.8                    | 79   | 4.0  | 24.9        | 5.8 |  |  |
| 36      |          |            |                | Bhavanipatna | 26.4                    | 82   | 4.6  | 30.2        | 5.2 |  |  |
| 37      |          |            |                | Junagadh     | 25.4                    | 82   | 4.8  | 23.1        | 4.5 |  |  |
| 38      |          |            |                | Khandwa      | Sample is not available |      |      |             |     |  |  |
| 39      |          |            |                | Rahuri       | 26.8                    | 81   | 3.7  | 27.3        | 5.8 |  |  |
| 40      |          |            |                | Surat        | 26.1                    | 80   | 4.8  | 26.6        | 5.5 |  |  |
| 41      |          |            |                | Talod        | 24.5                    | 83   | 5.7  | 27.0        | 5.4 |  |  |
| 42      |          |            | North          | Bhatinda     | Sample is not available |      |      |             |     |  |  |
| 43      |          |            |                | Faridkot     | 22.6                    | 79   | 3.5  | 21.1        | 4.9 |  |  |
| 44      |          |            |                | Hissar       | 25.1                    | 80   | 3.4  | 26.2        | 5.7 |  |  |
| 45      |          |            |                | Kanpur       | 23.6                    | 80   | 4.7  | 23.4        | 4.8 |  |  |
| 46      |          |            | South          | Sirsa        | 23.2                    | 82   | 4    | 24.5        | 4.9 |  |  |
| 47      |          |            |                | Arabhazi     | 28.3                    | 82   | 4.3  | 28.2        | 6.7 |  |  |
| 48      |          |            |                | Coimbatore   | Sample is not available |      |      |             |     |  |  |
| 49      |          |            | Guntur         | 25.9         | 83                      | 3.3  | 29.8 | 5.9         |     |  |  |



| Sr. No. | Code No.       | Entry Name              | Zone         | Location       | UHML (mm)               | UI       | Mic                     | Str (g/tex)             | E%   |      |     |
|---------|----------------|-------------------------|--------------|----------------|-------------------------|----------|-------------------------|-------------------------|------|------|-----|
| 50      |                |                         |              | Raichur        | 28.9                    | 82       | 3.3                     | 27.9                    | 5.7  |      |     |
| 51      |                |                         |              | Srivilliputhur | 26.4                    | 83       | 4.2                     | 27.8                    | 5.8  |      |     |
| 52      | 504            | GSHV-173                | Central      | Banswara       | 29.5                    | 82       | 4.2                     | 26.2                    | 6.1  |      |     |
| 53      |                |                         |              | Bhavanipatna   | 30.2                    | 85       | 5.1                     | 34.6                    | 5.2  |      |     |
| 54      |                |                         |              | Junagadh       | 28.7                    | 86       | 4.0                     | 30.7                    | 4.6  |      |     |
| 55      |                |                         |              | Khandwa        | 27.2                    | 84       | 3.8                     | 28.4                    | 5.1  |      |     |
| 56      |                |                         |              | Rahuri         | 29.6                    | 82       | 3.3                     | 34.2                    | 6.4  |      |     |
| 57      |                |                         |              | Surat          | 28.5                    | 82       | 4.0                     | 26.4                    | 5.5  |      |     |
| 58      |                |                         |              | Talod          | 29.3                    | 87       | 4.9                     | 33.9                    | 5.3  |      |     |
| 59      |                |                         |              |                |                         |          | Bhatinda                | Sample is not available |      |      |     |
| 60      |                |                         |              | Faridkot       | 26.0                    | 83       | 3.7                     | 31.0                    | 4.7  |      |     |
| 61      |                |                         | Hissar       | 26.1           | 82                      | 3.4      | 30.1                    | 5.6                     |      |      |     |
| 62      |                |                         | Kanpur       | 27.2           | 84                      | 4.4      | 30.6                    | 4.8                     |      |      |     |
| 63      |                |                         | Sirsa        | 27.7           | 83                      | 4.2      | 31.0                    | 4.8                     |      |      |     |
| 64      |                |                         | South        | Arabhazi       | 30.2                    | 83       | 3.9                     | 30.0                    | 6.2  |      |     |
| 65      |                |                         |              | Coimbatore     | 30.0                    | 83       | 3.7                     | 30.0                    | 6.7  |      |     |
| 66      |                |                         |              | Guntur         | 30.1                    | 86       | 4.4                     | 33.7                    | 5.6  |      |     |
| 67      |                |                         |              | Raichur        | 30.1                    | 83       | 3.0                     | 32.2                    | 6.0  |      |     |
| 68      |                |                         |              | Srivilliputhur | 28.2                    | 84       | 3.6                     | 28.5                    | 5.9  |      |     |
| 69      |                |                         | 505          | CNH 147-1      | Central                 | Banswara | 27.6                    | 81                      | 4.6  | 26.8 | 5.7 |
| 70      | Bhavanipatna   | 30.6                    |              |                |                         | 85       | 4.9                     | 34.3                    | 4.9  |      |     |
| 71      | Junagadh       | 27.9                    |              |                |                         | 84       | 4.5                     | 28.4                    | 4.4  |      |     |
| 72      | Khandwa        | Sample is not available |              |                |                         |          |                         |                         |      |      |     |
| 73      | Rahuri         | 28.0                    |              |                |                         | 81       | 3.9                     | 30.2                    | 6.2  |      |     |
| 74      | Surat          | 28.5                    |              |                |                         | 82       | 4.8                     | 27.1                    | 5.8  |      |     |
| 75      | Talod          | 27.4                    |              |                |                         | 84       | 5.4                     | 29.5                    | 4.6  |      |     |
| 76      |                |                         |              |                |                         |          | Bhatinda                | Sample is not available |      |      |     |
| 77      |                |                         |              |                |                         | Faridkot | Sample is not available |                         |      |      |     |
| 78      | North          | Hissar                  |              |                | Sample is not available |          |                         |                         |      |      |     |
| 79      |                | Kanpur                  |              |                | 26.0                    | 83       | 4.6                     | 25.7                    | 4.5  |      |     |
| 80      |                | Sirsa                   |              |                | Sample is not available |          |                         |                         |      |      |     |
| 81      |                | South                   |              |                | Arabhazi                | 28.8     | 82                      | 4.8                     | 28.5 | 6.0  |     |
| 82      | Coimbatore     |                         |              |                | 27.5                    | 81       | 3.9                     | 27.6                    | 5.9  |      |     |
| 83      | Guntur         |                         |              |                | 27.5                    | 83       | 4.0                     | 30.2                    | 5.3  |      |     |
| 84      | Raichur        |                         |              |                | 28.1                    | 82       | 3.8                     | 29.4                    | 6.1  |      |     |
| 85      | Srivilliputhur |                         |              |                | 30.6                    | 85       | 2.9                     | 31.2                    | 6.0  |      |     |
| 86      | 506            | RAH 1069                |              |                | Central                 | Banswara | 30.6                    | 83                      | 5.3  | 27.4 | 5.9 |
| 87      |                |                         | Bhavanipatna | 28.8           |                         | 86       | 5.6                     | 31.6                    | 5.2  |      |     |
| 88      |                |                         | Junagadh     | 28.4           |                         | 82       | 4.7                     | 29.2                    | 4.6  |      |     |
| 89      |                |                         | Khandwa      | 26.6           |                         | 83       | 3.7                     | 27.5                    | 5.4  |      |     |
| 90      |                |                         | Rahuri       | 28.1           |                         | 81       | 4.2                     | 29.6                    | 6.2  |      |     |
| 91      |                |                         | Surat        | 27.5           |                         | 81       | 5.2                     | 26.3                    | 5.8  |      |     |
| 92      |                |                         | Talod        | 27.9           |                         | 85       | 5.0                     | 28.8                    | 5.2  |      |     |
| 93      |                |                         | North        | Bhatinda       | 25.4                    | 81       | 3.8                     | 28.7                    | 4.8  |      |     |
| 94      |                |                         |              | Faridkot       | 25.9                    | 81       | 4.2                     | 25.0                    | 5.0  |      |     |
| 95      |                |                         |              | Kanpur         | 27.4                    | 84       | 4.9                     | 28.5                    | 4.8  |      |     |
| 96      |                |                         |              | Hissar         | 23.6                    | 80       | 3.6                     | 23.5                    | 5.7  |      |     |
| 97      |                |                         |              | Sirsa          | 26.1                    | 83       | 3.3                     | 27.8                    | 5    |      |     |
| 98      |                |                         | South        | Arabhazi       | 28.8                    | 82       | 5.0                     | 29.0                    | 6.5  |      |     |
| 99      |                |                         |              | Coimbatore     | 30.3                    | 83       | 3.7                     | 27.2                    | 6.4  |      |     |
| 100     |                |                         |              | Guntur         | 29.6                    | 82       | 4.0                     | 30.5                    | 5.6  |      |     |
| 101     |                |                         |              | Raichur        | 30.1                    | 83       | 4.2                     | 26.3                    | 6.2  |      |     |
| 102     |                |                         |              | Srivilliputhur | 30.8                    | 85       | 3.8                     | 31.4                    | 6.1  |      |     |
| 103     |                |                         | 507          | LOCAL CHECK    | Central                 | Banswara | 27.9                    | 81                      | 5.1  | 25.9 | 5.6 |

| Sr. No. | Code No. | Entry Name     | Zone           | Location       | UHML (mm)               | UI           | Mic  | Str (g/tex) | E%   |      |     |
|---------|----------|----------------|----------------|----------------|-------------------------|--------------|------|-------------|------|------|-----|
| 104     |          |                |                | Bhavanipatna   | 34.1                    | 88           | 4.6  | 37.8        | 5.4  |      |     |
| 105     |          |                |                | Junagadh       | 25.3                    | 83           | 4.9  | 28.5        | 4.3  |      |     |
| 106     |          |                |                | Khandwa        | Sample is not available |              |      |             |      |      |     |
| 107     |          |                |                | Rahuri         | 27.5                    | 81           | 3.6  | 30.6        | 6.2  |      |     |
| 108     |          |                |                | Surat          | 23.8                    | 79           | 5.1  | 25.1        | 6.1  |      |     |
| 109     |          |                |                | Talod          | 26.4                    | 84           | 5.8  | 31.8        | 5.8  |      |     |
| 110     |          |                |                | North          | Bhatinda                | 27.3         | 82   | 4.6         | 28.9 | 5.5  |     |
| 111     |          |                | Faridkot       |                | 26.4                    | 83           | 5.2  | 25.6        | 4.9  |      |     |
| 112     |          |                | Kanpur         |                | 25.7                    | 81           | 4.7  | 25.3        | 4.4  |      |     |
| 113     |          |                | Hissar         |                | 22.7                    | 78           | 4.0  | 23.9        | 5.1  |      |     |
| 114     |          |                | South          | Sirsa          | 25.0                    | 82           | 4.6  | 26.5        | 4.1  |      |     |
| 115     |          |                |                | Arabhavi       | 25.5                    | 80           | 4.8  | 26.3        | 5.6  |      |     |
| 116     |          |                |                | Coimbatore     | 32.7                    | 84           | 3.8  | 30.3        | 7.0  |      |     |
| 117     |          |                |                | Guntur         | 27.5                    | 83           | 2.6  | 27.6        | 5.2  |      |     |
| 118     |          |                |                | Raichur        | 27.5                    | 81           | 3.7  | 26.8        | 5.7  |      |     |
| 119     |          |                | Srivilliputhur | 28.9           | 82                      | 4.0          | 29.4 | 5.4         |      |      |     |
| 120     |          |                | 508            | F 2522         | Central                 | Banswara     | 28.8 | 82          | 4.8  | 26.9 | 5.8 |
| 121     |          |                |                |                |                         | Bhavanipatna | 29.0 | 86          | 4.6  | 32.5 | 5.3 |
| 122     |          |                |                |                |                         | Junagadh     | 29.1 | 84          | 4.2  | 28.3 | 4.7 |
| 123     | Khandwa  | 26.1           |                |                |                         | 83           | 2.6  | 26.9        | 5.3  |      |     |
| 124     | Rahuri   | 28.7           |                |                |                         | 82           | 3.8  | 29.3        | 6.0  |      |     |
| 125     | Surat    | 28.4           |                |                |                         | 82           | 3.9  | 26.7        | 5.8  |      |     |
| 126     | Talod    | 28.0           |                |                |                         | 84           | 5.8  | 30.2        | 5.8  |      |     |
| 127     | North    | Bhatinda       |                |                | 24.7                    | 83           | 3.9  | 28.0        | 4.4  |      |     |
| 128     |          | Faridkot       |                |                | 26.2                    | 82           | 4.4  | 27.8        | 5.1  |      |     |
| 129     |          | Hissar         |                |                | 23.4                    | 80           | 3.8  | 25.2        | 5.1  |      |     |
| 130     |          | Kanpur         |                |                | 25.5                    | 84           | 4.8  | 27.5        | 4.4  |      |     |
| 131     | Sirsa    | 24.9           |                |                | 81                      | 4.8          | 25.9 | 4.5         |      |      |     |
| 132     | South    | Arabhavi       |                |                | 29.6                    | 82           | 4.4  | 26.3        | 5.9  |      |     |
| 133     |          | Coimbatore     |                |                | 28.2                    | 82           | 3.8  | 27.1        | 5.9  |      |     |
| 134     |          | Guntur         |                |                | 28.2                    | 85           | 4.2  | 30.4        | 5.6  |      |     |
| 135     |          | Raichur        |                |                | 28.3                    | 82           | 3.6  | 28.5        | 5.8  |      |     |
| 136     |          | Srivilliputhur |                |                | 28.5                    | 84           | 3.6  | 28.9        | 5.5  |      |     |
| 137     | 509      | ARBH-1502      |                |                | Central                 | Banswara     | 27.4 | 81          | 4.6  | 27.0 | 5.9 |
| 138     |          |                |                |                |                         | Bhavanipatna | 28.5 | 85          | 5.2  | 33.2 | 5.0 |
| 139     |          |                | Junagadh       | 26.6           |                         | 83           | 4.9  | 26.1        | 4.2  |      |     |
| 140     |          |                | Khandwa        | 26.6           |                         | 83           | 3.7  | 27.6        | 4.7  |      |     |
| 141     |          |                | Rahuri         | 27.8           |                         | 81           | 4.0  | 30.0        | 6.0  |      |     |
| 142     |          |                | Surat          | 27.7           |                         | 81           | 4.9  | 26.7        | 5.6  |      |     |
| 143     |          |                | Talod          | 28.3           |                         | 83           | 5.0  | 29.2        | 5.0  |      |     |
| 144     |          |                | North          | Bhatinda       | Sample is not available |              |      |             |      |      |     |
| 145     |          |                |                | Faridkot       | 26.0                    | 82           | 3.9  | 24.5        | 4.7  |      |     |
| 146     |          |                |                | Hissar         | 23.5                    | 80           | 3.8  | 24.7        | 5.2  |      |     |
| 147     |          |                |                | Kanpur         | 25.9                    | 82           | 5.0  | 24.9        | 4.1  |      |     |
| 148     |          |                | Sirsa          | 25.9           | 82                      | 4.0          | 27.5 | 4.4         |      |      |     |
| 149     |          |                | South          | Arabhavi       | 28.3                    | 82           | 4.9  | 28.9        | 5.9  |      |     |
| 150     |          |                |                | Coimbatore     | 29.5                    | 82           | 4.0  | 26.0        | 6.0  |      |     |
| 151     |          |                |                | Guntur         | 27.5                    | 83           | 3.8  | 31.3        | 5.1  |      |     |
| 152     |          |                |                | Raichur        | 27.9                    | 81           | 3.8  | 27.2        | 5.7  |      |     |
| 153     |          |                |                | Srivilliputhur | 27.7                    | 83           | 3.6  | 29.7        | 5.5  |      |     |
| 154     |          |                | 510            | HS 295         | Central                 | Banswara     | 28.4 | 82          | 4.5  | 25.8 | 5.7 |
| 155     |          |                |                |                |                         | Bhavanipatna | 27.9 | 85          | 5.0  | 32.4 | 5.1 |
| 156     | Junagadh | 28.0           |                |                |                         | 85           | 4.9  | 27.1        | 4.2  |      |     |

| Sr. No. | Code No.       | Entry Name     | Zone    | Location       | UHML (mm)               | UI       | Mic  | Str (g/tex) | E%   |      |     |
|---------|----------------|----------------|---------|----------------|-------------------------|----------|------|-------------|------|------|-----|
| 157     |                |                |         | Khandwa        | 24.3                    | 81       | 3.8  | 23.1        | 4.8  |      |     |
| 158     |                |                |         | Rahuri         | 27.8                    | 81       | 3.9  | 26.8        | 5.8  |      |     |
| 159     |                |                |         | Surat          | 26.7                    | 81       | 3.9  | 26.8        | 6.3  |      |     |
| 160     |                |                |         | Talod          | 26.8                    | 84       | 4.5  | 27.9        | 4.5  |      |     |
| 161     |                |                | North   | Bhatinda       | 23.7                    | 82       | 4.3  | 25.4        | 4.3  |      |     |
| 162     |                |                |         | Faridkot       | 25.3                    | 82       | 4.4  | 27.1        | 5.0  |      |     |
| 163     |                |                |         | Hissar         | 23.1                    | 81       | 4.0  | 24.8        | 4.9  |      |     |
| 164     |                |                |         | Kanpur         | 24.4                    | 81       | 4.7  | 25.2        | 4.4  |      |     |
| 165     |                |                |         | Sirsa          | 25.1                    | 82       | 4.3  | 26.3        | 4.3  |      |     |
| 166     |                |                | South   | Arabhavi       | 28.7                    | 82       | 4.8  | 28.6        | 5.9  |      |     |
| 167     |                |                |         | Coimbatore     | 27.9                    | 81       | 3.8  | 28.3        | 5.9  |      |     |
| 168     |                |                |         | Guntur         | 26.5                    | 84       | 5.0  | 29.5        | 5.3  |      |     |
| 169     |                |                |         | Raichur        | 25.8                    | 80       | 3.2  | 26.2        | 5.6  |      |     |
| 170     |                |                |         | Srivilliputhur | 26.7                    | 85       | 4.0  | 28.4        | 5.4  |      |     |
| 171     |                |                | 511     | PBH 29         | Central                 | Banswara | 29.5 | 82          | 4.0  | 24.5 | 5.7 |
| 172     | Bhavanipatna   | 28.2           |         |                |                         | 85       | 4.6  | 32.8        | 5.4  |      |     |
| 173     | Junagadh       | 27.1           |         |                |                         | 84       | 4.8  | 27.5        | 4.6  |      |     |
| 174     | Khandwa        | 27.7           |         |                |                         | 83       | 4.2  | 28.2        | 5.1  |      |     |
| 175     | Rahuri         | 28.5           |         |                |                         | 82       | 3.7  | 31.6        | 6.3  |      |     |
| 176     | Surat          | 24.8           |         |                |                         | 79       | 4.7  | 26.4        | 5.8  |      |     |
| 177     | Talod          | 27.9           |         |                |                         | 85       | 5.2  | 29.3        | 5.2  |      |     |
| 178     | North          | Bhatinda       |         |                |                         | 24.7     | 81   | 3.3         | 29.6 | 5.1  |     |
| 179     |                | Faridkot       |         |                | 25.6                    | 82       | 3.7  | 28.3        | 5.1  |      |     |
| 180     |                | Hissar         |         |                | 24.2                    | 81       | 3.7  | 24.5        | 5.1  |      |     |
| 181     |                | Kanpur         |         |                | 26.4                    | 84       | 4.4  | 28.7        | 4.8  |      |     |
| 182     | Sirsa          | 24.2           |         |                | 81                      | 4.1      | 26.6 | 4.8         |      |      |     |
| 183     | South          | Arabhavi       |         |                | 29.9                    | 82       | 4.3  | 30.3        | 6.2  |      |     |
| 184     |                | Coimbatore     |         |                | 29.0                    | 82       | 3.9  | 27.6        | 6.2  |      |     |
| 185     |                | Guntur         |         |                | 27.7                    | 84       | 3.9  | 30.8        | 5.4  |      |     |
| 186     |                | Raichur        | 28.2    | 82             | 3.6                     | 27.0     | 6.1  |             |      |      |     |
| 187     |                | Srivilliputhur | 28.3    | 84             | 3.5                     | 30.6     | 5.8  |             |      |      |     |
| 188     | 512            | RB-602         | Central | Banswara       | 28.9                    | 82       | 4.7  | 26.2        | 5.6  |      |     |
| 189     |                |                |         | Bhavanipatna   | 29.5                    | 86       | 5.7  | 35.7        | 5.3  |      |     |
| 190     |                |                |         | Junagadh       | 27.3                    | 84       | 4.2  | 26.2        | 4.7  |      |     |
| 191     |                |                |         | Khandwa        | 26.2                    | 83       | 4.0  | 27.2        | 5.1  |      |     |
| 192     |                |                |         | Rahuri         | 28.5                    | 82       | 4.5  | 28.7        | 5.9  |      |     |
| 193     |                |                |         | Surat          | 29.0                    | 82       | 4.9  | 26.4        | 5.8  |      |     |
| 194     |                |                |         | Talod          | 29.2                    | 84       | 5.2  | 30.1        | 5.2  |      |     |
| 195     |                |                | North   | Bhatinda       | Sample is not available |          |      |             |      |      |     |
| 196     |                |                |         | Faridkot       | 25.0                    | 82       | 5.0  | 25.1        | 5.0  |      |     |
| 197     |                |                |         | Hissar         | 22.4                    | 80       | 3.9  | 23.6        | 4.8  |      |     |
| 198     |                |                |         | Kanpur         | 26.3                    | 83       | 5.4  | 27.1        | 4.2  |      |     |
| 199     |                |                |         | Sirsa          | 25.1                    | 81       | 4.8  | 27.7        | 4.0  |      |     |
| 200     |                |                | South   | Arabhavi       | 29.6                    | 82       | 4.9  | 27.7        | 5.8  |      |     |
| 201     |                |                |         | Coimbatore     | 29.6                    | 82       | 5.1  | 29.3        | 6.2  |      |     |
| 202     |                |                |         | Guntur         | 29.6                    | 85       | 4.7  | 34.0        | 4.9  |      |     |
| 203     | Raichur        | 27.8           |         | 81             | 5.1                     | 26.8     | 5.8  |             |      |      |     |
| 204     | Srivilliputhur | 28.1           |         | 84             | 4.3                     | 29.6     | 5.6  |             |      |      |     |
| 205     | 513            | CPD-1501       | Central | Banswara       | 27.4                    | 81       | 4.8  | 26.9        | 5.8  |      |     |
| 206     |                |                |         | Bhavanipatna   | 28.6                    | 85       | 6.0  | 30.0        | 5.4  |      |     |
| 207     |                |                |         | Junagadh       | 26.1                    | 82       | 5.0  | 23.4        | 4.3  |      |     |
| 208     |                |                |         | Khandwa        | 25.8                    | 82       | 4.7  | 24.7        | 4.8  |      |     |
| 209     |                |                |         | Rahuri         | 27.2                    | 81       | 3.7  | 29.3        | 6.1  |      |     |

| Sr. No. | Code No. | Entry Name                         | Zone    | Location       | UHML (mm)               | UI   | Mic  | Str (g/tex) | E%  |  |  |
|---------|----------|------------------------------------|---------|----------------|-------------------------|------|------|-------------|-----|--|--|
| 210     |          |                                    |         | Surat          | 25.0                    | 80   | 5.0  | 26.4        | 5.5 |  |  |
| 211     |          |                                    |         | Talod          | 28.1                    | 83   | 5.7  | 31.0        | 4.1 |  |  |
| 212     |          |                                    | North   | Bhatinda       | Sample is not available |      |      |             |     |  |  |
| 213     |          |                                    |         | Faridkot       | 24.1                    | 81   | 4.2  | 25.3        | 4.9 |  |  |
| 214     |          |                                    |         | Hissar         | 23.1                    | 78   | 4.1  | 24.1        | 5.0 |  |  |
| 215     |          |                                    |         | Kanpur         | 25.3                    | 82   | 5.4  | 25.1        | 4.3 |  |  |
| 216     |          |                                    | Sirsa   | 25.7           | 83                      | 4.6  | 28.1 | 4.2         |     |  |  |
| 217     |          |                                    | South   | Arabhazi       | 28.7                    | 82   | 4.6  | 27.2        | 5.7 |  |  |
| 218     |          |                                    |         | Coimbatore     | 27.7                    | 81   | 3.8  | 28.1        | 5.8 |  |  |
| 219     |          |                                    |         | Guntur         | 29.3                    | 83   | 4.5  | 29.6        | 5.7 |  |  |
| 220     |          |                                    |         | Raichur        | 30.1                    | 83   | 5.1  | 27.5        | 6.0 |  |  |
| 221     |          |                                    |         | Srivilliputhur | 27.9                    | 82   | 3.6  | 28.5        | 5.8 |  |  |
| 222     | 514      | ZONAL CHECK (H 1300/CNHO 12/SURAJ) | Central | Banswara       | 25.7                    | 80   | 5.5  | 25.9        | 6.1 |  |  |
| 223     |          |                                    |         | Bhavanipatna   | 24.1                    | 82   | 6.0  | 31.2        | 5.0 |  |  |
| 224     |          |                                    |         | Junagadh       | 24.3                    | 83   | 5.3  | 25.5        | 4.3 |  |  |
| 225     |          |                                    |         | Khandwa        | 23.5                    | 83   | 3.6  | 25.0        | 4.7 |  |  |
| 226     |          |                                    |         | Rahuri         | 24.9                    | 80   | 4.7  | 26.8        | 6.0 |  |  |
| 227     |          |                                    |         | Surat          | 22.9                    | 78   | 5.1  | 24.7        | 5.2 |  |  |
| 228     |          |                                    |         | Talod          | 24.3                    | 82   | 5.4  | 29.5        | 5.0 |  |  |
| 229     |          |                                    | North   | Bhatinda       | Sample is not available |      |      |             |     |  |  |
| 230     |          |                                    |         | Faridkot       | 23.1                    | 80   | 3.5  | 22.6        | 4.8 |  |  |
| 231     |          |                                    |         | Hissar         | 22.5                    | 80   | 4.0  | 23.8        | 4.9 |  |  |
| 232     |          |                                    |         | Kanpur         | 25.4                    | 82   | 4.4  | 23.7        | 4.3 |  |  |
| 233     |          |                                    |         | Sirsa          | 23.7                    | 82   | 4.1  | 26.4        | 4.8 |  |  |
| 234     | South    | Arabhazi                           | 32.1    | 84             | 4.8                     | 32.6 | 6.1  |             |     |  |  |
| 235     |          | Coimbatore                         | 33.0    | 84             | 4.0                     | 33.7 | 6.5  |             |     |  |  |
| 236     |          | Guntur                             | 32.1    | 87             | 4.6                     | 33.2 | 5.2  |             |     |  |  |
| 237     |          | Raichur                            | 32.1    | 83             | 4.3                     | 31.0 | 6.3  |             |     |  |  |
| 238     |          | Srivilliputhur                     | 30.3    | 86             | 3.9                     | 32.9 | 5.7  |             |     |  |  |
| 239     | 515      | SMH-55                             | Central | Banswara       | 30.1                    | 83   | 3.7  | 26.1        | 6.1 |  |  |
| 240     |          |                                    |         | Bhavanipatna   | 32.6                    | 86   | 4.2  | 33.8        | 5.0 |  |  |
| 241     |          |                                    |         | Junagadh       | 29.0                    | 85   | 3.7  | 27.0        | 4.8 |  |  |
| 242     |          |                                    |         | Khandwa        | 29.0                    | 84   | 3.3  | 26.2        | 4.9 |  |  |
| 243     |          |                                    |         | Rahuri         | 30.2                    | 83   | 3.4  | 31.1        | 6.3 |  |  |
| 244     |          |                                    |         | Surat          | 29.6                    | 82   | 4.3  | 24.3        | 5.7 |  |  |
| 245     |          |                                    |         | Talod          | 30.1                    | 85   | 4.1  | 29.3        | 5.3 |  |  |
| 246     |          |                                    | North   | Bhatinda       | Sample is not available |      |      |             |     |  |  |
| 247     |          |                                    |         | Faridkot       | 27.7                    | 82   | 3.3  | 24.2        | 4.8 |  |  |
| 248     |          |                                    |         | Hissar         | 21.9                    | 79   | 3.4  | 23.3        | 5.2 |  |  |
| 249     |          |                                    |         | Kanpur         | 29.2                    | 83   | 3.7  | 27.9        | 4.8 |  |  |
| 250     |          |                                    |         | Sirsa          | 25.1                    | 82   | 3.2  | 26.2        | 4.6 |  |  |
| 251     | South    | Arabhazi                           | 30.9    | 83             | 3.8                     | 29.2 | 6.1  |             |     |  |  |
| 252     |          | Coimbatore                         | 30.5    | 83             | 3.1                     | 33.2 | 6.3  |             |     |  |  |
| 253     |          | Guntur                             | 29.5    | 84             | 3.6                     | 32.2 | 5.8  |             |     |  |  |
| 254     |          | Raichur                            | 32.0    | 83             | 3.1                     | 32.8 | 5.9  |             |     |  |  |
| 255     |          | Srivilliputhur                     | 30.4    | 85             | 3.2                     | 29.1 | 5.5  |             |     |  |  |
| 256     | 516      | CSH 2920                           | Central | Banswara       | 24.4                    | 79   | 5.1  | 24.6        | 5.7 |  |  |
| 257     |          |                                    |         | Bhavanipatna   | 28.9                    | 84   | 5.1  | 31.9        | 5.2 |  |  |
| 258     |          |                                    |         | Junagadh       | 25.6                    | 83   | 3.9  | 25.9        | 4.5 |  |  |
| 259     |          |                                    |         | Khandwa        | 24.6                    | 83   | 2.8  | 24.3        | 5.1 |  |  |
| 260     |          |                                    |         | Rahuri         | 26.9                    | 81   | 3.9  | 27.3        | 5.8 |  |  |
| 261     |          |                                    |         | Surat          | 26.6                    | 81   | 4.2  | 27.0        | 5.9 |  |  |
| 262     |          |                                    |         | Talod          | 25.2                    | 82   | 5.7  | 25.6        | 4.7 |  |  |

| Sr. No. | Code No.       | Entry Name              | Zone       | Location                | UHML (mm)               | UI           | Mic  | Str (g/tex) | E%  |      |     |
|---------|----------------|-------------------------|------------|-------------------------|-------------------------|--------------|------|-------------|-----|------|-----|
| 263     |                |                         | North      | Bhatinda                | Sample is not available |              |      |             |     |      |     |
| 264     |                |                         |            | Faridkot                | 21.5                    | 78           | 4.4  | 22.0        | 4.9 |      |     |
| 265     |                |                         |            | Hissar                  | 23.5                    | 80           | 3.6  | 23.1        | 4.5 |      |     |
| 266     |                |                         |            | Kanpur                  | 22.8                    | 80           | 5.0  | 22.7        | 4.6 |      |     |
| 267     |                |                         |            | SGNR                    | Sample is not available |              |      |             |     |      |     |
| 268     |                |                         |            | Sirsa                   | 22.7                    | 80           | 4.2  | 27.0        | 4.5 |      |     |
| 269     |                |                         |            | Arabhavi                | 26.3                    | 80           | 4.1  | 27.2        | 5.7 |      |     |
| 270     |                |                         | South      | Coimbatore              | Sample is not available |              |      |             |     |      |     |
| 271     |                |                         |            | Guntur                  | Sample is not available |              |      |             |     |      |     |
| 272     |                |                         |            | Raichur                 | 26.0                    | 80           | 3.0  | 28.0        | 5.7 |      |     |
| 273     |                |                         |            | Srivilliputhur          | 26.2                    | 82           | 3.8  | 31.0        | 5.8 |      |     |
| 274     |                |                         |            | Banswara                | 27.9                    | 81           | 4.7  | 25.6        | 5.9 |      |     |
| 275     |                |                         | BGDS 1055  |                         | Central                 | Bhavanipatna | 28.1 | 85          | 6.4 | 34.1 | 5.1 |
| 276     |                |                         |            |                         |                         | Junagadh     | 27.2 | 84          | 5.5 | 29.3 | 4.1 |
| 277     | Khandwa        | 27.0                    |            |                         |                         | 85           | 4.9  | 28.5        | 4.6 |      |     |
| 278     | Rahuri         | 26.5                    |            |                         |                         | 81           | 3.9  | 28.4        | 6.0 |      |     |
| 279     | Surat          | 27.1                    |            |                         |                         | 81           | 5.1  | 26.6        | 5.9 |      |     |
| 280     | Talod          | 28.1                    |            |                         |                         | 85           | 5.7  | 30.6        | 4.6 |      |     |
| 281     | Bhatinda       | Sample is not available |            |                         |                         |              |      |             |     |      |     |
| 282     | Faridkot       | 24.8                    |            |                         | 81                      | 4.4          | 25.8 | 4.9         |     |      |     |
| 283     | Hissar         | 22.6                    |            |                         | 79                      | 3.9          | 23.2 | 4.8         |     |      |     |
| 284     | Kanpur         | 26.1                    |            |                         | 84                      | 5.3          | 26.2 | 4.2         |     |      |     |
| 285     | SGNR           | Sample is not available |            |                         |                         |              |      |             |     |      |     |
| 286     | Sirsa          | 24.5                    |            |                         | 80                      | 4.7          | 28.0 | 4.6         |     |      |     |
| 287     | Arabhavi       | 28.7                    |            |                         | 82                      | 4.6          | 28.7 | 6.2         |     |      |     |
| 288     | Coimbatore     | 31.4                    |            |                         | 83                      | 4.2          | 28.0 | 6.3         |     |      |     |
| 289     | Guntur         | 27.4                    | 84         | 4.6                     | 31.6                    | 5.3          |      |             |     |      |     |
| 290     | Raichur        | 28.7                    | 82         | 4.7                     | 29.2                    | 5.9          |      |             |     |      |     |
| 291     | Srivilliputhur | 28.4                    | 84         | 4.4                     | 31.0                    | 5.4          |      |             |     |      |     |
| 292     | 518            | F 2532                  | Central    | Banswara                | 26.6                    | 81           | 4.4  | 26.3        | 5.6 |      |     |
| 293     |                |                         |            | Bhavanipatna            | 26.6                    | 83           | 5.1  | 29.6        | 5.2 |      |     |
| 294     |                |                         |            | Junagadh                | 26.9                    | 86           | 5.0  | 25.8        | 4.5 |      |     |
| 295     |                |                         |            | Khandwa                 | 27.5                    | 84           | 3.3  | 27.0        | 5.0 |      |     |
| 296     |                |                         |            | Rahuri                  | 29.0                    | 82           | 3.6  | 30.4        | 6.1 |      |     |
| 297     |                |                         |            | Surat                   | 25.8                    | 80           | 4.2  | 26.1        | 5.4 |      |     |
| 298     |                |                         |            | Talod                   | 27.9                    | 84           | 4.6  | 25.4        | 4.5 |      |     |
| 299     |                |                         | Bhatinda   | Sample is not available |                         |              |      |             |     |      |     |
| 300     |                |                         | Faridkot   | 25.0                    | 82                      | 4.7          | 25.5 | 4.9         |     |      |     |
| 301     |                |                         | Hissar     | 24.2                    | 82                      | 4.5          | 24.2 | 4.9         |     |      |     |
| 302     |                |                         | Kanpur     | 26.4                    | 83                      | 4.4          | 24.5 | 4.4         |     |      |     |
| 303     |                |                         | Sirsa      | 24.8                    | 82                      | 4.3          | 27.1 | 4.5         |     |      |     |
| 304     |                |                         | Arabhavi   | 29.3                    | 82                      | 3.8          | 28.5 | 6.2         |     |      |     |
| 305     |                |                         | Coimbatore | 26.4                    | 81                      | 3.8          | 26.9 | 5.6         |     |      |     |
| 306     | Guntur         | 28.7                    | 84         | 2.9                     | 30.6                    | 5.1          |      |             |     |      |     |
| 307     | Raichur        | 28.6                    | 82         | 3.6                     | 29.7                    | 5.8          |      |             |     |      |     |
| 308     | Srivilliputhur | 28.3                    | 84         | 3.2                     | 29.3                    | 6.3          |      |             |     |      |     |
| 309     | 519            | CNH 126                 | Central    | Banswara                | 25.7                    | 80           | 4.7  | 25.3        | 5.6 |      |     |
| 310     |                |                         |            | Bhavanipatna            | 26.8                    | 81           | 5.9  | 29.8        | 4.9 |      |     |
| 311     |                |                         |            | Junagadh                | 24.7                    | 80           | 5.6  | 26.0        | 4.5 |      |     |
| 312     |                |                         |            | Khandwa                 | 24.7                    | 82           | 4.6  | 26.3        | 4.9 |      |     |
| 313     |                |                         |            | Rahuri                  | 25.9                    | 80           | 4.5  | 27.2        | 6.1 |      |     |
| 314     |                |                         |            | Surat                   | 24.2                    | 79           | 5.5  | 25.2        | 5.8 |      |     |
| 315     |                |                         |            | Talod                   | 25.2                    | 82           | 5.3  | 27.1        | 4.4 |      |     |

| Sr. No. | Code No. | Entry Name              | Zone  | Location       | UHML (mm)               | UI           | Mic  | Str (g/tex) | E%   |      |     |
|---------|----------|-------------------------|-------|----------------|-------------------------|--------------|------|-------------|------|------|-----|
| 316     |          |                         | North | Bhatinda       | Sample is not available |              |      |             |      |      |     |
| 317     |          |                         |       | Faridkot       | 22.5                    | 80           | 4.5  | 23.2        | 4.8  |      |     |
| 318     |          |                         |       | Hissar         | 22.8                    | 80           | 3.3  | 22.7        | 4.2  |      |     |
| 319     |          |                         |       | Kanpur         | 24.6                    | 80           | 5.6  | 23.6        | 4.2  |      |     |
| 320     |          |                         |       | Sirsa          | 23.2                    | 79           | 4.5  | 24.7        | 4.7  |      |     |
| 321     |          |                         | South | Arabhazi       | 26.3                    | 80           | 4.8  | 27.6        | 6.0  |      |     |
| 322     |          |                         |       | Coimbatore     | 25.6                    | 80           | 4.7  | 25.9        | 5.7  |      |     |
| 323     |          |                         |       | Guntur         | 23.9                    | 80           | 4.9  | 27.9        | 6.1  |      |     |
| 324     |          |                         |       | Raichur        | 25.7                    | 80           | 4.5  | 26.5        | 6.1  |      |     |
| 325     |          |                         |       | Srivilliputhur | 28.3                    | 82           | 5.2  | 30.2        | 5.2  |      |     |
| 326     |          |                         | 520   | GJHV-517       | Central                 | Banswara     | 29.1 | 82          | 4.4  | 24.0 | 5.6 |
| 327     |          |                         |       |                |                         | Bhavanipatna | 30.8 | 84          | 4.7  | 31.7 | 5.4 |
| 328     |          |                         |       |                |                         | Junagadh     | 28.1 | 84          | 4.5  | 28.1 | 4.3 |
| 329     |          |                         |       |                |                         | Khandwa      | 26.6 | 83          | 4.0  | 26.8 | 4.7 |
| 330     | Rahuri   | 27.9                    |       |                |                         | 81           | 3.7  | 29.6        | 5.9  |      |     |
| 331     | Surat    | 28.0                    |       |                |                         | 81           | 5.1  | 26.5        | 5.4  |      |     |
| 332     | Talod    | 28.1                    |       |                |                         | 83           | 4.4  | 28.8        | 4.6  |      |     |
| 333     | Bhatinda | Sample is not available |       |                |                         |              |      |             |      |      |     |
| 334     | North    | Faridkot                |       |                | 24.4                    | 82           | 3.8  | 21.5        | 4.7  |      |     |
| 335     |          | Hissar                  |       |                | Sample is not available |              |      |             |      |      |     |
| 336     |          | Kanpur                  |       |                | 27.5                    | 84           | 5.0  | 26.8        | 4.4  |      |     |
| 337     |          | Sirsa                   |       |                | 25.0                    | 82           | 4.4  | 28.1        | 4.1  |      |     |
| 338     | South    | Arabhazi                |       |                | 28.3                    | 82           | 4.2  | 29.3        | 6.3  |      |     |
| 339     |          | Coimbatore              |       |                | 30.0                    | 82           | 4.3  | 24.8        | 5.7  |      |     |
| 340     |          | Guntur                  |       |                | 28.1                    | 84           | 4.3  | 29.5        | 5.4  |      |     |
| 341     |          | Raichur                 |       |                | 29.8                    | 82           | 4.0  | 28.6        | 6.0  |      |     |
| 342     |          | Srivilliputhur          |       |                | 30.3                    | 84           | 3.9  | 29.3        | 5.4  |      |     |
| 343     | 521      | H 1478                  |       |                | Central                 | Banswara     | 28.0 | 81          | 4.5  | 27.4 | 5.8 |
| 344     |          |                         |       |                |                         | Bhavanipatna | 27.5 | 83          | 4.3  | 32.2 | 5.1 |
| 345     |          |                         |       |                |                         | Junagadh     | 26.8 | 85          | 4.3  | 27.0 | 4.4 |
| 346     |          |                         |       |                |                         | Khandwa      | 25.4 | 83          | 4.0  | 23.2 | 4.9 |
| 347     |          |                         |       |                |                         | Rahuri       | 27.7 | 81          | 3.8  | 29.2 | 6.0 |
| 348     |          |                         | Surat | 28.4           |                         | 82           | 3.7  | 28.3        | 5.8  |      |     |
| 349     |          |                         | Talod | 27.6           |                         | 86           | 5.4  | 29.6        | 4.8  |      |     |
| 350     |          |                         | North | Bhatinda       |                         | 25.2         | 83   | 4.3         | 24.7 | 4.5  |     |
| 351     |          |                         |       | Faridkot       | 26.2                    | 81           | 4.4  | 27.4        | 4.5  |      |     |
| 352     |          |                         |       | Hissar         | 22.8                    | 80           | 4.2  | 23.3        | 4.8  |      |     |
| 353     |          |                         |       | Kanpur         | 25.3                    | 84           | 5.0  | 25.9        | 4.3  |      |     |
| 354     |          |                         |       | Sirsa          | 24.7                    | 82           | 3.7  | 27.0        | 4.4  |      |     |
| 355     |          |                         | South | Arabhazi       | 28.1                    | 82           | 4.6  | 29.2        | 5.9  |      |     |
| 356     |          |                         |       | Coimbatore     | 28.8                    | 82           | 3.7  | 27.6        | 5.8  |      |     |
| 357     |          |                         |       | Guntur         | 29.3                    | 84           | 3.8  | 31.2        | 6.0  |      |     |
| 358     |          |                         |       | Raichur        | 27.6                    | 81           | 3.6  | 29.7        | 5.9  |      |     |
| 359     |          |                         |       | Srivilliputhur | 26.8                    | 82           | 3.7  | 28.7        | 5.8  |      |     |
| 360     |          |                         | 522   | RS 2815        | Central                 | Banswara     | 28.6 | 82          | 4.2  | 26.1 | 5.9 |
| 361     |          |                         |       |                |                         | Bhavanipatna | 26.8 | 83          | 5.1  | 32.1 | 5.7 |
| 362     |          |                         |       |                |                         | Junagadh     | 27.2 | 85          | 3.9  | 26.4 | 4.9 |
| 363     | Khandwa  | 24.3                    |       |                |                         | 80           | 3.4  | 22.8        | 5.6  |      |     |
| 364     | Rahuri   | 27.5                    |       |                |                         | 81           | 3.6  | 30.6        | 6.3  |      |     |
| 365     | Surat    | 27.4                    |       |                |                         | 81           | 4.6  | 27.9        | 6.0  |      |     |
| 366     | Talod    | 26.8                    |       |                |                         | 84           | 4.9  | 27.3        | 4.9  |      |     |
| 367     | North    | Bhatinda                |       |                | 25.1                    | 83           | 3.6  | 27.9        | 4.8  |      |     |
| 368     |          | Faridkot                |       |                | 23.5                    | 81           | 4.0  | 25.0        | 5.5  |      |     |

| Sr. No. | Code No.     | Entry Name     | Zone   | Location                          | UHML (mm)               | UI                      | Mic  | Str (g/tex) | E%   |      |     |
|---------|--------------|----------------|--------|-----------------------------------|-------------------------|-------------------------|------|-------------|------|------|-----|
| 369     |              |                |        | Hissar                            | 24.0                    | 82                      | 3.4  | 25.1        | 5.2  |      |     |
| 370     |              |                |        | Kanpur                            | 25.9                    | 85                      | 4.1  | 26.5        | 4.6  |      |     |
| 371     |              |                |        | Sirsa                             | 24.2                    | 83                      | 3.8  | 27.2        | 4.6  |      |     |
| 372     |              |                | South  | Arabhavi                          | 28.7                    | 82                      | 3.9  | 29.6        | 6.1  |      |     |
| 373     |              |                |        | Coimbatore                        | 28.6                    | 82                      | 3.5  | 28.2        | 5.9  |      |     |
| 374     |              |                |        | Guntur                            | 26.6                    | 84                      | 3.8  | 27.7        | 6.0  |      |     |
| 375     |              |                |        | Raichur                           | 29.0                    | 82                      | 3.5  | 29.0        | 6.2  |      |     |
| 376     |              |                |        | Srivilliputhur                    | 27.2                    | 84                      | 3.9  | 29.5        | 6.4  |      |     |
| 377     |              |                | 523    | QUALITY CHECK (F2164/SURAJ/SURAJ) | Central                 | Banswara                | 33.1 | 84          | 4.7  | 30.9 | 6.5 |
| 378     | Bhavanipatna | 33.2           |        |                                   |                         | 89                      | 5.1  | 36.0        | 5.0  |      |     |
| 379     | Junagadh     | 30.8           |        |                                   |                         | 86                      | 4.5  | 32.2        | 4.5  |      |     |
| 380     | Khandwa      | 30.4           |        |                                   |                         | 85                      | 3.2  | 31.0        | 5.4  |      |     |
| 381     | Rahuri       | 32.5           |        |                                   |                         | 84                      | 4.0  | 36.7        | 6.9  |      |     |
| 382     | Surat        | 30.7           |        |                                   |                         | 83                      | 5.1  | 28.1        | 5.5  |      |     |
| 383     | Talod        | 30.6           |        |                                   |                         | 84                      | 4.7  | 30.5        | 4.5  |      |     |
| 384     | North        | Bhatinda       |        |                                   |                         | 26.1                    | 83   | 4.0         | 29.1 | 4.9  |     |
| 385     |              | Faridkot       |        |                                   | 25.8                    | 83                      | 4.3  | 26.2        | 4.9  |      |     |
| 386     |              | Hissar         |        |                                   | 24.5                    | 80                      | 3.7  | 22.4        | 5.0  |      |     |
| 387     |              | Kanpur         |        |                                   | 26.4                    | 80                      | 4.1  | 24.3        | 4.2  |      |     |
| 388     | Sirsa        | 25.2           |        |                                   | 84                      | 4.1                     | 27.2 | 4.3         |      |      |     |
| 389     | South        | Arabhavi       |        |                                   | 32.9                    | 84                      | 4.9  | 34.8        | 6.5  |      |     |
| 390     |              | Coimbatore     |        |                                   | 31.4                    | 83                      | 4.3  | 29.7        | 6.2  |      |     |
| 391     |              | Guntur         |        |                                   | 30.3                    | 86                      | 4.6  | 32.5        | 5.3  |      |     |
| 392     |              | Raichur        |        |                                   | 33.8                    | 84                      | 4.8  | 34.7        | 6.7  |      |     |
| 393     |              | Srivilliputhur |        |                                   | 31.2                    | 86                      | 4.1  | 33.5        | 5.7  |      |     |
| 394     | 524          | RAH 1271       |        |                                   | Central                 | Banswara                | 27.9 | 81          | 4.8  | 26.7 | 5.7 |
| 395     |              |                |        |                                   |                         | Bhavanipatna            | 31.7 | 87          | 5.5  | 34.5 | 5.1 |
| 396     |              |                |        |                                   |                         | Junagadh                | 27.3 | 81          | 4.2  | 28.4 | 4.6 |
| 397     |              |                |        |                                   |                         | Khandwa                 | 25.0 | 82          | 3.6  | 26.6 | 5.1 |
| 398     |              |                | Rahuri | 26.4                              |                         | 81                      | 5.0  | 29.2        | 6.3  |      |     |
| 399     |              |                | Surat  | 26.8                              |                         | 81                      | 5.1  | 27.5        | 5.3  |      |     |
| 400     |              |                | Talod  | 28.5                              |                         | 84                      | 5.1  | 33.2        | 4.9  |      |     |
| 401     |              |                | North  | Bhatinda                          |                         | Sample is not available |      |             |      |      |     |
| 402     |              |                |        | Faridkot                          | 23.0                    | 81                      | 4.7  | 29.1        | 5.3  |      |     |
| 403     |              |                |        | Hissar                            | 24.7                    | 79                      | 3.9  | 27.4        | 5.4  |      |     |
| 404     |              |                |        | Kanpur                            | 27.5                    | 81                      | 5.5  | 28.3        | 4.3  |      |     |
| 405     |              |                |        | Sirsa                             | 23.4                    | 82                      | 4.3  | 30.3        | 4.6  |      |     |
| 406     |              |                | South  | Arabhavi                          | 27.8                    | 81                      | 5.1  | 30.1        | 6.2  |      |     |
| 407     |              |                |        | Coimbatore                        | 27.5                    | 81                      | 5.0  | 29.2        | 6.0  |      |     |
| 408     |              |                |        | Guntur                            | 30.0                    | 79                      | 4.6  | 34.0        | 5.7  |      |     |
| 409     |              |                |        | Raichur                           | 27.3                    | 81                      | 5.1  | 30.9        | 6.3  |      |     |
| 410     |              |                |        | Srivilliputhur                    | 26.3                    | 81                      | 3.8  | 32.2        | 6.0  |      |     |
| 411     |              |                | 525    | CPD-1502                          | Central                 | Banswara                | 30.4 | 83          | 3.9  | 24.1 | 5.8 |
| 412     |              |                |        |                                   |                         | Bhavanipatna            | 31.4 | 86          | 5.6  | 34.5 | 4.9 |
| 413     |              |                |        |                                   |                         | Junagadh                | 28.5 | 84          | 4.9  | 26.8 | 4.4 |
| 414     |              |                |        |                                   |                         | Khandwa                 | 28.5 | 84          | 3.4  | 27.1 | 4.9 |
| 415     | Rahuri       | 29.7           |        |                                   |                         | 82                      | 5.1  | 26.3        | 5.7  |      |     |
| 416     | Surat        | 29.3           |        |                                   |                         | 82                      | 5.1  | 26.3        | 5.6  |      |     |
| 417     | Talod        | 30.5           |        |                                   |                         | 85                      | 5.1  | 30.8        | 4.8  |      |     |
| 418     | North        | Bhatinda       |        |                                   |                         | Sample is not available |      |             |      |      |     |
| 419     |              | Faridkot       |        |                                   | 26.3                    | 80                      | 4.1  | 27.3        | 5.2  |      |     |
| 420     |              | Hissar         |        |                                   | Sample is not available |                         |      |             |      |      |     |
| 421     |              | Kanpur         |        |                                   | 27.4                    | 83                      | 4.9  | 25.8        | 4.3  |      |     |

| Sr. No. | Code No.     | Entry Name     | Zone                    | Location       | UHML (mm)   | UI                      | Mic         | Str (g/tex) | E%         |             |            |
|---------|--------------|----------------|-------------------------|----------------|-------------|-------------------------|-------------|-------------|------------|-------------|------------|
| 422     |              |                | South                   | Sirsa          | 26.3        | 78                      | 3.2         | 28.2        | 4.7        |             |            |
| 423     |              |                |                         | Arabhavi       | 32.3        | 84                      | 5.1         | 30.5        | 6.1        |             |            |
| 424     |              |                |                         | Coimbatore     | 29.2        | 82                      | 3.9         | 26.9        | 6.0        |             |            |
| 425     |              |                |                         | Guntur         | 29.3        | 83                      | 4.5         | 31.7        | 5.5        |             |            |
| 426     |              |                |                         | Raichur        | 34.1        | 84                      | 4.5         | 31.0        | 6.0        |             |            |
| 427     |              |                |                         | Srivilliputhur | 30.9        | 80                      | 3.5         | 28.7        | 5.4        |             |            |
| 428     |              |                |                         | 526            | TCH 1716    | Central                 | Banswara    | 34.0        | 84         | 4.0         | 29.1       |
| 429     | Bhavanipatna | 34.6           | 87                      |                |             |                         | 4.8         | 34.3        | 4.7        |             |            |
| 430     | Junagadh     | 31.9           | 85                      |                |             |                         | 4.3         | 29.6        | 4.2        |             |            |
| 431     | Khandwa      | 29.7           | 80                      |                |             |                         | 2.7         | 23.2        | 5.0        |             |            |
| 432     | Rahuri       | 32.4           | 84                      |                |             |                         | 3.6         | 30.5        | 6.0        |             |            |
| 433     | Surat        | 31.3           | 83                      |                |             |                         | 3.9         | 25.0        | 5.6        |             |            |
| 434     | Talod        | 34.5           | 86                      |                |             |                         | 3.7         | 31.0        | 4.6        |             |            |
| 435     | North        | Bhatinda       | Sample is not available |                |             |                         |             |             |            |             |            |
| 436     |              | Faridkot       | Sample is not available |                |             |                         |             |             |            |             |            |
| 437     |              | Hissar         | 23.9                    |                |             | 81                      | 4.6         | 25.4        | 5.0        |             |            |
| 438     |              | Kanpur         | 33.5                    |                |             | 83                      | 4.1         | 28.1        | 4.3        |             |            |
| 439     |              | Sirsa          | 27.6                    |                |             | 81                      | 3.1         | 28.7        | 4.8        |             |            |
| 440     | South        | Arabhavi       | 35.6                    |                |             | 86                      | 4.3         | 34.5        | 6.3        |             |            |
| 441     |              | Coimbatore     | 33.5                    |                |             | 84                      | 3.8         | 31.9        | 5.7        |             |            |
| 442     |              | Guntur         | 32.5                    |                |             | 84                      | 3.5         | 32.4        | 5.1        |             |            |
| 443     |              | Raichur        | 35.5                    |                |             | 85                      | 3.8         | 33.2        | 5.7        |             |            |
| 444     |              | Srivilliputhur | 33.2                    |                |             | 85                      | 3.1         | 30.1        | 5.2        |             |            |
| 445     | 527          | CCH 15-1       | Central                 |                |             | <b>Banswara</b>         | <b>32.2</b> | <b>84</b>   | <b>4.7</b> | <b>27.9</b> | <b>6.2</b> |
| 446     |              |                |                         |                |             | <b>Bhavanipatna</b>     | <b>33.3</b> | <b>89</b>   | <b>4.6</b> | <b>40.9</b> | <b>6.1</b> |
| 447     |              |                |                         |                |             | <b>Junagadh</b>         | <b>32.0</b> | <b>85</b>   | <b>4.8</b> | <b>31.3</b> | <b>4.5</b> |
| 448     |              |                |                         |                |             | <b>Khandwa</b>          | <b>28.8</b> | <b>83</b>   | <b>3.2</b> | <b>30.1</b> | <b>5.2</b> |
| 449     |              |                |                         | <b>Rahuri</b>  | <b>32.6</b> | <b>84</b>               | <b>3.9</b>  | <b>37.1</b> | <b>6.7</b> |             |            |
| 450     |              |                |                         | <b>Surat</b>   | <b>31.2</b> | <b>83</b>               | <b>5.1</b>  | <b>28.7</b> | <b>5.9</b> |             |            |
| 451     |              |                |                         | <b>Talod</b>   | <b>33.3</b> | <b>86</b>               | <b>5.1</b>  | <b>33.3</b> | <b>5.0</b> |             |            |
| 452     |              |                |                         | North          | Bhatinda    | Sample is not available |             |             |            |             |            |
| 453     |              |                | Faridkot                |                | 27.8        | 84                      | 3.5         | 33.2        | 5.2        |             |            |
| 454     |              |                | Hissar                  |                | 25.5        | 81                      | 3.6         | 27.4        | 5.4        |             |            |
| 455     |              |                | Kanpur                  |                | 28.5        | 84                      | 4.4         | 29.4        | 4.9        |             |            |
| 456     |              |                | Sirsa                   |                | 26.6        | 81                      | 3.3         | 32.9        | 4.8        |             |            |
| 457     |              |                | South                   | Arabhavi       | 34.5        | 84                      | 4.1         | 38.6        | 6.6        |             |            |
| 458     |              |                |                         | Coimbatore     | 32.4        | 84                      | 3.5         | 35.8        | 6.4        |             |            |
| 459     |              |                |                         | Guntur         | 31.9        | 87                      | 3.3         | 33.8        | 5.8        |             |            |
| 460     |              |                |                         | Raichur        | 32.7        | 84                      | 3.2         | 38.0        | 6.5        |             |            |
| 461     |              |                |                         | Srivilliputhur | 30.4        | 84                      | 3.2         | 33.1        | 6.1        |             |            |
| 462     |              |                | 528                     | HS 296         | Central     | Banswara                | 25.5        | 80          | 5.1        | 26.4        | 5.9        |
| 463     |              |                |                         |                |             | Bhavanipatna            | 27.9        | 84          | 5.8        | 33.6        | 5.1        |
| 464     |              |                |                         |                |             | Junagadh                | 24.5        | 81          | 5.4        | 26.8        | 4.4        |
| 465     |              |                |                         |                |             | Khandwa                 | 24.2        | 82          | 3.3        | 25.9        | 5.4        |
| 466     | Rahuri       | 25.5           |                         |                |             | 80                      | 4.6         | 27.7        | 5.9        |             |            |
| 467     | Surat        | 25.4           |                         |                |             | 80                      | 5.1         | 26.8        | 5.8        |             |            |
| 468     | Talod        | 26.8           |                         |                |             | 83                      | 5.1         | 28.5        | 4.9        |             |            |
| 469     | North        | Bhatinda       |                         |                |             | 22.9                    | 80          | 5.3         | 27.4       | 4.8         |            |
| 470     |              | Faridkot       |                         |                | 20.4        | 79                      | 5.3         | 24.9        | 4.8        |             |            |
| 471     |              | Hissar         |                         |                | 21.6        | 78                      | 5.0         | 25.1        | 4.9        |             |            |
| 472     |              | Kanpur         |                         |                | 24.5        | 80                      | 5.6         | 25.4        | 4.5        |             |            |
| 473     |              | Sirsa          |                         |                | 22.2        | 80                      | 4.7         | 26.4        | 4.6        |             |            |
| 474     | South        | Arabhavi       |                         |                | 27.1        | 81                      | 4.8         | 29.4        | 6.2        |             |            |



| Sr. No. | Code No. | Entry Name | Zone | Location       | UHML (mm)               | UI | Mic | Str (g/tex) | E%  |
|---------|----------|------------|------|----------------|-------------------------|----|-----|-------------|-----|
| 475     |          |            |      | Coimbatore     | 25.7                    | 80 | 4.8 | 27.1        | 5.8 |
| 476     |          |            |      | Guntur         | 24.2                    | 82 | 5.0 | 27.0        | 6.5 |
| 477     |          |            |      | Raichur        | 28.8                    | 82 | 5.1 | 29.9        | 6.3 |
| 478     |          |            |      | Srivilliputhur | 26.3                    | 83 | 4.6 | 27.9        | 5.5 |
| 479     |          |            |      | Banswara       | 26.8                    | 81 | 4.8 | 25.5        | 5.5 |
| 480     |          |            |      | Bhavanipatna   | 27.6                    | 82 | 6.2 | 31.5        | 5.1 |
| 481     |          |            |      | Junagadh       | 25.0                    | 83 | 4.9 | 25.8        | 4.1 |
| 482     |          |            |      | Khandwa        | 25.8                    | 83 | 4.1 | 25.5        | 4.7 |
| 483     |          |            |      | Rahuri         | 26.1                    | 80 | 4.2 | 27.1        | 5.9 |
| 484     |          |            |      | Surat          | 26.1                    | 80 | 5.4 | 24.8        | 5.2 |
| 485     |          |            |      | Talod          | 26.3                    | 84 | 4.2 | 28.4        | 4.2 |
| 486     |          |            |      | Bhatinda       | Sample is not available |    |     |             |     |
| 487     |          |            |      | Faridkot       | 21.6                    | 80 | 4.4 | 23.7        | 4.8 |
| 488     |          |            |      | Hissar         | 22.7                    | 80 | 4.5 | 23.4        | 4.8 |
| 489     |          |            |      | Kanpur         | 26.2                    | 80 | 5.4 | 22.7        | 4.4 |
| 490     |          |            |      | Sirsa          | 22.3                    | 80 | 4.5 | 24.9        | 4.2 |
| 491     |          |            |      | Arabhavi       | 26.5                    | 81 | 4.8 | 27.3        | 5.7 |
| 492     |          |            |      | Coimbatore     | 25.6                    | 80 | 4.1 | 26.9        | 5.7 |
| 493     |          |            |      | Guntur         | 26.2                    | 84 | 4.6 | 28.0        | 5.4 |
| 494     |          |            |      | Raichur        | 28.0                    | 81 | 4.0 | 29.6        | 5.6 |
| 495     |          |            |      | Srivilliputhur | 27.0                    | 81 | 3.6 | 27.4        | 5.5 |
| 496     |          |            |      | Banswara       | 29.1                    | 82 | 5.0 | 24.1        | 5.6 |
| 497     |          |            |      | Bhavanipatna   | 32.9                    | 86 | 5.1 | 36.5        | 4.9 |
| 498     |          |            |      | Junagadh       | 28.0                    | 83 | 4.2 | 25.3        | 4.3 |
| 499     |          |            |      | Khandwa        | 28.7                    | 83 | 3.1 | 26.7        | 5.1 |
| 500     |          |            |      | Rahuri         | 26.5                    | 81 | 4.4 | 27.9        | 5.9 |
| 501     |          |            |      | Surat          | 32.0                    | 83 | 4.1 | 26.8        | 5.3 |
| 502     |          |            |      | Talod          | 28.4                    | 85 | 4.9 | 28.2        | 4.8 |
| 503     |          |            |      | Bhatinda       | Sample is not available |    |     |             |     |
| 504     |          |            |      | Faridkot       | 23.6                    | 80 | 4.0 | 25.2        | 4.8 |
| 505     |          |            |      | Hissar         | Sample is not available |    |     |             |     |
| 506     |          |            |      | Kanpur         | 27.6                    | 82 | 4.7 | 28.3        | 4.6 |
| 507     |          |            |      | Sirsa          | 24.4                    | 82 | 3.4 | 23.7        | 4.5 |
| 508     |          |            |      | Arabhavi       | 31.4                    | 83 | 4.7 | 28.8        | 6.1 |
| 509     |          |            |      | Coimbatore     | 30.9                    | 83 | 4.3 | 29.8        | 6.0 |
| 510     |          |            |      | Guntur         | 29.9                    | 84 | 4.0 | 28.1        | 5.6 |
| 511     |          |            |      | Raichur        | 29.3                    | 82 | 4.2 | 28.0        | 6.2 |
| 512     |          |            |      | Srivilliputhur | 29.1                    | 85 | 3.6 | 29.4        | 5.7 |
| 513     |          |            |      | Banswara       | 29.5                    | 82 | 3.5 | 24.0        | 5.8 |
| 514     |          |            |      | Bhavanipatna   | 28.9                    | 84 | 4.9 | 30.4        | 4.9 |
| 515     |          |            |      | Junagadh       | 27.7                    | 83 | 4.3 | 26.8        | 4.4 |
| 516     |          |            |      | Khandwa        | 25.7                    | 83 | 3.4 | 24.8        | 5.4 |
| 517     |          |            |      | Rahuri         | 29.1                    | 82 | 3.1 | 30.3        | 5.9 |
| 518     |          |            |      | Surat          | 28.5                    | 82 | 3.9 | 25.7        | 5.1 |
| 519     |          |            |      | Talod          | 29.5                    | 84 | 3.7 | 28.0        | 4.9 |
| 520     |          |            |      | Bhatinda       | Sample is not available |    |     |             |     |
| 521     |          |            |      | Faridkot       | 24.3                    | 81 | 3.7 | 23.7        | 5.1 |
| 522     |          |            |      | Hissar         | 24.7                    | 81 | 3.5 | 24.6        | 5.0 |
| 523     |          |            |      | Kanpur         | 27.5                    | 83 | 4.0 | 26.6        | 4.6 |
| 524     |          |            |      | Sirsa          | 24.6                    | 80 | 3.7 | 25.2        | 4.4 |
| 525     |          |            |      | Arabhavi       | 28.6                    | 82 | 4.2 | 27.8        | 5.7 |
| 526     |          |            |      | Coimbatore     | 26.8                    | 81 | 3.3 | 27.8        | 5.8 |
| 527     |          |            |      | Guntur         | 29.8                    | 84 | 5.4 | 29.4        | 5.9 |

| Sr. No. | Code No.     | Entry Name | Zone           | Location       | UHML (mm) | UI                      | Mic                     | Str (g/tex)             | E%   |      |      |     |
|---------|--------------|------------|----------------|----------------|-----------|-------------------------|-------------------------|-------------------------|------|------|------|-----|
| 528     |              |            |                | Raichur        | 30.8      | 83                      | 3.6                     | 28.0                    | 5.5  |      |      |     |
| 529     |              |            |                | Srivilliputhur | 28.6      | 81                      | 3.6                     | 28.3                    | 5.7  |      |      |     |
| 530     | 532          | BGDS 1033  | Central        | Banswara       | 27.6      | 81                      | 5.0                     | 25.8                    | 5.7  |      |      |     |
| 531     |              |            |                | Bhavanipatna   | 28.9      | 87                      | 5.4                     | 37.3                    | 5.5  |      |      |     |
| 532     |              |            |                | Junagadh       | 26.1      | 83                      | 4.7                     | 26.6                    | 4.2  |      |      |     |
| 533     |              |            |                | Khandwa        | 26.8      | 84                      | 4.2                     | 27.9                    | 5.0  |      |      |     |
| 534     |              |            |                | Rahuri         | 27.4      | 81                      | 4.5                     | 28.5                    | 6.1  |      |      |     |
| 535     |              |            |                | Surat          | 27.5      | 81                      | 5.1                     | 27.1                    | 5.8  |      |      |     |
| 536     |              |            |                | Talod          | 29.6      | 85                      | 4.8                     | 32.3                    | 4.8  |      |      |     |
| 537     |              |            |                | North          | Bhatinda  | Sample is not available |                         |                         |      |      |      |     |
| 538     |              |            |                |                | Faridkot  | 23.0                    | 82                      | 4.2                     | 26.4 | 5.3  |      |     |
| 539     |              |            | Hissar         |                | 21.8      | 79                      | 3.9                     | 23.3                    | 5.1  |      |      |     |
| 540     |              |            | South          |                |           | Kanpur                  | 26.9                    | 84                      | 4.7  | 27.3 | 4.5  |     |
| 541     |              |            |                |                |           | Sirsa                   | 23.4                    | 82                      | 3.6  | 25.8 | 4.7  |     |
| 542     |              |            |                |                |           | Arabhavi                | 32.1                    | 83                      | 4.8  | 29.3 | 6.1  |     |
| 543     |              |            |                |                |           | Coimbatore              | 31.7                    | 83                      | 4.4  | 28.3 | 5.9  |     |
| 544     |              |            |                |                |           | Guntur                  | 28.2                    | 84                      | 3.9  | 31.6 | 5.3  |     |
| 545     |              |            |                |                |           | Raichur                 | 29.5                    | 82                      | 4.4  | 28.5 | 5.9  |     |
| 546     |              |            | Srivilliputhur | 28.2           | 83        | 2.9                     | 32.0                    | 6.1                     |      |      |      |     |
| 547     |              |            | 533            | GJHV-519       | Central   | Banswara                | 29.2                    | 82                      | 4.7  | 26.0 | 6.0  |     |
| 548     | Bhavanipatna | 28.7       |                |                |           | 85                      | 5.2                     | 33.2                    | 5.2  |      |      |     |
| 549     | Junagadh     | 27.3       |                |                |           | 82                      | 4.6                     | 27.1                    | 4.7  |      |      |     |
| 550     | Khandwa      | 25.9       |                |                |           | 81                      | 3.3                     | 24.9                    | 5.7  |      |      |     |
| 551     | Rahuri       | 28.4       |                |                |           | 82                      | 4.2                     | 27.7                    | 6.2  |      |      |     |
| 552     | Surat        | 29.2       |                |                |           | 82                      | 4.7                     | 24.3                    | 5.5  |      |      |     |
| 553     | Talod        | 28.6       |                |                |           | 84                      | 4.8                     | 27.7                    | 4.9  |      |      |     |
| 554     | North        |            |                |                |           |                         | Bhatinda                | Sample is not available |      |      |      |     |
| 555     |              |            |                |                | Faridkot  |                         | 25.1                    | 81                      | 3.5  | 24.8 | 5.9  |     |
| 556     |              |            |                |                | Hissar    |                         | Sample is not available |                         |      |      |      |     |
| 557     |              |            |                |                | Kanpur    |                         | 28.5                    | 84                      | 4.9  | 27.1 | 4.5  |     |
| 558     | South        |            |                |                |           | Sirsa                   | 23.0                    | 80                      | 4.3  | 25.8 | 4.8  |     |
| 559     |              |            |                |                |           | Arabhavi                | 31.2                    | 83                      | 5.1  | 32.7 | 6.4  |     |
| 560     |              |            |                |                |           | Coimbatore              | 28.8                    | 82                      | 3.8  | 28.3 | 6.0  |     |
| 561     |              |            |                |                |           | Guntur                  | 28.6                    | 84                      | 4.0  | 30.0 | 5.9  |     |
| 562     |              |            |                |                |           | Raichur                 | 31.9                    | 83                      | 3.7  | 32.3 | 6.0  |     |
| 563     |              |            |                |                |           | Srivilliputhur          | 29.7                    | 82                      | 3.3  | 27.1 | 5.8  |     |
| 564     | 534          | RS 2797    |                |                | Central   | Banswara                | 26.2                    | 80                      | 4.9  | 26.8 | 6.1  |     |
| 565     |              |            | Bhavanipatna   | 27.9           |           | 86                      | 5.0                     | 32.2                    | 4.8  |      |      |     |
| 566     |              |            | Junagadh       | 26.3           |           | 82                      | 5.1                     | 26.0                    | 4.2  |      |      |     |
| 567     |              |            | Khandwa        | 27.0           |           | 80                      | 4.1                     | 27.5                    | 4.7  |      |      |     |
| 568     |              |            | Rahuri         | 27.2           |           | 81                      | 3.7                     | 30.4                    | 6.1  |      |      |     |
| 569     |              |            | Surat          | 26.0           |           | 80                      | 5.3                     | 26.2                    | 5.6  |      |      |     |
| 570     |              |            | Talod          | 27.9           |           | 84                      | 4.9                     | 31.0                    | 4.5  |      |      |     |
| 571     |              |            | North          |                |           |                         | Bhatinda                | 23.3                    | 83   | 3.6  | 27.1 | 4.8 |
| 572     |              |            |                |                | Faridkot  |                         | 23.7                    | 82                      | 4.0  | 23.7 | 5.1  |     |
| 573     |              |            |                |                | Hissar    |                         | 25.3                    | 81                      | 3.6  | 27.8 | 5.0  |     |
| 574     |              |            |                |                | Kanpur    |                         | 25.3                    | 81                      | 4.7  | 25.6 | 4.3  |     |
| 575     |              |            |                |                | Sirsa     |                         | 22.9                    | 82                      | 4.3  | 28.5 | 4.4  |     |
| 576     |              |            | South          |                |           | Arabhavi                | 27.8                    | 81                      | 4.8  | 29.9 | 6.0  |     |
| 577     |              |            |                |                |           | Coimbatore              | 27.7                    | 81                      | 3.9  | 32.3 | 6.1  |     |
| 578     |              |            |                |                |           | Guntur                  | 27.3                    | 84                      | 3.9  | 30.6 | 5.3  |     |
| 579     |              |            |                |                |           | Raichur                 | 30.4                    | 83                      | 3.8  | 30.0 | 6.1  |     |
| 580     |              |            |                |                |           | Srivilliputhur          | 27.7                    | 82                      | 3.7  | 29.4 | 5.7  |     |

| Sr. No. | Code No.       | Entry Name              | Zone           | Location     | UHML (mm)               | UI           | Mic  | Str (g/tex) | E%  |      |     |
|---------|----------------|-------------------------|----------------|--------------|-------------------------|--------------|------|-------------|-----|------|-----|
| 581     | 535            | TCH 1824                | Central        | Banswara     | 31.9                    | 83           | 3.7  | 24.1        | 5.4 |      |     |
| 582     |                |                         |                | Bhavanipatna | 32.0                    | 84           | 4.4  | 32.0        | 4.9 |      |     |
| 583     |                |                         |                | Junagadh     | 31.4                    | 86           | 4.0  | 28.2        | 4.7 |      |     |
| 584     |                |                         |                | Khandwa      | 29.7                    | 82           | 2.6  | 25.8        | 5.0 |      |     |
| 585     |                |                         |                | Rahuri       | 31.1                    | 83           | 3.6  | 26.6        | 5.7 |      |     |
| 586     |                |                         |                | Surat        | 30.0                    | 83           | 3.8  | 23.9        | 5.4 |      |     |
| 587     |                |                         |                | Talod        | 31.7                    | 85           | 4.3  | 27.3        | 4.1 |      |     |
| 588     |                |                         | North          | Bhatinda     | Sample is not available |              |      |             |     |      |     |
| 589     |                |                         |                | Faridkot     | Sample is not available |              |      |             |     |      |     |
| 590     |                |                         |                | Hissar       | Sample is not available |              |      |             |     |      |     |
| 591     |                |                         | South          | Kanpur       | 29.0                    | 81           | 3.8  | 25.7        | 4.1 |      |     |
| 592     |                |                         |                | Sirsa        | 25.3                    | 81           | 3.1  | 25.7        | 4.4 |      |     |
| 593     |                |                         |                | Arabhazi     | 33.3                    | 84           | 4.1  | 30.9        | 5.8 |      |     |
| 594     |                |                         |                | Coimbatore   | 32.6                    | 84           | 3.8  | 30.2        | 5.5 |      |     |
| 595     |                |                         |                | Guntur       | 32.4                    | 86           | 4.0  | 32.9        | 5.0 |      |     |
| 596     |                |                         |                | Raichur      | 32.4                    | 84           | 3.7  | 28.1        | 5.2 |      |     |
| 597     |                |                         | Srivilliputhur | 32.5         | 84                      | 3.2          | 29.3 | 5.1         |     |      |     |
| 598     |                |                         | 536            | L-799        | Central                 | Banswara     | 26.9 | 81          | 5.0 | 26.8 | 5.6 |
| 599     |                |                         |                |              |                         | Bhavanipatna | 30.2 | 84          | 5.0 | 31.4 | 4.7 |
| 600     | Junagadh       | 29.8                    |                |              |                         | 84           | 4.3  | 28.9        | 4.9 |      |     |
| 601     | Khandwa        | Sample is not available |                |              |                         |              |      |             |     |      |     |
| 602     | Rahuri         | 27.7                    |                |              |                         | 81           | 3.8  | 29.8        | 6.1 |      |     |
| 603     | Surat          | 28.6                    |                |              |                         | 82           | 5.1  | 26.5        | 5.6 |      |     |
| 604     | Talod          | 28.2                    |                |              |                         | 83           | 4.9  | 29.7        | 4.5 |      |     |
| 605     | North          | Bhatinda                |                |              | Sample is not available |              |      |             |     |      |     |
| 606     |                | Faridkot                |                |              | Sample is not available |              |      |             |     |      |     |
| 607     |                | Hissar                  |                |              | Sample is not available |              |      |             |     |      |     |
| 608     |                | Kanpur                  |                |              | 26.9                    | 83           | 4.5  | 26.6        | 4.3 |      |     |
| 609     |                | Sirsa                   |                |              | Sample is not available |              |      |             |     |      |     |
| 610     | South          | Arabhazi                |                |              | 28.9                    | 82           | 4.7  | 27.4        | 5.7 |      |     |
| 611     |                | Coimbatore              |                |              | Sample is not available |              |      |             |     |      |     |
| 612     |                | Guntur                  |                |              | Sample is not available |              |      |             |     |      |     |
| 613     |                | Raichur                 |                |              | 30.5                    | 83           | 4.1  | 27.2        | 5.9 |      |     |
| 614     | Srivilliputhur | 26.8                    |                |              | 82                      | 3.7          | 28.6 | 5.0         |     |      |     |
| 615     | 537            | RB-1061                 |                |              | Central                 | Banswara     | 25.4 | 80          | 5.1 | 25.2 | 5.7 |
| 616     |                |                         |                |              |                         | Bhavanipatna | 27.9 | 85          | 5.7 | 30.7 | 4.9 |
| 617     |                |                         | Junagadh       | 26.3         |                         | 83           | 5.2  | 27.6        | 4.3 |      |     |
| 618     |                |                         | Khandwa        | 26.6         |                         | 82           | 3.6  | 24.9        | 5.2 |      |     |
| 619     |                |                         | Rahuri         | 25.5         |                         | 80           | 4.8  | 26.9        | 6.0 |      |     |
| 620     |                |                         | Surat          | 26.8         |                         | 81           | 5.2  | 26.9        | 6.0 |      |     |
| 621     |                |                         | Talod          | 27.4         |                         | 82           | 5.4  | 28.3        | 4.4 |      |     |
| 622     |                |                         | North          | Bhatinda     | Sample is not available |              |      |             |     |      |     |
| 623     |                |                         |                | Faridkot     | 21.9                    | 80           | 4.6  | 24.4        | 4.7 |      |     |
| 624     |                |                         |                | Hissar       | Sample is not available |              |      |             |     |      |     |
| 625     |                |                         |                | Kanpur       | 24.5                    | 81           | 5.0  | 24.7        | 4.3 |      |     |
| 626     |                |                         |                | Sirsa        | 20.8                    | 78           | 4.5  | 26.0        | 4.8 |      |     |
| 627     |                |                         | South          | Arabhazi     | 27.9                    | 81           | 5.1  | 29.2        | 6.0 |      |     |
| 628     |                |                         |                | Coimbatore   | 26.8                    | 81           | 3.8  | 28.7        | 6.0 |      |     |
| 629     |                |                         |                | Guntur       | 28.2                    | 85           | 3.8  | 30.7        | 5.6 |      |     |
| 630     |                |                         |                | Raichur      | 29.6                    | 82           | 4.3  | 27.7        | 6.2 |      |     |
| 631     | Srivilliputhur | 27.7                    | 84             | 3.4          | 20.7                    | 6.1          |      |             |     |      |     |
| 632     | 538            | CCH 15-2                | Central        | Banswara     | 29.7                    | 82           | 4.6  | 25.7        | 5.8 |      |     |
| 633     |                |                         |                | Bhavanipatna | 29.1                    | 84           | 5.0  | 30.5        | 5.0 |      |     |

| Sr. No. | Code No. | Entry Name     | Zone  | Location | UHML (mm)               | UI  | Mic  | Str (g/tex) | E%  |
|---------|----------|----------------|-------|----------|-------------------------|-----|------|-------------|-----|
| 634     |          |                |       | Junagadh | 26.9                    | 84  | 4.9  | 28.0        | 4.4 |
| 635     |          |                |       | Khandwa  | 28.9                    | 84  | 4.8  | 27.8        | 4.4 |
| 636     |          |                |       | Rahuri   | 27.5                    | 81  | 3.8  | 29.3        | 6.0 |
| 637     |          |                |       | Surat    | 28.7                    | 82  | 5.1  | 26.8        | 5.7 |
| 638     |          |                |       | Talod    | 28.6                    | 85  | 5.2  | 32.0        | 4.8 |
| 639     |          |                |       | Bhatinda | Sample is not available |     |      |             |     |
| 640     |          |                | North | Faridkot | 24.1                    | 81  | 4.0  | 27.9        | 5.1 |
| 641     |          | Hissar         |       | 23.8     | 80                      | 3.2 | 26.9 | 5.1         |     |
| 642     |          | Kanpur         |       | 26.8     | 83                      | 5.1 | 26.2 | 4.3         |     |
| 643     |          | Sirsa          |       | 22.6     | 81                      | 4.1 | 24.9 | 4.6         |     |
| 644     |          |                | South | Arabhazi | 29.1                    | 82  | 5.1  | 28.7        | 6.2 |
| 645     |          | Coimbatore     |       | 28.5     | 82                      | 4.0 | 29.3 | 5.9         |     |
| 646     |          | Guntur         |       | 29.5     | 84                      | 5.0 | 33.8 | 5.1         |     |
| 647     |          | Raichur        |       | 30.4     | 83                      | 4.4 | 29.0 | 5.9         |     |
| 648     |          | Srivilliputhur |       | 29.0     | 82                      | 3.7 | 32.3 | 6.2         |     |

Bro2b –IET – G.hirsutum (Rainfed)

| Sr. No. | Code No. | Entry Name            | Zone    | Location   | UHML (mm) | UI | Mic | Str (g/tex) | E%   |
|---------|----------|-----------------------|---------|------------|-----------|----|-----|-------------|------|
| 1       | 551      | RAH 1271              | Central | Akola      | 25.9      | 84 | 5.8 | 32.4        | 5.8  |
| 2       |          |                       |         | Banswara   | 26.8      | 81 | 5.0 | 27.5        | 6.3  |
| 3       |          |                       |         | Bharuch    | 27.3      | 81 | 5.1 | 29.3        | 6.0  |
| 4       |          |                       |         | Indore     | 25.1      | 81 | 3.2 | 24.1        | 5.6  |
| 5       |          |                       |         | Nagpur     | 26.8      | 81 | 4.3 | 28.3        | 5.8  |
| 6       |          |                       |         | Nanded     | 25.0      | 82 | 4.9 | 28.7        | 5.6  |
| 7       |          |                       | South   | Dharwad    | 28.1      | 83 | 5.0 | 28.5        | 5.2  |
| 8       |          |                       |         | Kovilpatti | 26.9      | 84 | 4.9 | 29.5        | 6.3  |
| 9       |          |                       |         | Nandyal    | 24.4      | 83 | 4.2 | 26.2        | >7.0 |
| 10      |          |                       |         | Perambalur | 27.0      | 86 | 4.9 | 29.5        | 6.2  |
| 11      | 552      | CNH07-16              | Central | Akola      | 27.7      | 82 | 4.3 | 27.9        | 5.5  |
| 12      |          |                       |         | Banswara   | 27.3      | 81 | 4.7 | 26.4        | 6.0  |
| 13      |          |                       |         | Bharuch    | 26.9      | 81 | 5.1 | 28.1        | 6.1  |
| 14      |          |                       |         | Indore     | 23.1      | 80 | 2.5 | 21.3        | 5.5  |
| 15      |          |                       |         | Nagpur     | 27.8      | 81 | 3.7 | 27.9        | 5.7  |
| 16      |          |                       |         | Nanded     | 25.9      | 81 | 3.7 | 26.2        | 5.8  |
| 17      |          |                       | South   | Dharwad    | 29.2      | 83 | 4.1 | 26.4        | 6.1  |
| 18      |          |                       |         | Kovilpatti | 28.4      | 85 | 3.0 | 31.5        | 6.3  |
| 19      |          |                       |         | Nandyal    | 25.8      | 81 | 3.8 | 26.7        | >7.0 |
| 20      |          |                       |         | Perambalur | 28.0      | 84 | 4.4 | 29.3        | 6.1  |
| 21      | 553      | AKH-09-5              | Central | Akola      | 29.3      | 84 | 4.3 | 27.8        | 5.5  |
| 22      |          |                       |         | Banswara   | 30.9      | 83 | 4.2 | 25.0        | 6.1  |
| 23      |          |                       |         | Bharuch    | 29.9      | 82 | 4.8 | 25.5        | 5.4  |
| 24      |          |                       |         | Indore     | 27.5      | 82 | 2.6 | 22.6        | 5.0  |
| 25      |          |                       |         | Nagpur     | 27.9      | 81 | 4.1 | 26.5        | 5.8  |
| 26      |          |                       |         | Nanded     | 27.4      | 83 | 4.1 | 25.5        | 5.0  |
| 27      |          |                       | South   | Dharwad    | 29.7      | 84 | 4.2 | 28.3        | 5.2  |
| 28      |          |                       |         | Kovilpatti | 30.1      | 85 | 2.8 | 32.9        | 6.2  |
| 29      |          |                       |         | Nandyal    | 27.6      | 81 | 3.9 | 29.2        | >7.0 |
| 30      |          |                       |         | Perambalur | 28.1      | 84 | 4.0 | 30.4        | 6.0  |
| 31      | 554      | BGDS 1033             | Central | Akola      | 26.7      | 83 | 4.3 | 31.2        | 5.7  |
| 32      |          |                       |         | Banswara   | 26.6      | 82 | 4.1 | 26.3        | 5.8  |
| 33      |          |                       |         | Bharuch    | 27.0      | 81 | 4.9 | 28.0        | 5.9  |
| 34      |          |                       |         | Indore     | 24.9      | 83 | 3.1 | 22.9        | 5.3  |
| 35      |          |                       |         | Nagpur     | 28.2      | 82 | 3.6 | 27.8        | 6.1  |
| 36      |          |                       |         | Nanded     | 26.0      | 82 | 4.6 | 28.3        | 5.6  |
| 37      |          |                       | South   | Dharwad    | 28.0      | 84 | 4.8 | 28.1        | 5.1  |
| 38      |          |                       |         | Kovilpatti | 27.5      | 84 | 4.7 | 29.6        | 6.1  |
| 39      |          |                       |         | Nandyal    | 24.8      | 84 | 4.1 | 26.3        | >7.0 |
| 40      |          |                       |         | Perambalur | 26.2      | 84 | 4.5 | 28.6        | 5.9  |
| 41      | 555      | CCH 15-3              | Central | Akola      | 28.7      | 84 | 3.8 | 32.5        | 5.7  |
| 42      |          |                       |         | Banswara   | 27.7      | 81 | 4.8 | 27.1        | 6.0  |
| 43      |          |                       |         | Bharuch    | 30.2      | 83 | 5.1 | 27.8        | 5.6  |
| 44      |          |                       |         | Indore     | 25.3      | 80 | 2.6 | 25.4        | 5.5  |
| 45      |          |                       |         | Nagpur     | 27.9      | 81 | 3.6 | 28.4        | 6.0  |
| 46      |          |                       |         | Nanded     | 25.3      | 82 | 4.1 | 30.8        | 5.6  |
| 47      |          |                       | South   | Dharwad    | 29.6      | 83 | 4.5 | 28.5        | 5.3  |
| 48      |          |                       |         | Kovilpatti | 28.4      | 87 | 4.3 | 30.5        | 6.2  |
| 49      |          |                       |         | Nandyal    | 26.0      | 81 | 3.9 | 28.2        | >7.0 |
| 50      |          |                       |         | Perambalur | 30.4      | 85 | 4.2 | 31.0        | 6.1  |
| 51      | 556      | Quality Check (Suraj) | Central | Akola      | 30.8      | 85 | 5.0 | 31.2        | 5.4  |

| Sr. No. | Code No. | Entry Name   | Zone    | Location   | UHML (mm) | UI    | Mic  | Str (g/tex) | E%   |
|---------|----------|--------------|---------|------------|-----------|-------|------|-------------|------|
| 52      |          |              |         | Banswara   | 32.3      | 84    | 4.2  | 30.7        | 6.8  |
| 53      |          |              |         | Bharuch    | 32.3      | 84    | 4.0  | 31.0        | 6.2  |
| 54      |          |              |         | Indore     | 26.8      | 80    | 2.5  | 26.0        | 5.2  |
| 55      |          |              |         | Nagpur     | 29.9      | 82    | 3.8  | 27.9        | 6.1  |
| 56      |          |              |         | Nanded     | 29.3      | 85    | 3.7  | 32.6        | 5.7  |
| 57      |          |              | South   | Dharwad    | 31.1      | 85    | 4.6  | 29.3        | 5.2  |
| 58      |          |              |         | Kovilpatti | 32.3      | 85    | 3.9  | 37.1        | 6.4  |
| 59      |          |              |         | Nandyal    | 28.1      | 81    | 4.0  | 28.3        | >7.0 |
| 60      |          |              |         | Perambalur | 33.5      | 86    | 5.0  | 33.0        | 6.2  |
| 61      |          |              | 557     | CNH 1123   | Central   | Akola | 28.1 | 84          | 3.7  |
| 62      | Banswara | 29.2         |         |            |           | 82    | 3.8  | 26.0        | 5.9  |
| 63      | Bharuch  | 30.5         |         |            |           | 83    | 3.8  | 28.0        | 5.6  |
| 64      | Indore   | 26.1         |         |            |           | 80    | 2.6  | 23.2        | 5.4  |
| 65      | Nagpur   | 27.9         |         |            |           | 81    | 3.7  | 27.3        | 5.6  |
| 66      | Nanded   | 25.8         |         |            |           | 81    | 3.9  | 25.3        | 5.6  |
| 67      | South    | Dharwad      |         |            | 29.2      | 82    | 4.2  | 27.1        | 5.1  |
| 68      |          | Kovilpatti   |         |            | 27.4      | 84    | 4.1  | 30.2        | 6.2  |
| 69      |          | Nandyal      |         |            | 26.5      | 81    | 3.6  | 26.2        | >7.0 |
| 70      |          | Perambalur   |         |            | 28.3      | 84    | 4.7  | 30.0        | 6.2  |
| 71      | 558      | CPD-1551     | Central | Akola      | 29.5      | 83    | 3.4  | 28.7        | 5.2  |
| 72      |          |              |         | Banswara   | 29.4      | 82    | 4.5  | 25.3        | 6.0  |
| 73      |          |              |         | Bharuch    | 30.6      | 83    | 3.9  | 27.9        | 5.9  |
| 74      |          |              |         | Indore     | 27.0      | 81    | 2.7  | 26.7        | 5.2  |
| 75      |          |              |         | Nagpur     | 28.4      | 82    | 3.1  | 28.9        | 5.8  |
| 76      |          |              |         | Nanded     | 27.0      | 83    | 3.8  | 28.7        | 5.3  |
| 77      |          |              | South   | Dharwad    | 29.8      | 84    | 4.2  | 27.4        | 5.2  |
| 78      |          |              |         | Kovilpatti | 27.5      | 83    | 4.5  | 30.2        | 6.2  |
| 79      |          |              |         | Nandyal    | 27.3      | 82    | 3.8  | 26.4        | >7.0 |
| 80      |          |              |         | Perambalur | 29.5      | 87    | 3.9  | 33.1        | 6.2  |
| 81      | 559      | ARBH 1551    | Central | Akola      | 25.4      | 83    | 4.1  | 27.8        | 5.2  |
| 82      |          |              |         | Banswara   | 26.0      | 80    | 4.2  | 25.9        | 6.0  |
| 83      |          |              |         | Bharuch    | 26.1      | 80    | 4.0  | 25.8        | 5.1  |
| 84      |          |              |         | Indore     | 24.0      | 79    | 2.8  | 25.9        | 5.4  |
| 85      |          |              |         | Nagpur     | 25.4      | 80    | 3.8  | 26.1        | 5.7  |
| 86      |          |              |         | Nanded     | 24.6      | 80    | 3.6  | 24.4        | 5.5  |
| 87      |          |              | South   | Dharwad    | 27.0      | 82    | 4.0  | 24.5        | 5.0  |
| 88      |          |              |         | Kovilpatti | 25.3      | 80    | 4.0  | 27.4        | 6.3  |
| 89      |          |              |         | Nandyal    | 23.2      | 80    | 3.1  | 21.5        | >7.0 |
| 90      |          |              |         | Perambalur | 27.0      | 83    | 3.7  | 28.6        | 6.1  |
| 91      | 560      | NDLH -2028-2 | Central | Akola      | 32.1      | 86    | 4.3  | 33.9        | 5.2  |
| 92      |          |              |         | Banswara   | 30.0      | 83    | 4.0  | 24.8        | 6.0  |
| 93      |          |              |         | Bharuch    | 28.7      | 82    | 4.7  | 27.3        | 5.5  |
| 94      |          |              |         | Indore     | 28.9      | 82    | 2.6  | 28.8        | 5.6  |
| 95      |          |              |         | Nagpur     | 30.3      | 83    | 4.1  | 25.9        | 5.8  |
| 96      |          |              |         | Nanded     | 28.3      | 84    | 4.1  | 29.3        | 5.3  |
| 97      |          |              | South   | Dharwad    | 30.6      | 84    | 4.0  | 30.6        | 5.4  |
| 98      |          |              |         | Kovilpatti | 29.0      | 86    | 3.8  | 32.4        | 6.3  |
| 99      |          |              |         | Nandyal    | 28.0      | 81    | 3.8  | 29.7        | >7.0 |
| 100     |          |              |         | Perambalur | 31.0      | 86    | 4.5  | 32.4        | 6.2  |
| 101     | 561      | CNH 1122     | Central | Akola      | 28.5      | 84    | 4.4  | 31.1        | 6.4  |
| 102     |          |              |         | Banswara   | 29..5     | 82    | 4.2  | 27.3        | 6.5  |
| 103     |          |              |         | Bharuch    | 30.6      | 83    | 4.1  | 30.2        | 6.4  |
| 104     |          |              |         | Indore     | 28.4      | 82    | 2.8  | 30.4        | 5.8  |

| Sr. No. | Code No. | Entry Name  | Zone    | Location   | UHML (mm) | UI       | Mic  | Str (g/tex) | E%   |      |     |
|---------|----------|-------------|---------|------------|-----------|----------|------|-------------|------|------|-----|
| 105     |          |             |         | Nagpur     | 29.1      | 82       | 3.7  | 29.3        | 6.1  |      |     |
| 106     |          |             |         | Nanded     | 27.6      | 84       | 3.9  | 31.3        | 6.4  |      |     |
| 107     |          |             | South   | Dharwad    | 29.7      | 85       | 4.4  | 29.1        | 6.4  |      |     |
| 108     |          |             |         | Kovilpatti | 28.1      | 83       | 3.9  | 30.9        | 6.3  |      |     |
| 109     |          |             |         | Nandyal    | 26.5      | 83       | 3.8  | 28.2        | >7.0 |      |     |
| 110     |          |             |         | Perambalur | 28.4      | 85       | 4.1  | 31.2        | 6.4  |      |     |
| 111     | 562      | BGDS 1055   | Central | Akola      | 26.8      | 82       | 4.9  | 31.4        | 5.5  |      |     |
| 112     |          |             |         | Banswara   | 28.6      | 82       | 4.8  | 27.2        | 5.9  |      |     |
| 113     |          |             |         | Bharuch    | 27.8      | 81       | 4.7  | 29.4        | 6.0  |      |     |
| 114     |          |             |         | Indore     | 27.8      | 81       | 3.1  | 27.6        | 5.0  |      |     |
| 115     |          |             |         | Nagpur     | 27.2      | 81       | 4.6  | 27.5        | 5.7  |      |     |
| 116     |          |             |         | Nanded     | 25.8      | 82       | 4.3  | 27.4        | 5.3  |      |     |
| 117     |          |             | South   | Dharwad    | 26.9      | 81       | 4.0  | 26.1        | 5.5  |      |     |
| 118     |          |             |         | Kovilpatti | 27.3      | 83       | 5.0  | 29.4        | 6.3  |      |     |
| 119     |          |             |         | Nandyal    | 25.6      | 83       | 3.5  | 27.3        | >7.0 |      |     |
| 120     |          |             |         | Perambalur | 26.5      | 86       | 5.1  | 28.7        | 6.2  |      |     |
| 121     |          |             | 563     | RAH 1069   | Central   | Akola    | 29.2 | 82          | 4.6  | 27.3 | 5.6 |
| 122     |          |             |         |            |           | Banswara | 26.8 | 81          | 4.2  | 25.4 | 5.5 |
| 123     | Bharuch  | 29.2        |         |            |           | 82       | 4.3  | 26.5        | 5.8  |      |     |
| 124     | Indore   | 26.0        |         |            |           | 80       | 2.8  | 25.7        | 5.2  |      |     |
| 125     | Nagpur   | 27.7        |         |            |           | 81       | 4.1  | 27.9        | 6.0  |      |     |
| 126     | Nanded   | 26.0        |         |            |           | 81       | 4.3  | 25.2        | 5.6  |      |     |
| 127     | South    | Dharwad     |         |            | 30.9      | 84       | 4.4  | 27.0        | 6.0  |      |     |
| 128     |          | Kovilpatti  |         |            | 25.4      | 82       | 4.2  | 27.6        | 6.1  |      |     |
| 129     |          | Nandyal     |         |            | 25.8      | 82       | 4.0  | 27.4        | >7.0 |      |     |
| 130     |          | Perambalur  |         |            | 26.9      | 83       | 4.7  | 29.3        | 6.1  |      |     |
| 131     | 564      | CPD-1552    |         |            | Central   | Akola    | 28.0 | 82          | 4.1  | 27.3 | 5.3 |
| 132     |          |             |         |            |           | Banswara | 32.0 | 83          | 4.1  | 26.9 | 6.3 |
| 133     |          |             | Bharuch | 27.9       |           | 81       | 4.0  | 28.3        | 5.6  |      |     |
| 134     |          |             | Indore  | 27.5       |           | 81       | 2.4  | 28.2        | 5.3  |      |     |
| 135     |          |             | Nagpur  | 30.3       |           | 83       | 4.1  | 27.9        | 5.9  |      |     |
| 136     |          |             | Nanded  | 25.3       |           | 81       | 3.8  | 25.7        | 5.3  |      |     |
| 137     |          |             | South   | Dharwad    | 26.0      | 83       | 4.3  | 25.4        | 4.8  |      |     |
| 138     |          |             |         | Kovilpatti | 27.0      | 81       | 3.9  | 29.2        | 6.2  |      |     |
| 139     |          |             |         | Nandyal    | 29.7      | 79       | 3.6  | 29.9        | >7.0 |      |     |
| 140     |          |             |         | Perambalur | 29.6      | 81       | 3.7  | 30.8        | 6.2  |      |     |
| 141     | 565      | Local Check | Central | Akola      | 27.3      | 80       | 4.8  | 26.6        | 5.4  |      |     |
| 142     |          |             |         | Banswara   | 26.6      | 81       | 4.5  | 25.4        | 5.7  |      |     |
| 143     |          |             |         | Bharuch    | 28.4      | 82       | 4.6  | 29.7        | 5.7  |      |     |
| 144     |          |             |         | Indore     | 26.1      | 80       | 2.8  | 26.6        | 5.5  |      |     |
| 145     |          |             |         | Nagpur     | 27.4      | 81       | 3.7  | 27.2        | 5.8  |      |     |
| 146     |          |             |         | Nanded     | 25.3      | 81       | 4.0  | 25.7        | 5.6  |      |     |
| 147     |          |             | South   | Dharwad    | 29.3      | 86       | 4.3  | 28.6        | 5.4  |      |     |
| 148     |          |             |         | Kovilpatti | 27.3      | 83       | 4.7  | 28.0        | 6.1  |      |     |
| 149     |          |             |         | Nandyal    | 26.0      | 82       | 4.2  | 26.3        | >7.0 |      |     |
| 150     |          |             |         | Perambalur | 26.7      | 85       | 5.4  | 29.3        | 6.2  |      |     |
| 151     | 566      | NDLH-2005-4 | Central | Akola      | 29.4      | 84       | 4.5  | 29.0        | 5.3  |      |     |
| 152     |          |             |         | Banswara   | 29.5      | 82       | 4.2  | 24.2        | 5.7  |      |     |
| 153     |          |             |         | Bharuch    | 30.3      | 83       | 4.6  | 26.6        | 5.6  |      |     |
| 154     |          |             |         | Indore     | 29.1      | 82       | 3.0  | 27.2        | 5.1  |      |     |
| 155     |          |             |         | Nagpur     | 28.6      | 82       | 4.1  | 27.0        | 5.7  |      |     |
| 156     |          |             |         | Nanded     | 29.2      | 83       | 4.1  | 26.2        | 5.1  |      |     |
| 157     |          |             | South   | Dharwad    | 30.5      | 84       | 4.0  | 27.5        | 4.9  |      |     |

| Sr. No. | Code No. | Entry Name                  | Zone    | Location   | UHML (mm) | UI | Mic | Str (g/tex) | E%   |
|---------|----------|-----------------------------|---------|------------|-----------|----|-----|-------------|------|
| 158     |          |                             |         | Kovilpatti | 28.5      | 84 | 4.2 | 30.6        | 6.2  |
| 159     |          |                             |         | Nandyal    | 28.2      | 81 | 3.9 | 28.6        | >7.0 |
| 160     |          |                             |         | Perambalur | 30.7      | 85 | 4.5 | 31.9        | 6.1  |
| 161     | 567      | GBHV-198                    | Central | Akola      | 26.1      | 81 | 4.3 | 27.4        | 5.7  |
| 162     |          |                             |         | Banswara   | 24.7      | 79 | 5.3 | 25.1        | 5.8  |
| 163     |          |                             |         | Bharuch    | 25.1      | 80 | 4.7 | 26.3        | 5.4  |
| 164     |          |                             |         | Indore     | 22.7      | 78 | 2.8 | 24.2        | 5.5  |
| 165     |          |                             |         | Nagpur     | 25.6      | 80 | 4.2 | 27.1        | 5.8  |
| 166     |          |                             |         | Nanded     | 24.4      | 80 | 4.3 | 26.1        | 5.3  |
| 167     |          |                             | South   | Dharwad    | 27.0      | 84 | 4.6 | 26.9        | 5.1  |
| 168     |          |                             |         | Kovilpatti | 26.8      | 84 | 4.6 | 28.6        | 6.3  |
| 169     |          |                             |         | Nandyal    | 23.2      | 81 | 4.0 | 24.0        | >7.0 |
| 170     |          |                             |         | Perambalur | 25.6      | 86 | 5.2 | 27.6        | 6.1  |
| 171     | 568      | ARBH-1552                   | Central | Akola      | 29.4      | 84 | 3.9 | 30.6        | 5.2  |
| 172     |          |                             |         | Banswara   | 28.8      | 82 | 3.7 | 25.9        | 5.8  |
| 173     |          |                             |         | Bharuch    | 24.4      | 79 | 5.0 | 25.9        | 5.6  |
| 174     |          |                             |         | Indore     | 27.1      | 81 | 2.6 | 28.0        | 5.5  |
| 175     |          |                             |         | Nagpur     | 28.7      | 82 | 3.7 | 27.1        | 5.9  |
| 176     |          |                             |         | Nanded     | 28.2      | 83 | 4.0 | 28.9        | 5.2  |
| 177     |          |                             | South   | Dharwad    | 28.7      | 85 | 3.9 | 29.6        | 5.2  |
| 178     |          |                             |         | Kovilpatti | 27.5      | 85 | 3.6 | 30.4        | 6.1  |
| 179     |          |                             |         | Nandyal    | 26.5      | 84 | 3.6 | 26.6        | >7.0 |
| 180     |          |                             |         | Perambalur | 28.4      | 86 | 3.8 | 30.7        | 6.1  |
| 181     | 569      | H 1464                      | Central | Akola      | 28.1      | 82 | 3.9 | 27.0        | 5.8  |
| 182     |          |                             |         | Banswara   | 28.0      | 81 | 3.8 | 26.7        | 6.0  |
| 183     |          |                             |         | Bharuch    | 31.9      | 83 | 3.4 | 28.8        | 6.2  |
| 184     |          |                             |         | Indore     | 26.6      | 81 | 2.6 | 27.7        | 5.6  |
| 185     |          |                             |         | Nagpur     | 27.3      | 81 | 4.2 | 28.5        | 6.0  |
| 186     |          |                             |         | Nanded     | 24.8      | 80 | 4.0 | 24.5        | 5.3  |
| 187     |          |                             | South   | Dharwad    | 28.8      | 84 | 4.6 | 26.6        | 5.3  |
| 188     |          |                             |         | Kovilpatti | 25.9      | 82 | 4.9 | 28.1        | 6.3  |
| 189     |          |                             |         | Nandyal    | 24.6      | 81 | 4.5 | 25.2        | >7.0 |
| 190     |          |                             |         | Perambalur | 26.9      | 86 | 5.3 | 29.2        | 6.3  |
| 191     | 570      | PH 1070                     | Central | Akola      | 29.4      | 84 | 4.6 | 28.7        | 5.4  |
| 192     |          |                             |         | Banswara   | 27.6      | 81 | 4.0 | 26.0        | 5.5  |
| 193     |          |                             |         | Bharuch    | 28.4      | 82 | 4.8 | 26.5        | 5.5  |
| 194     |          |                             |         | Indore     | 28.7      | 82 | 2.9 | 28.4        | 5.4  |
| 195     |          |                             |         | Nagpur     | 29.1      | 82 | 4.0 | 25.7        | 5.6  |
| 196     |          |                             |         | Nanded     | 27.2      | 83 | 3.9 | 28.5        | 5.0  |
| 197     |          |                             | South   | Dharwad    | 28.0      | 82 | 4.7 | 25.0        | 5.0  |
| 198     |          |                             |         | Kovilpatti | 26.8      | 85 | 4.5 | 28.8        | 6.2  |
| 199     |          |                             |         | Nandyal    | 25.2      | 80 | 3.9 | 23.3        | >7.0 |
| 200     |          |                             |         | Perambalur | 27.7      | 85 | 4.5 | 29.6        | 6.1  |
| 201     | 571      | Zonal Check (NH 615/Sahana) | Central | Akola      | 30.1      | 85 | 4.1 | 27.7        | 5.7  |
| 202     |          |                             |         | Banswara   | 27.2      | 81 | 3.5 | 26.8        | 5.7  |
| 203     |          |                             |         | Bharuch    | 29.4      | 82 | 4.3 | 25.6        | 5.6  |
| 204     |          |                             |         | Indore     | 28.4      | 82 | 3.2 | 27.5        | 5.4  |
| 205     |          |                             |         | Nagpur     | 27.4      | 81 | 3.7 | 27.6        | 5.7  |
| 206     |          |                             |         | Nanded     | 26.6      | 82 | 3.3 | 28.1        | 5.8  |
| 207     |          |                             | South   | Dharwad    | 27.2      | 83 | 4.4 | 26.5        | 5.3  |
| 208     |          |                             |         | Kovilpatti | 26.8      | 79 | 3.9 | 28.2        | 6.2  |
| 209     |          |                             |         | Nandyal    | 24.2      | 79 | 3.4 | 22.8        | >7.0 |
| 210     |          |                             |         | Perambalur | 26.7      | 83 | 4.3 | 27.3        | 6.0  |



| Sr. No. | Code No. | Entry Name | Zone    | Location   | UHML (mm)            | UI | Mic | Str (g/tex) | E%   |
|---------|----------|------------|---------|------------|----------------------|----|-----|-------------|------|
| 211     | 572      | CNHO9-9    | Central | Akola      | 30.3                 | 86 | 4.6 | 33.5        | 4.9  |
| 212     |          |            |         | Banswara   | 26.7                 | 82 | 4.4 | 25.7        | 6.0  |
| 213     |          |            |         | Bharuch    | 29.6                 | 82 | 4.8 | 25.1        | 5.4  |
| 214     |          |            |         | Indore     | 28.0                 | 81 | 2.4 | 27.4        | 5.4  |
| 215     |          |            |         | Nagpur     | 27.3                 | 81 | 3.9 | 27.3        | 5.7  |
| 216     |          |            |         | Nanded     | 27.2                 | 83 | 3.7 | 27.8        | 5.3  |
| 217     |          |            | South   | Dharwad    | 29.3                 | 85 | 4.1 | 29.5        | 5.2  |
| 218     |          |            |         | Kovilpatti | 29.4                 | 84 | 2.9 | 32.4        | 6.2  |
| 219     |          |            |         | Nandyal    | 26.3                 | 81 | 3.6 | 26.6        | >7.0 |
| 220     |          |            |         | Perambalur | Sample not available |    |     |             |      |
| 221     | 573      | IH 11-10   | Central | Akola      | 26.9                 | 83 | 4.9 | 28.4        | 6.0  |
| 222     |          |            |         | Banswara   | 26.0                 | 80 | 4.4 | 26.9        | 6.0  |
| 223     |          |            |         | Bharuch    | 28.9                 | 82 | 4.8 | 28.0        | 5.7  |
| 224     |          |            |         | Indore     | 27.2                 | 81 | 3.4 | 27.8        | 5.9  |
| 225     |          |            |         | Nagpur     | 25.6                 | 80 | 3.5 | 28.0        | 6.1  |
| 226     |          |            |         | Nanded     | 25.5                 | 81 | 3.9 | 28.3        | 5.7  |
| 227     |          |            | South   | Dharwad    | 26.3                 | 83 | 4.6 | 26.9        | 5.6  |
| 228     |          |            |         | Kovilpatti | 26.5                 | 85 | 3.9 | 28.8        | 6.3  |
| 229     |          |            |         | Nandyal    | 25.2                 | 80 | 3.7 | 27.1        | >7.0 |
| 230     |          |            |         | Perambalur | 27.2                 | 84 | 3.7 | 29.7        | 6.2  |
| 231     | 574      | GBHV-195   | Central | Akola      | 27.3                 | 82 | 4.4 | 29.5        | 5.5  |
| 232     |          |            |         | Banswara   | 26.4                 | 80 | 4.4 | 24.9        | 5.5  |
| 233     |          |            |         | Bharuch    | 27.4                 | 81 | 4.1 | 29.1        | 5.8  |
| 234     |          |            |         | Indore     | 25.4                 | 80 | 3.2 | 25.4        | 5.5  |
| 235     |          |            |         | Nagpur     | 28.1                 | 81 | 4.1 | 27.0        | 5.4  |
| 236     |          |            |         | Nanded     | 24.8                 | 81 | 4.2 | 26.6        | 5.5  |
| 237     |          |            | South   | Dharwad    | 27.3                 | 84 | 4.3 | 29.6        | 5.6  |
| 238     |          |            |         | Kovilpatti | 25.5                 | 84 | 4.4 | 27.6        | 6.2  |
| 239     |          |            |         | Nandyal    | 25.8                 | 82 | 4.5 | 26.3        | >7.0 |
| 240     |          |            |         | Perambalur | 26.0                 | 84 | 3.9 | 28.4        | 6.1  |
| 241     | 575      | CCH 15-4   | Central | Akola      | 32.5                 | 86 | 3.8 | 30.4        | 5.5  |
| 242     |          |            |         | Banswara   | 29.8                 | 82 | 4.0 | 25.7        | 6.2  |
| 243     |          |            |         | Bharuch    | 33.7                 | 84 | 4.8 | 34.1        | 6.4  |
| 244     |          |            |         | Indore     | 27.8                 | 81 | 2.4 | 27.4        | 5.2  |
| 245     |          |            |         | Nagpur     | 31.1                 | 83 | 3.1 | 30.3        | 6.0  |
| 246     |          |            |         | Nanded     | 29.0                 | 83 | 3.4 | 32.2        | 5.7  |
| 247     |          |            | South   | Dharwad    | 32.7                 | 86 | 4.0 | 31.4        | 5.1  |
| 248     |          |            |         | Kovilpatti | 30.9                 | 84 | 3.8 | 32.5        | 6.3  |
| 249     |          |            |         | Nandyal    | 28.8                 | 82 | 3.1 | 29.0        | >7.0 |
| 250     |          |            |         | Perambalur | 31.3                 | 87 | 4.5 | 33.2        | 6.2  |

Br.05a-PHT-Intra hirsutum-Hybrid

| Sr. No. | Code No. | Entry Name | Zone           | Location     | UHML (mm)            | UI  | Mic  | Str (g/tex) | E%  |  |
|---------|----------|------------|----------------|--------------|----------------------|-----|------|-------------|-----|--|
| 1       | 601      | MRC 7399   | Central        | Aurangabad   | 28.8                 | 83  | 3.9  | 28.0        | 5.4 |  |
| 2       |          |            |                | Banswara     | 30.1                 | 86  | 4.4  | 29.6        | 4.8 |  |
| 3       |          |            |                | Bhavanipatna | 29.7                 | 86  | 3.5  | 33.2        | 5.1 |  |
| 4       |          |            |                | Himatnagar   | 30.5                 | 85  | 4.7  | 31.9        | 5.1 |  |
| 5       |          |            |                | Junagadh     | 29.3                 | 86  | 3.7  | 28.6        | 4.8 |  |
| 6       |          |            |                | Khandwa      | 31.2                 | 84  | 3.4  | 29.9        | 5.3 |  |
| 7       |          |            |                | Rahuri       | 31.0                 | 83  | 4.0  | 28.8        | 6.0 |  |
| 8       |          |            |                | Surat        | 31.0                 | 83  | 5.1  | 28.5        | 5.8 |  |
| 9       |          |            |                | Talod        | 31.5                 | 87  | 4.5  | 31.8        | 5.2 |  |
| 10      |          |            | North          | Bhatinda     | 27.8                 | 83  | 4.8  | 35.4        | 5.1 |  |
| 11      |          |            |                | Faridkot     | 28.2                 | 82  | 4.3  | 24.9        | 4.8 |  |
| 12      |          |            |                | Hissar       | 26.2                 | 82  | 4.1  | 31.0        | 5.4 |  |
| 13      |          |            |                | Kanpur       | 29.1                 | 84  | 4.6  | 30.4        | 4.6 |  |
| 14      |          |            | South          | SGNR         | 28.1                 | 84  | 3.6  | 29.7        | 5.5 |  |
| 15      |          |            |                | Coimbatore   | 30.1                 | 83  | 4.2  | 30.3        | 6.1 |  |
| 16      |          |            |                | Dharwad      | 32.3                 | 84  | 5.1  | 29.0        | 6.0 |  |
| 17      |          |            |                | Lam          | 31.1                 | 83  | 3.8  | 30.6        | 6.2 |  |
| 18      |          |            |                | Raichur      | 31.3                 | 83  | 4.0  | 29.3        | 6.1 |  |
| 19      |          |            | Srivilliputhur | 30.8         | 83                   | 3.6 | 31.7 | 6.3         |     |  |
| 20      | 602      | ARBHH1501  | Central        | Aurangabad   | 27.5                 | 83  | 3.9  | 24.9        | 5.5 |  |
| 21      |          |            |                | Banswara     | 31.3                 | 85  | 4.2  | 28.2        | 4.5 |  |
| 22      |          |            |                | Bhavanipatna | 30.5                 | 85  | 4.3  | 30.2        | 4.6 |  |
| 23      |          |            |                | Himatnagar   | 29.2                 | 86  | 4.6  | 27.0        | 5.0 |  |
| 24      |          |            |                | Junagadh     | 26.6                 | 84  | 4.8  | 23.2        | 4.2 |  |
| 25      |          |            |                | Khandwa      | 26.8                 | 82  | 4.8  | 27.3        | 4.8 |  |
| 26      |          |            |                | Rahuri       | 28.8                 | 82  | 3.6  | 27.7        | 5.8 |  |
| 27      |          |            |                | Surat        | 30.8                 | 83  | 4.4  | 24.2        | 5.1 |  |
| 28      |          |            |                | Talod        | 31.0                 | 85  | 4.9  | 26.7        | 4.5 |  |
| 29      |          |            | North          | Bhatinda     | Sample not available |     |      |             |     |  |
| 30      |          |            |                | Faridkot     | Sample not available |     |      |             |     |  |
| 31      |          |            |                | Hissar       | Sample not available |     |      |             |     |  |
| 32      |          |            |                | Kanpur       | 26.8                 | 82  | 4.5  | 25.3        | 4.3 |  |
| 33      |          |            |                | SGNR         | 25.7                 | 80  | 3.9  | 25.1        | 5.1 |  |
| 34      |          |            | South          | Coimbatore   | 30.1                 | 83  | 3.9  | 26.7        | 5.6 |  |
| 35      |          |            |                | Dharwad      | 31.0                 | 83  | 5.1  | 27.7        | 5.7 |  |
| 36      |          |            |                | Lam          | 30.4                 | 83  | 4.6  | 26.2        | 5.7 |  |
| 37      |          |            |                | Raichur      | 31.2                 | 83  | 3.6  | 27.4        | 5.8 |  |
| 38      |          |            | Srivilliputhur | 27.8         | 84                   | 3.8 | 28.3 | 6.0         |     |  |
| 39      | 603      | LAHH 29    | Central        | Aurangabad   | 27.9                 | 85  | 3.8  | 29.6        | 5.2 |  |
| 40      |          |            |                | Banswara     | 28.6                 | 85  | 4.9  | 33.1        | 4.5 |  |
| 41      |          |            |                | Bhavanipatna | 29.9                 | 87  | 4.9  | 32.5        | 4.6 |  |
| 42      |          |            |                | Himatnagar   | 27.0                 | 84  | 4.9  | 27.6        | 4.8 |  |
| 43      |          |            |                | Junagadh     | 27.8                 | 86  | 5.0  | 29.5        | 4.1 |  |
| 44      |          |            |                | Khandwa      | 24.9                 | 82  | 5.0  | 24.1        | 5   |  |
| 45      |          |            |                | Rahuri       | 29.6                 | 82  | 4.1  | 28.2        | 6.1 |  |
| 46      |          |            |                | Surat        | 28.9                 | 82  | 4.7  | 27.6        | 5.8 |  |
| 47      |          |            |                | Talod        | 27.7                 | 84  | 5.2  | 30.8        | 4.5 |  |
| 48      |          |            | North          | Bhatinda     | Sample not available |     |      |             |     |  |
| 49      |          |            |                | Faridkot     | 23.9                 | 80  | 4.1  | 27.7        | 5.1 |  |
| 50      |          |            |                | Hissar       | 23.9                 | 81  | 3.7  | 26.2        | 5.0 |  |
| 51      |          |            |                | Kanpur       | 27.6                 | 85  | 4.9  | 30.4        | 4.3 |  |

| Sr. No. | Code No. | Entry Name     | Zone   | Location     | UHML (mm)            | UI   | Mic  | Str (g/tex) | E%   |     |
|---------|----------|----------------|--------|--------------|----------------------|------|------|-------------|------|-----|
| 52      |          |                |        | SGNR         | 26.1                 | 83   | 4.5  | 31.4        | 4.6  |     |
| 53      |          |                | South  | Coimbatore   | 30.7                 | 83   | 4.2  | 30.5        | 6.1  |     |
| 54      |          | Dharwad        |        | 30.2         | 83                   | 4.4  | 25.2 | 5.8         |      |     |
| 55      |          | Lam            |        | 29.3         | 82                   | 4.7  | 28.1 | 6.0         |      |     |
| 56      |          | Raichur        |        | 30.5         | 83                   | 4.7  | 28.3 | 5.8         |      |     |
| 57      |          | Srivilliputhur |        | 28.8         | 84                   | 4.3  | 32.8 | 5.7         |      |     |
| 58      | 604      | 25D14          | Cental | Aurangabad   | 30.3                 | 82   | 3.3  | 28.0        | 5.2  |     |
| 59      |          |                |        | Banswara     | 31.3                 | 84   | 4.5  | 29.2        | 4.5  |     |
| 60      |          |                |        | Bhavanipatna | 28.3                 | 85   | 3.5  | 28.2        | 5.1  |     |
| 61      |          |                |        | Himatnagar   | 30.3                 | 86   | 4.9  | 28.1        | 5.1  |     |
| 62      |          |                |        | Junagadh     | 29.0                 | 85   | 3.7  | 27.4        | 4.7  |     |
| 63      |          |                |        | Khandwa      | 27.8                 | 83   | 4.6  | 26.5        | 4.5  |     |
| 64      |          |                |        | Rahuri       | 28.5                 | 82   | 3.8  | 30.7        | 6.0  |     |
| 65      |          |                |        | Surat        | 32.7                 | 84   | 3.8  | 28.3        | 5.5  |     |
| 66      |          |                |        | Talod        | 27.8                 | 85   | 4.6  | 29.1        | 5.6  |     |
| 67      |          |                |        | Bhatinda     | Sample not available |      |      |             |      |     |
| 68      |          |                |        | Faridkot     | North                | 23.4 | 83   | 4.3         | 27.4 | 5.4 |
| 69      |          |                |        | Hissar       |                      | 26.7 | 82   | 3.7         | 29.7 | 5.1 |
| 70      |          |                |        | Kanpur       |                      | 25.3 | 82   | 4.3         | 28.0 | 4.9 |
| 71      |          |                |        | SGNR         |                      | 25.1 | 83   | 4.1         | 27.6 | 4.8 |
| 72      |          |                |        | Coimbatore   | South                | 27.3 | 81   | 3.8         | 31.4 | 6.3 |
| 73      |          |                |        | Dharwad      |                      | 28.1 | 82   | 4.5         | 28.2 | 6.1 |
| 74      |          |                |        | Lam          |                      | 32.9 | 84   | 3.2         | 32.6 | 5.8 |
| 75      |          |                |        | Raichur      |                      | 32.1 | 84   | 3.9         | 27.5 | 6.0 |
| 76      |          | Srivilliputhur | 30.5   | 84           |                      | 3.9  | 32.4 | 5.4         |      |     |
| 77      | 605      | ACH-152        | Cental | Aurangabad   | 27.6                 | 83   | 3.3  | 27.0        | 6.4  |     |
| 78      |          |                |        | Banswara     | 30.4                 | 83   | 4.5  | 29.9        | 4.7  |     |
| 79      |          |                |        | Bhavanipatna | 28.4                 | 85   | 4.4  | 31.2        | 4.7  |     |
| 80      |          |                |        | Himatnagar   | 28.7                 | 86   | 4.7  | 30.3        | 5.0  |     |
| 81      |          |                |        | Junagadh     | 29.0                 | 86   | 4.3  | 29.4        | 4.6  |     |
| 82      |          |                |        | Khandwa      | 30.0                 | 84   | 3.9  | 29.5        | 4.3  |     |
| 83      |          |                |        | Rahuri       | 29.3                 | 82   | 3.9  | 29.2        | 6.2  |     |
| 84      |          |                |        | Surat        | 27.7                 | 81   | 4.7  | 26.3        | 6.3  |     |
| 85      |          |                |        | Talod        | 29.5                 | 86   | 4.8  | 31.8        | 4.6  |     |
| 86      |          |                |        | Bhatinda     | North                | 27.7 | 83   | 4.7         | 31.3 | 4.8 |
| 87      |          |                |        | Faridkot     |                      | 23.7 | 82   | 4.9         | 27.6 | 4.9 |
| 88      |          |                |        | Hissar       |                      | 24.1 | 82   | 4.9         | 25.7 | 4.9 |
| 89      |          |                |        | Kanpur       |                      | 27.1 | 84   | 4.7         | 28.7 | 4.4 |
| 90      |          |                |        | SGNR         |                      | 25.5 | 83   | 4.7         | 27.4 | 5.1 |
| 91      |          |                |        | Coimbatore   | South                | 29.3 | 82   | 3.7         | 29.3 | 6.0 |
| 92      |          |                |        | Dharwad      |                      | 29.1 | 82   | 4.4         | 27.7 | 6.0 |
| 93      |          |                |        | Lam          |                      | 30.6 | 83   | 3.7         | 32.1 | 6.1 |
| 94      |          |                |        | Raichur      |                      | 29.5 | 82   | 3.6         | 29.5 | 6.1 |
| 95      |          | Srivilliputhur | 29.3   | 83           |                      | 3.9  | 29.2 | 5.8         |      |     |
| 96      | 606      | FHH269         | Cental | Aurangabad   | 27.5                 | 83   | 3.3  | 29.9        | 5.4  |     |
| 97      |          |                |        | Banswara     | 28.8                 | 83   | 4.5  | 28.4        | 4.7  |     |
| 98      |          |                |        | Bhavanipatna | 28.2                 | 86   | 4.2  | 31.9        | 4.9  |     |
| 99      |          |                |        | Himatnagar   | 28.2                 | 86   | 4.4  | 31.1        | 5.2  |     |
| 100     |          |                |        | Junagadh     | 27.6                 | 85   | 3.9  | 27.4        | 4.6  |     |
| 101     |          |                |        | Khandwa      | 29.3                 | 85   | 4.1  | 30.3        | 4.5  |     |
| 102     |          |                |        | Rahuri       | 28.7                 | 82   | 3.7  | 28.8        | 5.9  |     |
| 103     |          |                |        | Surat        | 28.3                 | 82   | 4.3  | 27.3        | 5.7  |     |
| 104     | Talod    | 30.8           | 86     | 4.8          | 30.1                 | 4.9  |      |             |      |     |

| Sr. No. | Code No.       | Entry Name           | Zone   | Location       | UHML (mm)            | UI           | Mic                  | Str (g/tex) | E%   |      |     |
|---------|----------------|----------------------|--------|----------------|----------------------|--------------|----------------------|-------------|------|------|-----|
| 105     | 607            | BGDHH 632            | North  | Bhatinda       | 27.0                 | 84           | 4.8                  | 30.3        | 4.9  |      |     |
| 106     |                |                      |        | Faridkot       | 27.2                 | 85           | 4.4                  | 30.4        | 4.8  |      |     |
| 107     |                |                      |        | Hissar         | 25.7                 | 82           | 3.5                  | 29.5        | 5.0  |      |     |
| 108     |                |                      |        | Kanpur         | 26.9                 | 83           | 4.3                  | 27.2        | 4.2  |      |     |
| 109     |                |                      |        | SGNR           | 27.7                 | 82           | 4.2                  | 29.6        | 5.0  |      |     |
| 110     |                |                      | South  | Coimbatore     | 27.2                 | 81           | 4.0                  | 30.2        | 5.9  |      |     |
| 111     |                |                      |        | Dharwad        | 30.1                 | 83           | 4.2                  | 26.4        | 5.9  |      |     |
| 112     |                |                      |        | Lam            | 30.5                 | 83           | 4.2                  | 28.5        | 6.0  |      |     |
| 113     |                |                      |        | Raichur        | 30.8                 | 83           | 3.5                  | 31.9        | 6.1  |      |     |
| 114     |                |                      |        | Srivilliputhur | 29.2                 | 83           | 3.7                  | 31.8        | 5.5  |      |     |
| 115     |                |                      | 607    | BGDHH 632      | Cental               | Aurangabad   | 29.7                 | 85          | 3.4  | 30.7 | 5.2 |
| 116     |                |                      |        |                |                      | Banswara     | 30.5                 | 84          | 4.3  | 30.3 | 4.7 |
| 117     |                |                      |        |                |                      | Bhavanipatna | 29.6                 | 85          | 4.3  | 33.0 | 5.1 |
| 118     |                |                      |        |                |                      | Himatnagar   | Sample not available |             |      |      |     |
| 119     | Junagadh       | 30.9                 |        |                |                      | 86           | 4.4                  | 29.9        | 4.7  |      |     |
| 120     | Khandwa        | Sample not available |        |                |                      |              |                      |             |      |      |     |
| 121     | Rahuri         | 29.1                 |        |                |                      | 82           | 4.3                  | 29.1        | 6.1  |      |     |
| 122     | Surat          | 31.2                 |        |                |                      | 83           | 4.7                  | 25.7        | 5.9  |      |     |
| 123     | Talod          | 30.5                 |        |                |                      | 86           | 5.1                  | 32.0        | 5.1  |      |     |
| 124     | North          | Bhatinda             |        |                | Sample not available |              |                      |             |      |      |     |
| 125     |                | Faridkot             |        |                | 26.8                 | 81           | 3.7                  | 31.4        | 5.2  |      |     |
| 126     |                | Hissar               |        |                | 22.5                 | 80           | 4.5                  | 24.4        | 5.2  |      |     |
| 127     |                | Kanpur               |        |                | 29.6                 | 86           | 4.8                  | 30.4        | 4.7  |      |     |
| 128     |                | SGNR                 |        |                | 28.1                 | 84           | 3.6                  | 31.3        | 5.1  |      |     |
| 129     |                | South                |        |                | Coimbatore           | 27.9         | 81                   | 4.3         | 29.3 | 5.9  |     |
| 130     |                |                      |        |                | Dharwad              | 33.3         | 84                   | 4.8         | 33.4 | 6.3  |     |
| 131     |                |                      |        |                | Lam                  | 33.6         | 84                   | 3.9         | 36.2 | 6.4  |     |
| 132     |                |                      |        |                | Raichur              | 29.0         | 82                   | 4.2         | 27.9 | 6.0  |     |
| 133     | Srivilliputhur |                      | 28.2   | 84             | 4.5                  | 31.6         | 5.7                  |             |      |      |     |
| 134     | 608            | RAHH 630             | Cental | Aurangabad     | 28.3                 | 84           | 3.9                  | 26.6        | 5.3  |      |     |
| 135     |                |                      |        | Banswara       | 28.8                 | 83           | 4.6                  | 26.2        | 4.4  |      |     |
| 136     |                |                      |        | Bhavanipatna   | 29.7                 | 85           | 4.3                  | 30.8        | 5.1  |      |     |
| 137     |                |                      |        | Himatnagar     | 29.6                 | 85           | 3.9                  | 26.7        | 5.1  |      |     |
| 138     |                |                      |        | Junagadh       | 27.2                 | 84           | 4.2                  | 25.6        | 4.4  |      |     |
| 139     |                |                      |        | Khandwa        | 26.2                 | 82           | 3.9                  | 24.0        | 5.2  |      |     |
| 140     |                |                      |        | Rahuri         | 29.3                 | 82           | 4.0                  | 27.8        | 6.2  |      |     |
| 141     |                |                      |        | Surat          | 29.6                 | 82           | 4.7                  | 24.6        | 5.5  |      |     |
| 142     |                |                      |        | Talod          | 28.5                 | 85           | 5.3                  | 30.0        | 4.9  |      |     |
| 143     |                |                      | North  | Bhatinda       | 27.8                 | 82           | 4.2                  | 30.1        | 5.0  |      |     |
| 144     |                |                      |        | Faridkot       | 24.9                 | 82           | 4.1                  | 27.3        | 5.8  |      |     |
| 145     |                |                      |        | Hissar         | 24.9                 | 82           | 3.7                  | 28.2        | 5.2  |      |     |
| 146     |                |                      |        | Kanpur         | 27.1                 | 81           | 4.2                  | 27.0        | 4.4  |      |     |
| 147     |                |                      |        | SGNR           | 25.6                 | 83           | 3.6                  | 27.9        | 5.2  |      |     |
| 148     |                |                      | South  | Coimbatore     | 29.0                 | 82           | 3.9                  | 29.4        | 6.0  |      |     |
| 149     |                |                      |        | Dharwad        | 29.6                 | 82           | 4.8                  | 25.5        | 6.0  |      |     |
| 150     |                |                      |        | Lam            | 32.2                 | 84           | 3.6                  | 31.6        | 6.0  |      |     |
| 151     |                |                      |        | Raichur        | 30.5                 | 83           | 4.0                  | 29.6        | 6.1  |      |     |
| 152     | Srivilliputhur | 28.1                 |        | 84             | 3.3                  | 30.5         | 6.2                  |             |      |      |     |
| 153     | 609            | GTHH-217             | Cental | Aurangabad     | 26.7                 | 83           | 3.3                  | 26.0        | 5.8  |      |     |
| 154     |                |                      |        | Banswara       | 26.9                 | 83           | 4.1                  | 23.8        | 5.1  |      |     |
| 155     |                |                      |        | Bhavanipatna   | 28.9                 | 85           | 4.3                  | 28.8        | 5.0  |      |     |
| 156     |                |                      |        | Himatnagar     | 26.3                 | 84           | 4.6                  | 24.8        | 5.1  |      |     |
| 157     |                |                      |        | Junagadh       | 25.3                 | 84           | 4.3                  | 25.0        | 4.3  |      |     |

| Sr. No. | Code No.   | Entry Name     | Zone   | Location       | UHML (mm)            | UI           | Mic  | Str (g/tex) | E%  |      |     |
|---------|------------|----------------|--------|----------------|----------------------|--------------|------|-------------|-----|------|-----|
| 158     |            |                |        | Khandwa        | 27.4                 | 82           | 4.9  | 25.3        | 4.9 |      |     |
| 159     |            |                |        | Rahuri         | 27.2                 | 81           | 3.8  | 28.0        | 6.0 |      |     |
| 160     |            |                |        | Surat          | 27.3                 | 81           | 4.2  | 26.9        | 5.8 |      |     |
| 161     |            |                |        | Talod          | 25.9                 | 82           | 5.4  | 27.4        | 4.8 |      |     |
| 162     |            |                | North  | Bhatinda       | 24.5                 | 82           | 4.3  | 24.9        | 4.9 |      |     |
| 163     |            |                |        | Faridkot       | 25.3                 | 82           | 4.5  | 28.4        | 5.2 |      |     |
| 164     |            |                |        | Hissar         | 24.2                 | 82           | 4.2  | 27.0        | 5.2 |      |     |
| 165     |            |                |        | Kanpur         | 24.7                 | 82           | 4.5  | 26.0        | 4.6 |      |     |
| 166     |            |                |        | SGNR           | 24.7                 | 83           | 4.4  | 27.8        | 5.2 |      |     |
| 167     |            |                | South  | Coimbatore     | 27.4                 | 81           | 3.6  | 31.1        | 6.1 |      |     |
| 168     |            |                |        | Dharwad        | 27.8                 | 81           | 4.5  | 27.9        | 6.1 |      |     |
| 169     |            |                |        | Lam            | 28.7                 | 82           | 4.2  | 28.5        | 5.9 |      |     |
| 170     |            |                |        | Raichur        | 27.8                 | 81           | 3.8  | 28.2        | 5.5 |      |     |
| 171     |            |                |        | Srivilliputhur | 26.1                 | 82           | 3.6  | 27.7        | 6.2 |      |     |
| 172     |            |                | 610    | RHH-1215       | Cental               | Aurangabad   | 30.0 | 84          | 3.4 | 28.3 | 5.1 |
| 173     |            |                |        |                |                      | Banswara     | 31.2 | 82          | 4.0 | 27.7 | 4.5 |
| 174     |            |                |        |                |                      | Bhavanipatna | 32.2 | 87          | 4.2 | 32.2 | 4.9 |
| 175     | Himatnagar | 32.1           |        |                |                      | 86           | 4.6  | 31.9        | 4.9 |      |     |
| 176     | Junagadh   | 31.9           |        |                |                      | 87           | 4.1  | 29.6        | 4.5 |      |     |
| 177     | Khandwa    | 27.7           |        |                |                      | 83           | 4.6  | 26.0        | 5   |      |     |
| 178     | Rahuri     | 32.3           |        |                |                      | 84           | 3.8  | 33.0        | 6.2 |      |     |
| 179     | Surat      | 31.1           |        |                |                      | 83           | 3.9  | 26.5        | 5.7 |      |     |
| 180     | Talod      | 32.5           |        |                |                      | 86           | 4.2  | 31.0        | 4.7 |      |     |
| 181     | North      | Bhatinda       |        |                | 30.0                 | 85           | 3.7  | 30.3        | 4.7 |      |     |
| 182     |            | Faridkot       |        |                | 29.2                 | 83           | 4.0  | 31.7        | 4.8 |      |     |
| 183     |            | Hissar         |        |                | 26.5                 | 81           | 3.7  | 25.2        | 5.0 |      |     |
| 184     |            | Kanpur         |        |                | 30.3                 | 83           | 4.2  | 27.5        | 4.2 |      |     |
| 185     |            | SGNR           |        |                | 30.3                 | 83           | 3.5  | 29.2        | 5.0 |      |     |
| 186     | South      | Coimbatore     |        |                | 32.7                 | 84           | 3.7  | 33.0        | 6.0 |      |     |
| 187     |            | Dharwad        |        |                | 32.0                 | 83           | 3.8  | 27.8        | 5.8 |      |     |
| 188     |            | Lam            |        |                | 34.1                 | 84           | 3.7  | 34.0        | 5.8 |      |     |
| 189     |            | Raichur        |        |                | 34.3                 | 84           | 3.6  | 31.7        | 5.9 |      |     |
| 190     |            | Srivilliputhur |        |                | 32.1                 | 85           | 3.7  | 33.0        | 5.8 |      |     |
| 191     | 611        | DHH-1501       | Cental | Aurangabad     | 27.3                 | 82           | 3.3  | 27.9        | 5.1 |      |     |
| 192     |            |                |        | Banswara       | 28.8                 | 82           | 4.9  | 28.2        | 4.2 |      |     |
| 193     |            |                |        | Bhavanipatna   | 29.6                 | 87           | 5.1  | 32.9        | 4.6 |      |     |
| 194     |            |                |        | Himatnagar     | 26.7                 | 84           | 5.0  | 29.2        | 4.6 |      |     |
| 195     |            |                |        | Junagadh       | 26.4                 | 84           | 4.6  | 25.7        | 4.3 |      |     |
| 196     |            |                |        | Khandwa        | 26.4                 | 83           | 5.1  | 26.6        | 4   |      |     |
| 197     |            |                |        | Rahuri         | 27.7                 | 81           | 4.0  | 27.8        | 6.1 |      |     |
| 198     |            |                |        | Surat          | 29.7                 | 82           | 4.9  | 23.9        | 5.5 |      |     |
| 199     |            |                |        | Talod          | 29.4                 | 85           | 5.0  | 29.1        | 4.3 |      |     |
| 200     |            |                | North  | Bhatinda       | Sample not available |              |      |             |     |      |     |
| 201     |            |                |        | Faridkot       | 26.1                 | 81           | 3.8  | 25.8        | 5.0 |      |     |
| 202     |            |                |        | Hissar         | 24.8                 | 80           | 3.6  | 24.8        | 4.7 |      |     |
| 203     |            |                |        | Kanpur         | 26.8                 | 82           | 4.9  | 27.9        | 4.1 |      |     |
| 204     |            |                |        | SGNR           | 25.9                 | 81           | 4.0  | 26.1        | 4.9 |      |     |
| 205     |            |                | South  | Coimbatore     | 29.8                 | 82           | 3.7  | 27.1        | 5.7 |      |     |
| 206     |            |                |        | Dharwad        | 28.3                 | 82           | 4.4  | 28.2        | 5.8 |      |     |
| 207     |            |                |        | Lam            | 29.7                 | 82           | 5.1  | 31.8        | 6.1 |      |     |
| 208     |            |                |        | Raichur        | 30.7                 | 83           | 4.2  | 27.4        | 5.9 |      |     |
| 209     |            |                |        | Srivilliputhur | 28.2                 | 83           | 3.3  | 28.8        | 5.2 |      |     |
| 210     | 612        | BCHH 7588      | Cental | Aurangabad     | 29.1                 | 84           | 3.3  | 27.5        | 5.8 |      |     |

| Sr. No. | Code No.       | Entry Name                             | Zone           | Location             | UHML (mm)            | UI           | Mic                  | Str (g/tex) | E%   |      |     |  |  |
|---------|----------------|--|----------------|----------------------|----------------------|--------------|----------------------|-------------|------|------|-----|--|--|
| 211     |                |  |                | Banswara             | 26.8                 | 83           | 5.0                  | 26.7        | 4.8  |      |     |  |  |
| 212     |                |  |                | Bhavanipatna         | 28.8                 | 86           | 4.7                  | 31.9        | 4.9  |      |     |  |  |
| 213     |                |  |                | Himatnagar           | 28.3                 | 84           | 4.6                  | 29.3        | 5.0  |      |     |  |  |
| 214     |                |  |                | Junagadh             | 27.1                 | 85           | 4.5                  | 27.0        | 4.8  |      |     |  |  |
| 215     |                |  |                | Khandwa              | Sample not available |              |                      |             |      |      |     |  |  |
| 216     |                |  |                | Rahuri               | 28.1                 | 82           | 4.2                  | 28.9        | 6.1  |      |     |  |  |
| 217     |                |  |                | Surat                | 29.4                 | 82           | 4.7                  | 25.7        | 5.8  |      |     |  |  |
| 218     |                |  |                | Talod                | 29.7                 | 86           | 4.7                  | 31.1        | 5.4  |      |     |  |  |
| 219     |                |  |                | Bhatinda             | Sample not available |              |                      |             |      |      |     |  |  |
| 220     |                |  |                | Faridkot             | Sample not available |              |                      |             |      |      |     |  |  |
| 221     |                |  | Hissar         | Sample not available |                      |              |                      |             |      |      |     |  |  |
| 222     |                |  | Kanpur         | 27.0                 | 84                   | 4.8          | 27.5                 | 4.5         |      |      |     |  |  |
| 223     |                |  | SGNR           | 24.8                 | 81                   | 3.1          | 26.3                 | 5.8         |      |      |     |  |  |
| 224     |                |  | Coimbatore     | 28.1                 | 82                   | 3.8          | 28.4                 | 5.9         |      |      |     |  |  |
| 225     |                |  | Dharwad        | 29.9                 | 82                   | 4.7          | 25.8                 | 6.0         |      |      |     |  |  |
| 226     |                |  | Lam            | 30.0                 | 83                   | 3.9          | 29.2                 | 6.0         |      |      |     |  |  |
| 227     |                |  | Raichur        | 31.1                 | 83                   | 3.8          | 30.7                 | 6.1         |      |      |     |  |  |
| 228     |                |  | Srivilliputhur | 27.8                 | 82                   | 2.5          | 26.5                 | 6.2         |      |      |     |  |  |
| 229     |                |  | 613            | GJHH-7               | Cental               | Aurangabad   | 27.7                 | 83          | 4.3  | 28.0 | 5.4 |  |  |
| 230     |                |  |                |                      |                      | Banswara     | 25.5                 | 81          | 5.3  | 25.6 | 4.8 |  |  |
| 231     |                |  |                |                      |                      | Bhavanipatna | 29.1                 | 85          | 5.3  | 32.8 | 4.9 |  |  |
| 232     |                |  |                |                      |                      | Himatnagar   | 27.3                 | 82          | 5.0  | 26.5 | 5.1 |  |  |
| 233     |                |  |                |                      |                      | Junagadh     | 27.9                 | 85          | 5.3  | 28.9 | 4.5 |  |  |
| 234     |                |  |                |                      |                      | Khandwa      | Sample not available |             |      |      |     |  |  |
| 235     |                |  |                |                      |                      | Rahuri       | 28.8                 | 82          | 4.3  | 27.9 | 6.0 |  |  |
| 236     |                |  |                |                      |                      | Surat        | 28.7                 | 82          | 5.1  | 29.2 | 5.7 |  |  |
| 237     |                |  |                |                      |                      | Talod        | 27.9                 | 85          | 5.5  | 31.4 | 4.8 |  |  |
| 238     |                |  |                |                      |                      | Bhatinda     | Sample not available |             |      |      |     |  |  |
| 239     | Faridkot       | 24.2                                   |                |                      | 81                   | 4.3          | 25.6                 | 5.2         |      |      |     |  |  |
| 240     | Hissar         | 21.2                                   |                |                      | 78                   | 3.4          | 22.0                 | 5.7         |      |      |     |  |  |
| 241     | Kanpur         | 27.0                                   |                |                      | 84                   | 5.1          | 28.9                 | 4.3         |      |      |     |  |  |
| 242     | SGNR           | 25.7                                   |                |                      | 81                   | 4.4          | 27.1                 | 5.2         |      |      |     |  |  |
| 243     | Coimbatore     | 27.3                                   |                |                      | 81                   | 4.9          | 27.9                 | 5.7         |      |      |     |  |  |
| 244     | Dharwad        | 28.3                                   |                |                      | 82                   | 5.1          | 28.5                 | 6.0         |      |      |     |  |  |
| 245     | Lam            | 29.8                                   |                |                      | 82                   | 4.5          | 29.3                 | 6.3         |      |      |     |  |  |
| 246     | Raichur        | 27.8                                   |                |                      | 81                   | 4.3          | 28.2                 | 5.7         |      |      |     |  |  |
| 247     | Srivilliputhur | 25.2                                   |                |                      | 82                   | 4.0          | 26.4                 | 6.2         |      |      |     |  |  |
| 248     | 614            | ZONAL CHECK (CSHH 198/ANKUR 651/BUNNY) |                |                      | Cental               | Aurangabad   | 29.2                 | 84          | 4.2  | 28.0 | 5.2 |  |  |
| 249     |                |  |                |                      |                      | Banswara     | 28.9                 | 83          | 4.9  | 26.8 | 4.5 |  |  |
| 250     |                |  |                |                      |                      | Bhavanipatna | 30.9                 | 86          | 3.7  | 32.6 | 5.2 |  |  |
| 251     |                |  |                |                      |                      | Himatnagar   | 28.0                 | 86          | 4.7  | 29.3 | 4.8 |  |  |
| 252     |                |  |                |                      |                      | Junagadh     | 30.4                 | 86          | 4.7  | 27.6 | 4.4 |  |  |
| 253     |                |  |                |                      |                      | Khandwa      | Sample not available |             |      |      |     |  |  |
| 254     |                |  |                |                      |                      | Rahuri       | 29.4                 | 82          | 3.8  | 28.4 | 6.3 |  |  |
| 255     |                |  |                |                      |                      | Surat        | 31.6                 | 83          | 4.3  | 27.5 | 6.0 |  |  |
| 256     |                |  |                |                      | Talod                | 31.2         | 86                   | 4.9         | 29.2 | 4.6  |     |  |  |
| 257     |                |  | Bhatinda       | Sample not available |                      |              |                      |             |      |      |     |  |  |
| 258     |                |  | Faridkot       | 24.8                 | 81                   | 4.5          | 28.4                 | 4.9         |      |      |     |  |  |
| 259     |                |  | Hissar         | 24.0                 | 81                   | 3.8          | 27.1                 | 4.7         |      |      |     |  |  |
| 260     |                |  | Kanpur         | 28.1                 | 84                   | 4.4          | 27.9                 | 4.4         |      |      |     |  |  |
| 261     |                |  | SGNR           | 26.4                 | 83                   | 4.9          | 28.4                 | 4.7         |      |      |     |  |  |
| 262     |                |  | Coimbatore     | 32.0                 | 83                   | 4.1          | 29.2                 | 5.5         |      |      |     |  |  |
| 263     |                |  | Dharwad        | 32.9                 | 84                   | 4.7          | 29.8                 | 5.7         |      |      |     |  |  |

| Sr. No. | Code No.       | Entry Name | Zone   | Location       | UHML (mm)            | UI   | Mic | Str (g/tex) | E%  |
|---------|----------------|------------|--------|----------------|----------------------|------|-----|-------------|-----|
| 264     |                |            |        | Lam            | 34.6                 | 84   | 4.1 | 34.7        | 6.0 |
| 265     |                |            |        | Raichur        | 33.9                 | 84   | 3.6 | 34.4        | 6.1 |
| 266     |                |            |        | Srivilliputhur | 31.3                 | 84   | 3.2 | 31.9        | 5.7 |
| 267     | 615            | FHH 272    | Cental | Aurangabad     | 27.2                 | 83   | 3.2 | 27.5        | 5.5 |
| 268     |                |            |        | Banswara       | 27.4                 | 83   | 4.5 | 25.3        | 4.5 |
| 269     |                |            |        | Bhavanipatna   | 28.9                 | 84   | 3.8 | 31.6        | 4.9 |
| 270     |                |            |        | Himatnagar     | 27.6                 | 84   | 4.9 | 27.4        | 4.6 |
| 271     |                |            |        | Junagadh       | 27.7                 | 85   | 4.8 | 27.6        | 4.7 |
| 272     |                |            |        | Khandwa        | Sample not available |      |     |             |     |
| 273     |                |            |        | Rahuri         | 28.2                 | 82   | 4.4 | 28.8        | 6.0 |
| 274     |                |            |        | Surat          | 28.5                 | 82   | 4.8 | 26.2        | 5.8 |
| 275     |                |            |        | Talod          | 28.8                 | 85   | 5.0 | 28.7        | 4.3 |
| 276     |                |            | North  | Bhatinda       | 25.9                 | 82   | 4.7 | 29.0        | 4.6 |
| 277     |                |            |        | Faridkot       | 27.3                 | 82   | 4.6 | 29.5        | 4.8 |
| 278     |                |            |        | Hissar         | 23.6                 | 79   | 4.6 | 25.2        | 5.1 |
| 279     |                |            |        | Kanpur         | 26.2                 | 83   | 4.5 | 26.3        | 4.4 |
| 280     |                |            |        | SGNR           | 27.9                 | 83   | 4.3 | 28.8        | 4.8 |
| 281     |                |            | South  | Coimbatore     | 27.7                 | 81   | 3.8 | 26.8        | 5.5 |
| 282     |                |            |        | Dharwad        | 30.3                 | 83   | 4.8 | 24.7        | 5.7 |
| 283     |                |            |        | Lam            | 30.0                 | 83   | 4.1 | 27.7        | 6.1 |
| 284     |                |            |        | Raichur        | 30.0                 | 83   | 4.1 | 26.5        | 5.9 |
| 285     |                |            |        | Srivilliputhur | 28.9                 | 84   | 4.0 | 30.4        | 5.3 |
| 286     | 616            | RAHH 671   | Cental | Aurangabad     | 30.5                 | 81   | 3.4 | 31.1        | 6.1 |
| 287     |                |            |        | Banswara       | 32.2                 | 82   | 4.3 | 28.3        | 4.4 |
| 288     |                |            |        | Bhavanipatna   | 33.6                 | 88   | 4.5 | 33.8        | 4.5 |
| 289     |                |            |        | Himatnagar     | 32.6                 | 86   | 4.8 | 33.1        | 4.7 |
| 290     |                |            |        | Junagadh       | 31.5                 | 87   | 4.3 | 30.9        | 4.4 |
| 291     |                |            |        | Khandwa        | Sample not available |      |     |             |     |
| 292     |                |            |        | Rahuri         | 31.0                 | 83   | 4.1 | 28.5        | 6.1 |
| 293     |                |            |        | Surat          | 31.4                 | 83   | 4.0 | 26.6        | 5.6 |
| 294     |                |            |        | Talod          | 34.0                 | 87   | 4.6 | 32.8        | 4.5 |
| 295     |                |            | North  | Bhatinda       | Sample not available |      |     |             |     |
| 296     |                |            |        | Faridkot       | 27.9                 | 82   | 3.7 | 27.6        | 5.2 |
| 297     |                |            |        | Hissar         | 26.6                 | 80   | 4.0 | 28.9        | 5.1 |
| 298     |                |            |        | Kanpur         | 30.2                 | 84   | 4.3 | 28.5        | 4.4 |
| 299     |                |            |        | SGNR           | 30.4                 | 84   | 3.9 | 27.3        | 5.4 |
| 300     |                |            | South  | Coimbatore     | 31.9                 | 83   | 3.7 | 28.1        | 5.4 |
| 301     |                |            |        | Dharwad        | 33.3                 | 84   | 4.5 | 30.3        | 6.1 |
| 302     |                |            |        | Lam            | 34.6                 | 85   | 4.7 | 31.6        | 5.9 |
| 303     |                |            |        | Raichur        | 35.3                 | 85   | 3.8 | 35.2        | 5.8 |
| 304     | Srivilliputhur | 31.3       |        | 82             | 3.3                  | 30.1 | 5.8 |             |     |
| 305     | 617            | CSHG 2911  | Cental | Aurangabad     | Sample not available |      |     |             |     |
| 306     |                |            |        | Banswara       | 29.6                 | 83   | 4.2 | 27.5        | 4.6 |
| 307     |                |            |        | Bhavanipatna   | 30.3                 | 86   | 4.1 | 30.4        | 4.7 |
| 308     |                |            |        | Himatnagar     | 27.2                 | 85   | 4.6 | 27.5        | 4.9 |
| 309     |                |            |        | Junagadh       | 28.1                 | 86   | 4.7 | 28.4        | 4.7 |
| 310     |                |            |        | Khandwa        | Sample not available |      |     |             |     |
| 311     |                |            |        | Rahuri         | 29.8                 | 82   | 3.8 | 27.5        | 5.9 |
| 312     |                |            |        | Surat          | 29.3                 | 82   | 4.5 | 25.1        | 5.4 |
| 313     |                |            |        | Talod          | 29.8                 | 85   | 4.8 | 28.8        | 5.0 |
| 314     |                |            | North  | Bhatinda       | Sample not available |      |     |             |     |
| 315     |                |            |        | Faridkot       | 26.5                 | 83   | 4.5 | 27.2        | 4.8 |
| 316     |                |            |        | Hissar         | 25.4                 | 82   | 4.1 | 26.0        | 5.1 |

| Sr. No. | Code No. | Entry Name     | Zone                 | Location       | UHML (mm)            | UI         | Mic                  | Str (g/tex) | E%   |      |      |
|---------|----------|----------------|----------------------|----------------|----------------------|------------|----------------------|-------------|------|------|------|
| 317     |          |                |                      | Kanpur         | 27.9                 | 83         | 4.5                  | 27.3        | 4.5  |      |      |
| 318     |          |                |                      | SGNR           | 29.4                 | 84         | 4.0                  | 29.0        | 5.0  |      |      |
| 319     |          |                | South                | Coimbatore     | 29.4                 | 82         | 3.9                  | 27.8        | 5.8  |      |      |
| 320     |          |                |                      | Dharwad        | 31.0                 | 83         | 4.6                  | 26.2        | 6.1  |      |      |
| 321     |          |                |                      | Lam            | Sample not available |            |                      |             |      |      |      |
| 322     |          |                |                      | Raichur        | 30.5                 | 83         | 3.5                  | 31.2        | 5.7  |      |      |
| 323     |          |                |                      | Srivilliputhur | 28.3                 | 83         | 3.6                  | 28.1        | 5.9  |      |      |
| 324     |          |                |                      | 618            | GSHH-2737            | Cental     | Aurangabad           | 27.9        | 82   | 3.6  | 28.2 |
| 325     |          |                | Banswara             |                |                      |            | 27.1                 | 84          | 5.0  | 25.8 | 4.5  |
| 326     |          |                | Bhavanipatna         |                |                      |            | 28.5                 | 85          | 4.4  | 32.7 | 5.0  |
| 327     |          |                | Himatnagar           |                |                      |            | 28.0                 | 85          | 4.4  | 25.8 | 4.5  |
| 328     |          |                | Junagadh             |                |                      |            | 28.4                 | 85          | 4.5  | 28.4 | 4.5  |
| 329     |          |                | Khandwa              |                |                      |            | Sample not available |             |      |      |      |
| 330     | Rahuri   | 28.0           | 82                   |                |                      |            | 3.9                  | 30.7        | 6.1  |      |      |
| 331     | Surat    | 27.3           | 81                   |                |                      |            | 4.7                  | 27.1        | 5.9  |      |      |
| 332     | Talod    | 27.9           | 83                   |                |                      |            | 5.0                  | 26.7        | 4.7  |      |      |
| 333     | North    | Bhatinda       | Sample not available |                |                      |            |                      |             |      |      |      |
| 334     |          | Faridkot       | 26.2                 |                |                      | 81         | 5.0                  | 25.5        | 5.4  |      |      |
| 335     |          | Hissar         | 24.7                 |                |                      | 81         | 3.6                  | 24.7        | 4.9  |      |      |
| 336     |          | Kanpur         | 27.7                 |                |                      | 84         | 4.4                  | 29.1        | 4.4  |      |      |
| 337     |          | SGNR           | 26.4                 |                |                      | 83         | 4.0                  | 23.2        | 5.2  |      |      |
| 338     | South    | Coimbatore     | 26.3                 |                |                      | 80         | 4.0                  | 28.2        | 6.0  |      |      |
| 339     |          | Dharwad        | 29.5                 |                |                      | 82         | 4.7                  | 26.1        | 6.1  |      |      |
| 340     |          | Lam            | 28.6                 |                |                      | 82         | 4.8                  | 26.7        | 5.8  |      |      |
| 341     |          | Raichur        | 29.6                 |                |                      | 82         | 4.1                  | 29.4        | 5.8  |      |      |
| 342     |          | Srivilliputhur | 28.0                 |                |                      | 84         | 3.5                  | 31.6        | 6.2  |      |      |
| 343     | 619      | HHH 496        | Cental               |                |                      | Aurangabad | Sample not available |             |      |      |      |
| 344     |          |                |                      |                |                      | Banswara   | 25.7                 | 83          | 5.0  | 24.8 | 4.6  |
| 345     |          |                |                      | Bhavanipatna   | 27.1                 | 84         | 4.1                  | 29.5        | 5.0  |      |      |
| 346     |          |                |                      | Himatnagar     | 26.3                 | 83         | 4.6                  | 27.5        | 4.8  |      |      |
| 347     |          |                |                      | Junagadh       | 25.8                 | 83         | 4.8                  | 25.1        | 4.3  |      |      |
| 348     |          |                |                      | Khandwa        | Sample not available |            |                      |             |      |      |      |
| 349     |          |                |                      | Rahuri         | 26.8                 | 81         | 3.9                  | 28.3        | 6.0  |      |      |
| 350     |          |                |                      | Surat          | 26.9                 | 80         | 3.9                  | 28.1        | 5.5  |      |      |
| 351     |          |                |                      | Talod          | 26.5                 | 84         | 4.9                  | 27.9        | 4.8  |      |      |
| 352     |          |                |                      | North          | Bhatinda             | 24.2       | 82                   | 3.8         | 27.0 | 5.0  |      |
| 353     |          |                | Faridkot             |                | 25.1                 | 80         | 4.7                  | 24.4        | 5.3  |      |      |
| 354     |          |                | Hissar               |                | 22.6                 | 79         | 3.8                  | 24.3        | 5.0  |      |      |
| 355     |          |                | Kanpur               |                | 24.5                 | 82         | 4.9                  | 25.9        | 4.4  |      |      |
| 356     |          |                | SGNR                 |                | 23.2                 | 80         | 3.9                  | 23.8        | 5.0  |      |      |
| 357     |          |                | South                | Coimbatore     | Sample not available |            |                      |             |      |      |      |
| 358     |          |                |                      | Dharwad        | 25.9                 | 81         | 4.5                  | 26.3        | 5.7  |      |      |
| 359     |          |                |                      | Lam            | 26.5                 | 81         | 4.3                  | 27.8        | 5.9  |      |      |
| 360     |          |                |                      | Raichur        | 27.5                 | 81         | 4.0                  | 27.8        | 5.5  |      |      |
| 361     |          |                |                      | Srivilliputhur | 26.0                 | 82         | 3.9                  | 26.2        | 5.8  |      |      |
| 362     | 620      | RHH-1121       | Cental               | Aurangabad     | 27.3                 | 82         | 4.7                  | 25.5        | 5.4  |      |      |
| 363     |          |                |                      | Banswara       | 28.0                 | 83         | 5.2                  | 27.3        | 4.4  |      |      |
| 364     |          |                |                      | Bhavanipatna   | 28.2                 | 85         | 4.9                  | 32.3        | 5.0  |      |      |
| 365     |          |                |                      | Himatnagar     | 28.8                 | 84         | 5.5                  | 28.7        | 4.7  |      |      |
| 366     |          |                |                      | Junagadh       | 28.6                 | 84         | 5.5                  | 26.7        | 4.4  |      |      |
| 367     |          |                |                      | Khandwa        | Sample not available |            |                      |             |      |      |      |
| 368     |          |                |                      | Rahuri         | 27.8                 | 81         | 4.2                  | 29.8        | 6.2  |      |      |
| 369     |          |                |                      | Surat          | 28.2                 | 82         | 5.1                  | 26.9        | 5.7  |      |      |



| Sr. No. | Code No.       | Entry Name           | Zone           | Location             | UHML (mm)            | UI     | Mic        | Str (g/tex) | E%   |     |
|---------|----------------|----------------------|----------------|----------------------|----------------------|--------|------------|-------------|------|-----|
| 370     |                |                      | North          | Talod                | 28.3                 | 83     | 5.2        | 29.4        | 4.7  |     |
| 371     |                |                      |                | Bhatinda             | 25.1                 | 81     | 5.4        | 28.1        | 4.5  |     |
| 372     |                |                      |                | Faridkot             | 24.5                 | 81     | 4.8        | 26.5        | 5.2  |     |
| 373     |                |                      |                | Hissar               | 25.2                 | 80     | 4.1        | 25.0        | 5.1  |     |
| 374     |                |                      |                | Kanpur               | 27.1                 | 84     | 4.9        | 29.3        | 4.2  |     |
| 375     |                |                      |                | SGNR                 | 26.1                 | 81     | 4.3        | 26.9        | 5.4  |     |
| 376     |                |                      | South          | Coimbatore           | 27.9                 | 81     | 4.7        | 28.6        | 6.0  |     |
| 377     |                |                      |                | Dharwad              | 28.9                 | 82     | 5.1        | 28.1        | 5.8  |     |
| 378     |                |                      |                | Lam                  | 28.1                 | 82     | 4.6        | 28.4        | 6.0  |     |
| 379     |                |                      |                | Raichur              | 30.5                 | 83     | 4.9        | 27.3        | 6.1  |     |
| 380     |                |                      |                | Srivilliputhur       | 27.4                 | 82     | 3.9        | 26.9        | 5.8  |     |
| 381     |                |                      |                | 621                  | Local Check          | Cental | Aurangabad | 25.4        | 81   | 4.1 |
| 382     | Banswara       | 30.9                 | 84             |                      |                      |        | 4.4        | 28.1        | 4.4  |     |
| 383     | Bhavanipatna   | 32.8                 | 87             |                      |                      |        | 4.3        | 32.5        | 4.8  |     |
| 384     | Himatnagar     | 28.1                 | 85             |                      |                      |        | 4.9        | 29.4        | 4.5  |     |
| 385     | Junagadh       | 26.8                 | 85             |                      |                      |        | 4.6        | 25.9        | 4.2  |     |
| 386     | Khandwa        | Sample not available |                |                      |                      |        |            |             |      |     |
| 387     | Rahuri         | 24.7                 | 79             |                      |                      |        | 4.9        | 26.8        | 6.2  |     |
| 388     | Surat          | 28.1                 | 82             |                      |                      |        | 4.3        | 29.0        | 5.5  |     |
| 389     | Talod          | 29.3                 | 85             |                      |                      |        | 4.7        | 31.9        | 4.6  |     |
| 390     | North          | Bhatinda             | 25.7           |                      |                      |        | 84         | 4.7         | 34.1 | 4.9 |
| 391     |                | Faridkot             | 24.7           |                      |                      | 82     | 4.7        | 26.3        | 4.8  |     |
| 392     |                | Hissar               | 22.8           |                      |                      | 80     | 3.6        | 22.7        | 5.1  |     |
| 393     |                | Kanpur               | 26.2           |                      |                      | 83     | 4.6        | 28.4        | 4.3  |     |
| 394     |                | SGNR                 | 24.1           |                      |                      | 82     | 4.4        | 23.7        | 5.3  |     |
| 395     |                | South                | Coimbatore     |                      |                      | 29.5   | 82         | 4.0         | 28.1 | 5.9 |
| 396     |                |                      | Dharwad        |                      |                      | 27.2   | 81         | 5.0         | 26.9 | 5.8 |
| 397     |                |                      | Lam            |                      |                      | 29.1   | 82         | 4.4         | 29.1 | 5.7 |
| 398     |                |                      | Raichur        |                      |                      | 31.0   | 83         | 4.6         | 27.3 | 5.9 |
| 399     |                |                      | Srivilliputhur |                      |                      | 30.4   | 84         | 3.5         | 30.3 | 5.7 |
| 400     | 622            |                      | Ankur 4252     |                      |                      | Cental | Aurangabad | 30.3        | 82   | 3.7 |
| 401     |                | Banswara             |                | 25.8                 | 82                   |        | 5.0        | 24.3        | 4.5  |     |
| 402     |                | Bhavanipatna         |                | 33.5                 | 85                   |        | 4.4        | 30.6        | 4.5  |     |
| 403     |                | Himatnagar           |                | 32.2                 | 86                   |        | 4.0        | 31.7        | 4.7  |     |
| 404     |                | Junagadh             |                | 32.1                 | 86                   |        | 3.8        | 27.2        | 4.3  |     |
| 405     |                | Khandwa              |                | Sample not available |                      |        |            |             |      |     |
| 406     |                | Rahuri               |                | 33.5                 | 84                   |        | 3.7        | 33.6        | 6.2  |     |
| 407     |                | Surat                |                | 33.8                 | 84                   |        | 3.7        | 31.0        | 5.8  |     |
| 408     |                | Talod                |                | 33.1                 | 87                   |        | 4.4        | 29.4        | 4.4  |     |
| 409     |                | North                |                | Bhatinda             | Sample not available |        |            |             |      |     |
| 410     |                |                      |                | Faridkot             | 28.1                 | 81     | 3.6        | 27.5        | 5.0  |     |
| 411     |                |                      |                | Hissar               | 26.2                 | 81     | 2.8        | 25.8        | 5.1  |     |
| 412     |                |                      |                | Kanpur               | 30.0                 | 83     | 4.1        | 27.7        | 4.2  |     |
| 413     |                |                      |                | SGNR                 | 29.5                 | 84     | 4.0        | 28.2        | 4.7  |     |
| 414     |                |                      |                | South                | Coimbatore           | 32.8   | 84         | 4.0         | 29.3 | 5.8 |
| 415     |                | Dharwad              |                |                      | 34.5                 | 84     | 4.5        | 30.9        | 6.0  |     |
| 416     |                | Lam                  |                |                      | 35.3                 | 85     | 4.1        | 32.9        | 5.8  |     |
| 417     |                | Raichur              |                |                      | 35.5                 | 85     | 3.7        | 32.4        | 5.7  |     |
| 418     | Srivilliputhur | 32.1                 | 85             |                      | 3.1                  | 30.8   | 5.7        |             |      |     |
| 419     | 623            | GJHH-5               | Cental         | Aurangabad           | 25.8                 | 83     | 4.8        | 25.8        | 5.6  |     |
| 420     |                |                      |                | Banswara             | 26.3                 | 80     | 5.1        | 25.0        | 5.5  |     |
| 421     |                |                      |                | Bhavanipatna         | 27.4                 | 85     | 5.5        | 31.0        | 5.3  |     |
| 422     |                |                      |                | Himatnagar           | 30.0                 | 81     | 4.9        | 27.6        | 4.7  |     |

| Sr. No. | Code No.       | Entry Name           | Zone           | Location     | UHML (mm)            | UI         | Mic  | Str (g/tex) | E%  |      |     |
|---------|----------------|----------------------|----------------|--------------|----------------------|------------|------|-------------|-----|------|-----|
| 423     |                |                      |                | Junagadh     | 26.4                 | 84         | 5.1  | 26.5        | 4.7 |      |     |
| 424     |                |                      |                | Khandwa      | Sample not available |            |      |             |     |      |     |
| 425     |                |                      |                | Rahuri       | 27.7                 | 81         | 4.9  | 29.7        | 5.9 |      |     |
| 426     |                |                      |                | Surat        | 27.8                 | 81         | 3.6  | 28.0        | 5.9 |      |     |
| 427     |                |                      |                | Talod        | 27.5                 | 84         | 5.6  | 29.2        | 4.8 |      |     |
| 428     |                |                      | North          | Bhatinda     | Sample not available |            |      |             |     |      |     |
| 429     |                |                      |                | Faridkot     | 24.5                 | 79         | 4.1  | 24.2        | 5.8 |      |     |
| 430     |                |                      |                | Hissar       | 26.4                 | 81         | 3.6  | 24.6        | 4.8 |      |     |
| 431     |                |                      |                | Kanpur       | 25.2                 | 82         | 5.4  | 27.2        | 4.4 |      |     |
| 432     |                |                      | South          | SGNR         | Sample not available |            |      |             |     |      |     |
| 433     |                |                      |                | Coimbatore   | 24.7                 | 79         | 5.1  | 26.0        | 5.6 |      |     |
| 434     |                |                      |                | Dharwad      | 27.0                 | 81         | 5.4  | 27.6        | 5.9 |      |     |
| 435     |                |                      |                | Lam          | 27.6                 | 81         | 5.2  | 28.9        | 5.9 |      |     |
| 436     |                |                      |                | Raichur      | 27.0                 | 81         | 5.3  | 26.7        | 5.8 |      |     |
| 437     |                |                      | Srivilliputhur | 27.0         | 84                   | 4.8        | 27.5 | 5.4         |     |      |     |
| 438     |                |                      | 624            | GSGHH-630    | Cental               | Aurangabad | 27.5 | 83          | 3.4 | 27.9 | 5.5 |
| 439     |                |                      |                |              |                      | Banswara   | 27.3 | 81          | 5.2 | 26.3 | 5.6 |
| 440     | Bhavanipatna   | 29.3                 |                |              |                      | 85         | 5.1  | 33.4        | 4.7 |      |     |
| 441     | Himatnagar     | 27.5                 |                |              |                      | 84         | 4.9  | 28.4        | 4.7 |      |     |
| 442     | Junagadh       | 28.2                 |                |              |                      | 86         | 5.1  | 28.7        | 4.6 |      |     |
| 443     | Khandwa        | Sample not available |                |              |                      |            |      |             |     |      |     |
| 444     | Rahuri         | 29.9                 |                |              |                      | 82         | 3.9  | 27.8        | 5.8 |      |     |
| 445     | Surat          | 29.7                 |                |              |                      | 82         | 5.0  | 27.1        | 5.9 |      |     |
| 446     | Talod          | 28.6                 |                |              | 85                   | 5.2        | 31.2 | 4.4         |     |      |     |
| 447     | North          | Bhatinda             |                |              | Sample not available |            |      |             |     |      |     |
| 448     |                | Faridkot             |                |              | 24.8                 | 80         | 4.8  | 27.1        | 5.0 |      |     |
| 449     |                | Hissar               |                |              | 25.6                 | 80         | 4.0  | 25.8        | 4.7 |      |     |
| 450     |                | Kanpur               |                |              | 26.9                 | 81         | 5.1  | 28.3        | 4.2 |      |     |
| 451     | South          | SGNR                 |                |              | Sample not available |            |      |             |     |      |     |
| 452     |                | Coimbatore           |                |              | 26.7                 | 81         | 4.8  | 27.8        | 5.8 |      |     |
| 453     |                | Dharwad              |                |              | 29.4                 | 82         | 5.1  | 28.6        | 6.0 |      |     |
| 454     |                | Lam                  |                |              | 27.1                 | 81         | 4.1  | 28.4        | 6.0 |      |     |
| 455     |                | Raichur              | 29.4           | 82           | 4.6                  | 26.4       | 5.7  |             |     |      |     |
| 456     | Srivilliputhur | 28.9                 | 84             | 3.7          | 28.9                 | 5.4        |      |             |     |      |     |
| 457     | 625            | LAHH 28              | Cental         | Aurangabad   | 27.6                 | 83         | 3.5  | 25.4        | 5.4 |      |     |
| 458     |                |                      |                | Banswara     | 29.6                 | 82         | 4.3  | 24.2        | 5.9 |      |     |
| 459     |                |                      |                | Bhavanipatna | 29.2                 | 85         | 3.8  | 30.3        | 4.8 |      |     |
| 460     |                |                      |                | Himatnagar   | 28.4                 | 86         | 4.2  | 31.7        | 4.6 |      |     |
| 461     |                |                      |                | Junagadh     | 28.7                 | 86         | 4.5  | 28.5        | 4.2 |      |     |
| 462     |                |                      |                | Khandwa      | Sample not available |            |      |             |     |      |     |
| 463     |                |                      |                | Rahuri       | 31.2                 | 83         | 3.7  | 30.1        | 6.3 |      |     |
| 464     |                |                      |                | Surat        | 29.4                 | 82         | 4.4  | 27.4        | 6.0 |      |     |
| 465     |                |                      | Talod          | 29.2         | 86                   | 4.7        | 29.4 | 4.6         |     |      |     |
| 466     |                |                      | North          | Bhatinda     | Sample not available |            |      |             |     |      |     |
| 467     |                |                      |                | Faridkot     | 26.7                 | 82         | 4.4  | 27.4        | 4.8 |      |     |
| 468     |                |                      |                | Hissar       | 24.7                 | 81         | 3.9  | 26.2        | 4.8 |      |     |
| 469     |                |                      |                | Kanpur       | 28.2                 | 85         | 4.5  | 30.2        | 4.1 |      |     |
| 470     |                |                      | South          | SGNR         | Sample not available |            |      |             |     |      |     |
| 471     |                |                      |                | Coimbatore   | 28.9                 | 82         | 4.1  | 27.0        | 5.8 |      |     |
| 472     |                |                      |                | Dharwad      | 30.1                 | 83         | 4.4  | 24.8        | 5.6 |      |     |
| 473     |                |                      |                | Lam          | 29.9                 | 82         | 4.3  | 28.7        | 5.8 |      |     |
| 474     | Raichur        | 31.8                 |                | 83           | 4.1                  | 30.8       | 5.7  |             |     |      |     |
| 475     | Srivilliputhur | 28.6                 | 83             | 3.5          | 30.4                 | 5.5        |      |             |     |      |     |

| Sr. No. | Code No. | Entry Name | Zone           | Location             | UHML (mm)            | UI  | Mic  | Str (g/tex) | E%  |
|---------|----------|------------|----------------|----------------------|----------------------|-----|------|-------------|-----|
| 476     | 626      | BGDHH 697  | Central        | Aurangabad           | 27.0                 | 82  | 3.5  | 27.3        | 5.3 |
| 477     |          |            |                | Banswara             | 29.2                 | 82  | 4.8  | 24.4        | 6.0 |
| 478     |          |            |                | Bhavanipatna         | 27.3                 | 84  | 4.7  | 29.4        | 4.5 |
| 479     |          |            |                | Himatnagar           | 28.1                 | 85  | 4.7  | 28.4        | 4.8 |
| 480     |          |            |                | Junagadh             | 29.0                 | 86  | 3.6  | 28.9        | 4.6 |
| 481     |          |            |                | Khandwa              | Sample not available |     |      |             |     |
| 482     |          |            |                | Rahuri               | 29.6                 | 82  | 4.4  | 27.4        | 6.1 |
| 483     |          |            |                | Surat                | 33.1                 | 84  | 4.3  | 33.8        | 6.4 |
| 484     |          |            |                | Talod                | 30.9                 | 87  | 4.9  | 32.1        | 4.9 |
| 485     |          |            |                | Bhatinda             | Sample not available |     |      |             |     |
| 486     |          |            | Faridkot       | 27.6                 | 82                   | 4.7 | 26.1 | 5.2         |     |
| 487     |          |            | Hissar         | 23.9                 | 82                   | 4.4 | 23.5 | 5.1         |     |
| 488     |          |            | Kanpur         | 26.5                 | 82                   | 4.3 | 27.8 | 4.8         |     |
| 489     |          |            | SGNR           | Sample not available |                      |     |      |             |     |
| 490     |          |            | Coimbatore     | 27.8                 | 81                   | 4.9 | 30.0 | 5.9         |     |
| 491     |          |            | Dharwad        | 29.7                 | 82                   | 4.6 | 27.2 | 6.1         |     |
| 492     |          |            | Lam            | 30.6                 | 83                   | 4.5 | 28.7 | 6.1         |     |
| 493     |          |            | Raichur        | 30.7                 | 83                   | 4.1 | 27.0 | 5.8         |     |
| 494     |          |            | Srivilliputhur | 29.6                 | 85                   | 3.9 | 30.7 | 5.9         |     |

## Bro5 b PHT – Intra hirsutum – Hybrid

| Sr. No. | Code No. | Entry Name | Zone    | Location   | UHML (mm)            | UI | Mic | Str (g/tex) | E%   |
|---------|----------|------------|---------|------------|----------------------|----|-----|-------------|------|
| 1       | 651      | BGDHH 697  | Central | Akola      | 31.7                 | 86 | 3.2 | 33.6        | 5.9  |
| 2       |          |            |         | Hansot     | 34.2                 | 84 | 3.9 | 35.6        | 6.5  |
| 3       |          |            |         | Indore     | 27.4                 | 81 | 3.5 | 24.3        | 4.6  |
| 4       |          |            |         | Nanded     | 31.1                 | 82 | 3.0 | 30.6        | 5.1  |
| 5       |          |            | South   | Dharwad    | 31.1                 | 84 | 3.8 | 29.9        | 5.1  |
| 6       |          |            |         | Kovilpatti | 31.6                 | 82 | 4.1 | 32.5        | 6.2  |
| 7       |          |            |         | Nandyal    | 28.7                 | 81 | 3.2 | 27.6        | >7.0 |
| 8       |          |            |         | Perambalur | 29.1                 | 84 | 4.0 | 29.0        | 6.1  |
| 9       |          |            |         | Raichur    | 30.2                 | 84 | 3.1 | 30.3        | 5.2  |
| 10      | 652      | RAHH 630   | Central | Akola      | 29.4                 | 84 | 4.5 | 31.7        | 5.2  |
| 11      |          |            |         | Hansot     | 31.2                 | 83 | 3.8 | 27.0        | 5.8  |
| 12      |          |            |         | Indore     | 27.9                 | 81 | 2.2 | 27.9        | 5.4  |
| 13      |          |            |         | Nanded     | 28.6                 | 83 | 3.7 | 26.8        | 5.5  |
| 14      |          |            | South   | Dharwad    | 29.0                 | 84 | 3.7 | 28.9        | 5.9  |
| 15      |          |            |         | Kovilpatti | 29.7                 | 87 | 4.0 | 31.2        | 6.2  |
| 16      |          |            |         | Nandyal    | 26.8                 | 80 | 3.1 | 26.4        | >7.0 |
| 17      |          |            |         | Perambalur | 30.0                 | 86 | 5.0 | 32.7        | 6.3  |
| 18      |          |            |         | Raichur    | 29.0                 | 85 | 4.1 | 30.2        | 5.4  |
| 19      | 653      | ACH-151    | Central | Akola      | 29.1                 | 85 | 5.4 | 34.2        | 4.9  |
| 20      |          |            |         | Hansot     | 30.1                 | 83 | 3.9 | 25.8        | 5.5  |
| 21      |          |            |         | Indore     | 29.0                 | 82 | 3.0 | 30.1        | 5.5  |
| 22      |          |            |         | Nanded     | 27.5                 | 84 | 4.2 | 30.0        | 5.2  |
| 23      |          |            | South   | Dharwad    | 28.2                 | 85 | 4.0 | 27.9        | 5.3  |
| 24      |          |            |         | Nandyal    | 26.4                 | 84 | 4.4 | 27.2        | >7.0 |
| 25      |          |            |         | Perambalur | 29.7                 | 88 | 4.3 | 33.3        | 6.2  |
| 26      |          |            |         | Raichur    | 26.5                 | 83 | 4.3 | 30.7        | 4.9  |
| 27      |          |            |         | Kovilpatti | 28.6                 | 85 | 4.2 | 31.3        | 6.2  |
| 28      | 654      | DHH-1551   | Central | Akola      | Sample not available |    |     |             |      |
| 29      |          |            |         | Hansot     | 31.1                 | 83 | 3.9 | 27.4        | 5.8  |
| 30      |          |            |         | Indore     | 28.7                 | 82 | 2.1 | 27.1        | 5.0  |
| 31      |          |            |         | Nanded     | 27.1                 | 82 | 4.4 | 25.9        | 5.0  |
| 32      |          |            | South   | Dharwad    | 28.6                 | 84 | 4.5 | 30.0        | 5.3  |
| 33      |          |            |         | Nandyal    | 26.6                 | 83 | 3.8 | 25.1        | >7.0 |
| 34      |          |            |         | Perambalur | 29.9                 | 84 | 4.7 | 28.7        | 6.1  |
| 35      |          |            |         | Raichur    | 26.4                 | 82 | 3.8 | 29.0        | 5.1  |
| 36      |          |            |         | Kovilpatti | 29.8                 | 84 | 4.3 | 33.0        | 6.2  |
| 37      | 655      | GTHH-215   | Central | Akola      | Sample not available |    |     |             |      |
| 38      |          |            |         | Hansot     | 26.8                 | 81 | 5.1 | 26.9        | 5.8  |
| 39      |          |            |         | Indore     | 25.2                 | 80 | 3.9 | 27.1        | 5.8  |
| 40      |          |            |         | Nanded     | 24.0                 | 80 | 4.7 | 24.3        | 5.8  |
| 41      |          |            | South   | Dharwad    | 25.9                 | 82 | 4.9 | 26.1        | 5.5  |
| 42      |          |            |         | Nandyal    | 23.5                 | 81 | 4.3 | 25.3        | >7.0 |
| 43      |          |            |         | Perambalur | 25.9                 | 83 | 6.1 | 28.1        | 6.2  |
| 44      |          |            |         | Raichur    | 24.9                 | 80 | 4.7 | 28.0        | 5.5  |
| 45      |          |            |         | Kovilpatti | 25.6                 | 82 | 4.9 | 27.5        | 6.3  |
| 46      | 656      | NHH 719    | Central | Akola      | Sample not available |    |     |             |      |
| 47      |          |            |         | Hansot     | 27.5                 | 81 | 3.8 | 28.5        | 5.6  |
| 48      |          |            |         | Indore     | 28.9                 | 82 | 2.5 | 28.2        | 5.2  |
| 49      |          |            |         | Nanded     | 27.4                 | 83 | 4.3 | 29.5        | 5.2  |
| 50      |          |            | South   | Dharwad    | 29.5                 | 84 | 4.9 | 29.0        | 5.0  |
| 51      |          |            |         | Nandyal    | 26.5                 | 83 | 4.3 | 26.7        | >7.0 |

| Sr. No. | Code No. | Entry Name | Zone    | Location                      | UHML (mm)            | UI         | Mic                  | Str (g/tex) | E%   |      |     |
|---------|----------|------------|---------|-------------------------------|----------------------|------------|----------------------|-------------|------|------|-----|
| 52      |          |            |         | Perambalur                    | 29.3                 | 84         | 5.2                  | 32.2        | 6.3  |      |     |
| 53      |          |            |         | Raichur                       | 28.2                 | 83         | 3.6                  | 30.0        | 5.0  |      |     |
| 54      |          |            |         | Kovilpatti                    | 29.2                 | 85         | 4.6                  | 31.0        | 6.3  |      |     |
| 55      | 657      | ARBHH-1551 | Central | Akola                         | Sample not available |            |                      |             |      |      |     |
| 56      |          |            |         | Hansot                        | 33.0                 | 84         | 3.7                  | 33.8        | 5.4  |      |     |
| 57      |          |            |         | Indore                        | 25.4                 | 80         | 2.2                  | 26.3        | 4.9  |      |     |
| 58      |          |            |         | Nanded                        | 27.6                 | 83         | 4.2                  | 26.3        | 5.0  |      |     |
| 59      |          |            | South   | Dharwad                       | 30.0                 | 84         | 5.0                  | 27.6        | 5.2  |      |     |
| 60      |          |            |         | Nandyal                       | 27.8                 | 80         | 3.9                  | 27.0        | >7.0 |      |     |
| 61      |          |            |         | Perambalur                    | 29.1                 | 85         | 4.6                  | 30.9        | 6.2  |      |     |
| 62      |          |            |         | Raichur                       | 29.7                 | 84         | 3.8                  | 28.8        | 5.2  |      |     |
| 63      |          |            |         |                               |                      | Kovilpatti | 30.3                 | 83          | 2.7  | 31.4 | 6.2 |
| 64      |          |            | 658     | Zonal Check (Ankur 651/Bunny) | Central              | Akola      | Sample not available |             |      |      |     |
| 65      | Hansot   | 33.8       |         |                               |                      | 84         | 3.8                  | 35.2        | 6.7  |      |     |
| 66      | Indore   | 26.5       |         |                               |                      | 80         | 2.4                  | 21.8        | 5.1  |      |     |
| 67      | Nanded   | 28.6       |         |                               |                      | 83         | 3.8                  | 29.7        | 5.4  |      |     |
| 68      | South    | Dharwad    |         |                               | 30.1                 | 82         | 4.1                  | 26.2        | 5.0  |      |     |
| 69      |          | Nandyal    |         |                               | 28.6                 | 83         | 3.6                  | 28.7        | >7.0 |      |     |
| 70      |          | Perambalur |         |                               | 34.4                 | 88         | 4.1                  | 38.1        | 6.2  |      |     |
| 71      |          | Raichur    |         |                               | 29.7                 | 82         | 3.2                  | 30.3        | 5.3  |      |     |
| 72      |          |            |         |                               |                      | Kovilpatti | 32.6                 | 83          | 3.2  | 32.2 | 6.2 |
| 73      | 659      | NCS 5657   |         |                               | Central              | Akola      | Sample not available |             |      |      |     |
| 74      |          |            | Hansot  | 25.6                          |                      | 80         | 4.8                  | 25.0        | 5.3  |      |     |
| 75      |          |            | Indore  | 25.4                          |                      | 80         | 2.8                  | 21.5        | 5.2  |      |     |
| 76      |          |            | Nanded  | 27.1                          |                      | 82         | 4.9                  | 26.7        | 5.3  |      |     |
| 77      |          |            | South   | Dharwad                       | 26.5                 | 82         | 4.7                  | 24.2        | 5.1  |      |     |
| 78      |          |            |         | Nandyal                       | 25.7                 | 83         | 4.4                  | 25.1        | >7.0 |      |     |
| 79      |          |            |         | Perambalur                    | 29.4                 | 86         | 4.7                  | 31.0        | 6.2  |      |     |
| 80      |          |            |         | Raichur                       | 25.9                 | 82         | 4.3                  | 28.9        | 5.6  |      |     |
| 81      |          |            |         |                               |                      | Kovilpatti | 28.0                 | 84          | 3.7  | 30.9 | 6.2 |
| 82      |          |            | 660     | BGDHH 632                     | Central              | Akola      | Sample not available |             |      |      |     |
| 83      | Hansot   | 32.0       |         |                               |                      | 83         | 3.9                  | 30.4        | 5.8  |      |     |
| 84      | Indore   | 25.6       |         |                               |                      | 81         | 2.5                  | 22.6        | 4.9  |      |     |
| 85      | Nanded   | 27.7       |         |                               |                      | 83         | 4.2                  | 30.2        | 5.4  |      |     |
| 86      | South    | Dharwad    |         |                               | 28.2                 | 83         | 4.2                  | 25.5        | 5.2  |      |     |
| 87      |          | Nandyal    |         |                               | 28.0                 | 84         | 3.8                  | 26.7        | >7.0 |      |     |
| 88      |          | Perambalur |         |                               | 29.3                 | 84         | 4.1                  | 30.3        | 6.2  |      |     |
| 89      |          | Raichur    |         |                               | 28.1                 | 84         | 3.2                  | 29.8        | 5.7  |      |     |
| 90      |          |            |         |                               |                      | Kovilpatti | 28.6                 | 84          | 4.2  | 30.8 | 6.3 |
| 91      | 661      | RAHH 671   |         |                               | Central              | Akola      | Sample not available |             |      |      |     |
| 92      |          |            | Hansot  | 30.5                          |                      | 83         | 3.9                  | 25.4        | 5.5  |      |     |
| 93      |          |            | Indore  | 25.8                          |                      | 80         | 2.5                  | 22.3        | 5.1  |      |     |
| 94      |          |            | Nanded  | 28.6                          |                      | 84         | 4.1                  | 30.0        | 5.1  |      |     |
| 95      |          |            | South   | Dharwad                       | 29.4                 | 85         | 4.8                  | 30.2        | 5.0  |      |     |
| 96      |          |            |         | Nandyal                       | 27.2                 | 81         | 3.7                  | 27.8        | >7.0 |      |     |
| 97      |          |            |         | Perambalur                    | 30.3                 | 86         | 4.4                  | 32.0        | 6.2  |      |     |
| 98      |          |            |         | Raichur                       | 29.0                 | 82         | 3.9                  | 29.2        | 4.9  |      |     |
| 99      |          |            |         |                               |                      | Kovilpatti | 29.5                 | 86          | 3.8  | 31.2 | 6.2 |
| 100     |          |            | 662     | CAHH-275                      | Central              | Akola      | Sample not available |             |      |      |     |
| 101     | Hansot   | 27.1       |         |                               |                      | 81         | 3.9                  | 26.7        | 5.4  |      |     |
| 102     | Indore   | 26.9       |         |                               |                      | 81         | 2.6                  | 23.0        | 4.8  |      |     |
| 103     | Nanded   | 28.5       |         |                               |                      | 83         | 4.4                  | 29.3        | 5.2  |      |     |
| 104     | South    | Dharwad    |         |                               | 28.9                 | 84         | 5.1                  | 29.9        | 4.8  |      |     |

| Sr. No. | Code No. | Entry Name  | Zone       | Location   | UHML (mm)            | UI    | Mic                  | Str (g/tex) | E%   |
|---------|----------|-------------|------------|------------|----------------------|-------|----------------------|-------------|------|
| 105     |          |             |            | Nandyal    | 26.3                 | 81    | 4.5                  | 26.0        | >7.0 |
| 106     |          |             |            | Perambalur | 30.4                 | 85    | 4.1                  | 33.5        | 6.2  |
| 107     |          |             |            | Raichur    | 27.6                 | 82    | 4.5                  | 29.5        | 4.8  |
| 108     |          |             |            | Kovilpatti | 28.8                 | 83    | 4.8                  | 30.1        | 6.2  |
| 109     | 663      | Local Check | Central    | Akola      | Sample not available |       |                      |             |      |
| 110     |          |             |            | Hansot     | 26.3                 | 80    | 4.0                  | 27.1        | 5.6  |
| 111     |          |             |            | Indore     | 23.2                 | 80    | 2.5                  | 21.3        | 4.9  |
| 112     |          |             |            | Nanded     | 25.5                 | 82    | 4.3                  | 26.7        | 5.2  |
| 113     |          |             | South      | Dharwad    | 28.1                 | 84    | 4.8                  | 27.2        | 4.9  |
| 114     |          |             |            | Nandyal    | 25.2                 | 80    | 3.9                  | 25.0        | >7.0 |
| 115     |          |             |            | Perambalur | 31.7                 | 86    | 5.1                  | 31.4        | 6.1  |
| 116     |          |             |            | Raichur    | 26.8                 | 82    | 3.3                  | 26.7        | 5.4  |
| 117     |          |             | Kovilpatti | 29.0       | 83                   | 4.0   | 32.4                 | 6.1         |      |
| 118     |          |             | 664        | DHH-1552   | Central              | Akola | Sample not available |             |      |
| 119     | Hansot   | 29.5        |            |            |                      | 82    | 3.9                  | 26.8        | 5.6  |
| 120     | Indore   | 25.3        |            |            |                      | 81    | 2.6                  | 23.0        | 5.2  |
| 121     | Nanded   | 26.6        |            |            |                      | 82    | 4.5                  | 26.6        | 5.0  |
| 122     | South    | Dharwad     |            |            | 27.9                 | 84    | 4.8                  | 28.5        | 5.1  |
| 123     |          | Nandyal     |            |            | 23.9                 | 80    | 3.6                  | 23.7        | >7.0 |
| 124     |          | Perambalur  |            |            | 28.0                 | 87    | 5.0                  | 30.2        | 6.2  |
| 125     |          | Raichur     |            |            | 28.0                 | 84    | 3.7                  | 31.6        | 5.6  |
| 126     |          | Kovilpatti  |            |            | 28.9                 | 82    | 4.6                  | 30.0        | 6.3  |
| 127     | 665      | ARBHH-1552  | Central    | Akola      | Sample not available |       |                      |             |      |
| 128     |          |             |            | Hansot     | 28.3                 | 82    | 3.9                  | 26.9        | 5.6  |
| 129     |          |             |            | Indore     | 26.8                 | 82    | 2.5                  | 22.8        | 4.8  |
| 130     |          |             |            | Nanded     | 30.6                 | 85    | 3.4                  | 31.0        | 5.9  |
| 131     |          |             | South      | Dharwad    | 30.0                 | 85    | 4.2                  | 26.9        | 5.3  |
| 132     |          |             |            | Nandyal    | 26.1                 | 80    | 3.4                  | 25.3        | >7.0 |
| 133     |          |             |            | Perambalur | 31.3                 | 86    | 4.4                  | 34.6        | 6.2  |
| 134     |          |             |            | Raichur    | 28.4                 | 82    | 3.3                  | 29.1        | 5.4  |
| 135     |          |             |            | Kovilpatti | 32.0                 | 86    | 3.1                  | 34.0        | 6.2  |

Br. 06a – IET of Compact genotypes under irrigated conditions

| Sr. No. | Code No. | Entry Name | Zone    | Location      | UHML (mm) | UI | Mic | Str (g/tex) | E%  |
|---------|----------|------------|---------|---------------|-----------|----|-----|-------------|-----|
| 1       | 701      | RAHC 1019  | Central | Bhavanipatna  | 30.0      | 85 | 4.6 | 31.9        | 5.0 |
| 2       |          |            |         | Rahuri        | 30.4      | 83 | 4.0 | 28.0        | 6.3 |
| 3       |          |            |         | Talod         | 31.1      | 85 | 4.3 | 28.4        | 5.4 |
| 4       |          |            | North   | Faridkot      | 25.0      | 79 | 5.3 | 25.8        | 5.4 |
| 5       |          |            |         | Hissar        | 22.0      | 80 | 4.0 | 23.0        | 5.1 |
| 6       |          |            |         | Sriganganagar | 25.1      | 82 | 4.7 | 25.7        | 4.8 |
| 7       |          |            | South   | Coimbatore    | 29.3      | 82 | 4.3 | 29.2        | 6.3 |
| 8       |          |            |         | Lam           | 31.2      | 85 | 4.8 | 33.1        | 5.6 |
| 9       |          |            |         | Raichur       | 30.4      | 84 | 3.2 | 28.0        | 5.5 |
| 10      | 702      | CNH 140-1  | Central | Bhavanipatna  | 28.8      | 86 | 4.1 | 34.4        | 5.1 |
| 11      |          |            |         | Rahuri        | 26.6      | 81 | 4.0 | 28.1        | 6.0 |
| 12      |          |            |         | Talod         | 28.2      | 84 | 4.1 | 30.9        | 5.8 |
| 13      |          |            | North   | Faridkot      | 25.1      | 79 | 5.3 | 24.9        | 5.7 |
| 14      |          |            |         | Hissar        | 22.9      | 80 | 3.6 | 25.7        | 4.9 |
| 15      |          |            |         | Sriganganagar | 26.6      | 84 | 3.6 | 30.2        | 5.2 |
| 16      |          |            | South   | Coimbatore    | 27.0      | 81 | 4.5 | 29.3        | 6.0 |
| 17      |          |            |         | Lam           | 25.6      | 83 | 5.0 | 31.0        | 5.6 |
| 18      |          |            |         | Raichur       | 26.8      | 83 | 3.3 | 28.8        | 5.4 |
| 19      | 703      | CSH-5038   | Central | Bhavanipatna  | 27.6      | 85 | 4.6 | 29.1        | 4.5 |
| 20      |          |            |         | Rahuri        | 26.6      | 81 | 3.8 | 28.6        | 5.9 |
| 21      |          |            |         | Talod         | 26.9      | 84 | 5.2 | 27.1        | 4.8 |
| 22      |          |            | North   | Faridkot      | 25.5      | 82 | 4.8 | 27.8        | 4.7 |
| 23      |          |            |         | Hissar        | 22.4      | 79 | 4.0 | 24.5        | 4.7 |
| 24      |          |            |         | Sriganganagar | 24.2      | 81 | 4.4 | 26.2        | 4.6 |
| 25      |          |            | South   | Coimbatore    | 26.3      | 80 | 4.0 | 29.0        | 6.1 |
| 26      |          |            |         | Lam           | 27.9      | 83 | 4.6 | 31.7        | 4.9 |
| 27      |          |            |         | Raichur       | 28.3      | 82 | 3.0 | 29.3        | 5.6 |
| 28      | 704      | ARBC 1501  | Central | Bhavanipatna  | 28.1      | 85 | 4.7 | 29.6        | 4.8 |
| 29      |          |            |         | Rahuri        | 28.3      | 82 | 3.9 | 28.7        | 6.1 |
| 30      |          |            |         | Talod         | 28.1      | 85 | 4.8 | 26.9        | 5.3 |
| 31      |          |            | North   | Faridkot      | 24.4      | 80 | 4.9 | 25.8        | 5.3 |
| 32      |          |            |         | Hissar        | 23.7      | 80 | 4.3 | 24.4        | 4.7 |
| 33      |          |            |         | Sriganganagar | 25.5      | 82 | 4.4 | 27.8        | 4.8 |
| 34      |          |            | South   | Coimbatore    | 27.9      | 81 | 4.7 | 29.8        | 6.3 |
| 35      |          |            |         | Lam           | 27.9      | 84 | 4.7 | 29.7        | 5.5 |
| 36      |          |            |         | Raichur       | 28.8      | 83 | 4.2 | 28.1        | 5.2 |
| 37      | 705      | RS 2814    | Central | Bhavanipatna  | 26.2      | 83 | 4.1 | 28.9        | 5.0 |
| 38      |          |            |         | Rahuri        | 28.2      | 82 | 3.5 | 30.4        | 6.2 |
| 39      |          |            |         | Talod         | 29.3      | 85 | 4.2 | 29.8        | 5.6 |
| 40      |          |            | North   | Faridkot      | 25.9      | 81 | 4.7 | 28.5        | 5.4 |
| 41      |          |            |         | Hissar        | 23.4      | 80 | 4.1 | 24.6        | 5.2 |
| 42      |          |            |         | Sriganganagar | 26.4      | 82 | 4.5 | 27.2        | 5.2 |
| 43      |          |            | South   | Coimbatore    | 27.7      | 81 | 4.6 | 30.2        | 6.4 |
| 44      |          |            |         | Lam           | 29.2      | 84 | 4.6 | 30.2        | 5.9 |
| 45      |          |            |         | Raichur       | 26.7      | 82 | 4.2 | 27.1        | 5.8 |
| 46      | 706      | CCH 15-5   | Central | Bhavanipatna  | 32.0      | 85 | 4.3 | 33.6        | 4.7 |
| 47      |          |            |         | Rahuri        | 30.6      | 83 | 4.4 | 28.6        | 6.3 |
| 48      |          |            |         | Talod         | 32.5      | 87 | 4.7 | 30.8        | 4.9 |
| 49      |          |            | North   | Faridkot      | 28.7      | 82 | 4.5 | 33.0        | 5.0 |
| 50      |          |            |         | Hissar        | 27.7      | 83 | 3.9 | 31.2        | 4.7 |
| 51      |          |            |         | Sriganganagar | 30.4      | 85 | 4.2 | 31.3        | 4.7 |

| Sr. No. | Code No. | Entry Name                   | Zone    | Location      | UHML (mm) | UI           | Mic  | Str (g/tex) | E%  |
|---------|----------|------------------------------|---------|---------------|-----------|--------------|------|-------------|-----|
| 52      |          |                              | South   | Coimbatore    | 33.1      | 84           | 4.5  | 33.8        | 6.2 |
| 53      |          |                              |         | Lam           | 30.8      | 85           | 4.4  | 31.2        | 5.3 |
| 54      |          |                              |         | Raichur       | 29.9      | 85           | 3.6  | 28.3        | 5.1 |
| 55      | 707      | ANGC 1501                    | Central | Bhavanipatna  | 28.4      | 84           | 4.7  | 30.1        | 5.0 |
| 56      |          |                              |         | Rahuri        | 28.8      | 82           | 3.6  | 28.0        | 6.0 |
| 57      |          |                              |         | Talod         | 28.2      | 80           | 4.7  | 27.4        | 5.1 |
| 58      |          |                              | North   | Faridkot      | 25.8      | 79           | 4.4  | 24.3        | 5.5 |
| 59      |          |                              |         | Hissar        | 23.8      | 80           | 4.3  | 23.9        | 4.8 |
| 60      |          |                              |         | Sriganganagar | 27.2      | 81           | 5.3  | 28.3        | 4.7 |
| 61      |          |                              | South   | Coimbatore    | 26.8      | 81           | 5.1  | 28.2        | 6.0 |
| 62      |          |                              |         | Lam           | 26.6      | 83           | 4.8  | 28.9        | 5.6 |
| 63      |          |                              |         | Raichur       | 27.9      | 83           | 3.8  | 26.9        | 5.3 |
| 64      |          |                              | 708     | CSH 6109      | Central   | Bhavanipatna | 27.8 | 83          | 4.5 |
| 65      | Rahuri   | 27.5                         |         |               |           | 81           | 3.9  | 29.2        | 6.3 |
| 66      | Talod    | 27.6                         |         |               |           | 84           | 4.5  | 27.1        | 4.7 |
| 67      | North    | Faridkot                     |         |               | 24.1      | 81           | 4.7  | 28.0        | 5.5 |
| 68      |          | Hissar                       |         |               | 23.5      | 79           | 3.8  | 24.5        | 4.8 |
| 69      |          | Sriganganagar                |         |               | 27.8      | 84           | 4.3  | 30.8        | 4.9 |
| 70      | South    | Coimbatore                   |         |               | 26.2      | 80           | 4.2  | 29.6        | 6.4 |
| 71      |          | Lam                          |         |               | 25.8      | 84           | 4.9  | 30.1        | 5.9 |
| 72      |          | Raichur                      |         |               | 28.1      | 84           | 2.8  | 28.2        | 5.4 |
| 73      | 709      | DSC 1501                     |         |               | Central   | Bhavanipatna | 26.1 | 84          | 5.0 |
| 74      |          |                              | Rahuri  | 26.0          |           | 80           | 4.0  | 27.2        | 5.9 |
| 75      |          |                              | Talod   | 25.7          |           | 82           | 4.5  | 26.1        | 4.7 |
| 76      |          |                              | North   | Faridkot      | 22.7      | 80           | 4.8  | 25.8        | 5.3 |
| 77      |          |                              |         | Hissar        | 22.9      | 78           | 3.9  | 22.5        | 5.0 |
| 78      |          |                              |         | Sriganganagar | 23.8      | 81           | 4.8  | 22.8        | 5.0 |
| 79      |          |                              | South   | Coimbatore    | 26.0      | 80           | 5.1  | 27.8        | 6.0 |
| 80      |          |                              |         | Lam           | 27.4      | 84           | 4.6  | 29.4        | 5.9 |
| 81      |          |                              |         | Raichur       | 25.0      | 83           | 4.1  | 25.7        | 5.6 |
| 82      | 710      | GSHV 171                     | Central | Bhavanipatna  | 27.0      | 83           | 4.7  | 31.4        | 5.2 |
| 83      |          |                              |         | Rahuri        | 26.0      | 80           | 4.3  | 27.3        | 6.4 |
| 84      |          |                              |         | Talod         | 25.6      | 81           | 4.8  | 28.0        | 5.4 |
| 85      |          |                              | North   | Faridkot      | 23.6      | 79           | 3.8  | 26.6        | 5.9 |
| 86      |          |                              |         | Hissar        | 22.5      | 79           | 3.7  | 23.8        | 5.1 |
| 87      |          |                              |         | Sriganganagar | 25.7      | 83           | 5.1  | 26.9        | 5.1 |
| 88      |          |                              | South   | Coimbatore    | 26.6      | 81           | 4.4  | 29.5        | 6.3 |
| 89      |          |                              |         | Lam           | 27.4      | 84           | 5.8  | 28.6        | 5.9 |
| 90      |          |                              |         | Raichur       | 25.3      | 81           | 3.2  | 27.4        | 5.7 |
| 91      | 711      | Local Check (Closer spacing) | Central | Bhavanipatna  | 32.2      | 86           | 4.5  | 36.2        | 5.2 |
| 92      |          |                              |         | Rahuri        | 26.0      | 80           | 3.6  | 29.3        | 6.1 |
| 93      |          |                              |         | Talod         | 26.8      | 83           | 4.6  | 30.5        | 5.1 |
| 94      |          |                              | North   | Faridkot      | 25.2      | 80           | 4.1  | 26.7        | 5.3 |
| 95      |          |                              |         | Hissar        | 23.5      | 81           | 4.3  | 23.7        | 4.4 |
| 96      |          |                              |         | Sriganganagar | 25.6      | 83           | 4.8  | 28.2        | 4.8 |
| 97      |          |                              | South   | Coimbatore    | 29.9      | 83           | 5.1  | 34.5        | 6.4 |
| 98      |          |                              |         | Lam           | 28.3      | 84           | 4.1  | 31.5        | 5.7 |
| 99      |          |                              |         | Raichur       | 27.8      | 83           | 3.5  | 25.4        | 5.0 |
| 100     | 712      | TCH 1876                     | Central | Bhavanipatna  | 28.6      | 83           | 4.8  | 29.5        | 5.6 |
| 101     |          |                              |         | Rahuri        | 29.0      | 82           | 4.1  | 28.2        | 6.3 |
| 102     |          |                              |         | Talod         | 29.2      | 86           | 4.6  | 29.7        | 5.4 |
| 103     |          |                              | North   | Faridkot      | 25.6      | 82           | 4.2  | 25.9        | 5.6 |
| 104     |          |                              |         | Hissar        | 25.0      | 81           | 3.8  | 25.9        | 5.0 |



| Sr. No. | Code No. | Entry Name | Zone    | Location      | UHML (mm) | UI | Mic | Str (g/tex) | E%  |
|---------|----------|------------|---------|---------------|-----------|----|-----|-------------|-----|
| 105     |          |            | South   | Sriganganagar | 26.2      | 84 | 4.5 | 28.7        | 5.4 |
| 106     |          |            |         | Coimbatore    | 28.2      | 82 | 5.2 | 31.9        | 6.3 |
| 107     |          |            |         | Lam           | 28.2      | 84 | 4.9 | 30.0        | 6.1 |
| 108     |          |            |         | Raichur       | 26.8      | 82 | 3.8 | 26.5        | 5.6 |
| 109     | 713      | PBH 19     | Central | Bhavanipatna  | 28.9      | 84 | 4.4 | 31.2        | 5.5 |
| 110     |          |            |         | Rahuri        | 29.0      | 82 | 3.9 | 28.4        | 6.3 |
| 111     |          |            |         | Talod         | 28.8      | 86 | 4.4 | 31.4        | 5.7 |
| 112     |          |            | North   | Faridkot      | 27.1      | 83 | 4.4 | 30.6        | 5.0 |
| 113     |          |            |         | Hissar        | 23.5      | 79 | 4.2 | 25.2        | 4.9 |
| 114     |          |            |         | Sriganganagar | 27.3      | 82 | 4.8 | 30.3        | 5.0 |
| 115     |          |            | South   | Coimbatore    | 26.2      | 80 | 5.0 | 28.7        | 6.2 |
| 116     |          |            |         | Lam           | 28.6      | 83 | 4.8 | 31.0        | 5.5 |
| 117     |          |            |         | Raichur       | 27.5      | 83 | 3.5 | 27.8        | 5.0 |
| 118     | 714      | LHPD 1     | Central | Bhavanipatna  | 27.0      | 84 | 4.7 | 30.5        | 5.1 |
| 119     |          |            |         | Rahuri        | 27.2      | 81 | 5.1 | 29.0        | 5.9 |
| 120     |          |            |         | Talod         | 30.1      | 85 | 4.3 | 29.1        | 5.3 |
| 121     |          |            | North   | Faridkot      | 23.6      | 81 | 4.1 | 27.0        | 5.9 |
| 122     |          |            |         | Hissar        | 23.8      | 80 | 4.6 | 24.5        | 4.4 |
| 123     |          |            |         | Sriganganagar | 28.4      | 80 | 4.1 | 25.8        | 4.7 |
| 124     |          |            | South   | Coimbatore    | 27.8      | 81 | 5.1 | 30.5        | 6.1 |
| 125     |          |            |         | Lam           | 26.8      | 83 | 5.1 | 31.8        | 5.5 |
| 126     |          |            |         | Raichur       | 26.7      | 85 | 4.4 | 26.4        | 5.0 |
| 127     | 715      | CNH 95-4   | Central | Bhavanipatna  | 29.9      | 84 | 4.8 | 27.5        | 4.8 |
| 128     |          |            |         | Rahuri        | 29.0      | 82 | 3.9 | 30.0        | 6.4 |
| 129     |          |            |         | Talod         | 26.2      | 81 | 4.2 | 25.3        | 5.3 |
| 130     |          |            | North   | Faridkot      | 24.8      | 81 | 4.3 | 26.4        | 5.4 |
| 131     |          |            |         | Hissar        | 23.9      | 80 | 4.0 | 24.0        | 4.9 |
| 132     |          |            |         | Sriganganagar | 27.2      | 82 | 3.9 | 29.3        | 5.1 |
| 133     |          |            | South   | Coimbatore    | 28.6      | 82 | 4.6 | 30.6        | 6.4 |
| 134     |          |            |         | Lam           | 29.2      | 84 | 5.0 | 29.8        | 5.1 |
| 135     |          |            |         | Raichur       | 26.9      | 82 | 3.5 | 26.8        | 5.4 |
| 136     | 716      | GTHV-13/28 | Central | Bhavanipatna  | 27.7      | 84 | 5.3 | 28.8        | 5.1 |
| 137     |          |            |         | Rahuri        | 28.6      | 82 | 4.5 | 27.9        | 6.0 |
| 138     |          |            |         | Talod         | 29.0      | 86 | 4.7 | 28.8        | 5.1 |
| 139     |          |            | North   | Faridkot      | 24.2      | 80 | 4.9 | 25.1        | 5.1 |
| 140     |          |            |         | Hissar        | 23.1      | 78 | 4.8 | 22.9        | 4.7 |
| 141     |          |            |         | Sriganganagar | 27.8      | 80 | 5.0 | 27.8        | 4.9 |
| 142     |          |            | South   | Coimbatore    | 28.8      | 82 | 5.1 | 30.6        | 6.5 |
| 143     |          |            |         | Lam           | 27.6      | 85 | 4.2 | 29.7        | 5.6 |
| 144     |          |            |         | Raichur       | 28.3      | 82 | 2.9 | 27.1        | 5.4 |
| 145     | 717      | ANGC 1502  | Central | Bhavanipatna  | 28.2      | 84 | 4.0 | 32.4        | 5.0 |
| 146     |          |            |         | Rahuri        | 27.5      | 81 | 4.3 | 28.1        | 6.0 |
| 147     |          |            |         | Talod         | 29.4      | 83 | 4.1 | 32.5        | 5.6 |
| 148     |          |            | North   | Faridkot      | 23.4      | 80 | 4.4 | 23.0        | 5.2 |
| 149     |          |            |         | Hissar        | 23.0      | 77 | 4.4 | 23.5        | 4.5 |
| 150     |          |            |         | Sriganganagar | 26.3      | 82 | 4.5 | 28.4        | 4.8 |
| 151     |          |            | South   | Coimbatore    | 26.6      | 81 | 4.8 | 27.4        | 6.2 |
| 152     |          |            |         | Lam           | 28.3      | 83 | 5.0 | 30.5        | 5.2 |
| 153     |          |            |         | Raichur       | 27.3      | 82 | 3.1 | 25.1        | 5.5 |
| 154     | 718      | ARBC 1502  | Central | Bhavanipatna  | 28.3      | 86 | 4.1 | 30.2        | 5.1 |
| 155     |          |            |         | Rahuri        | 27.0      | 81 | 3.7 | 28.8        | 6.2 |
| 156     |          |            |         | Talod         | 28.3      | 86 | 4.5 | 28.8        | 4.7 |
| 157     |          |            | North   | Faridkot      | 22.3      | 78 | 3.9 | 23.9        | 5.3 |

| Sr. No. | Code No. | Entry Name    | Zone    | Location      | UHML (mm)  | UI           | Mic  | Str (g/tex) | E%   |      |
|---------|----------|---------------|---------|---------------|------------|--------------|------|-------------|------|------|
| 158     |          |               |         | Hissar        | 22.1       | 79           | 4.0  | 22.9        | 4.6  |      |
| 159     |          |               |         | Sriganganagar | 25.3       | 82           | 4.7  | 25.6        | 5.0  |      |
| 160     |          |               |         | South         | Coimbatore | 26.1         | 80   | 4.6         | 29.8 | 6.2  |
| 161     |          |               |         |               | Lam        | 28.4         | 84   | 4.5         | 31.9 | 5.3  |
| 162     |          |               |         |               | Raichur    | 27.6         | 83   | 4.0         | 26.2 | 5.3  |
| 163     | 719      | DSC 1502      | Central | Bhavanipatna  | 25.8       | 82           | 4.6  | 30.4        | 5.5  |      |
| 164     |          |               |         | Rahuri        | 28.2       | 82           | 3.9  | 29.0        | 6.1  |      |
| 165     |          |               |         | Talod         | 27.9       | 85           | 4.2  | 28.3        | 5.0  |      |
| 166     |          |               | North   | Faridkot      | 24.4       | 81           | 3.7  | 26.5        | 5.5  |      |
| 167     |          |               |         | Hissar        | 23.9       | 78           | 4.2  | 24.5        | 4.5  |      |
| 168     |          |               |         | Sriganganagar | 25.2       | 80           | 4.5  | 23.8        | 5.0  |      |
| 169     |          |               | South   | Coimbatore    | 27.4       | 81           | 4.8  | 29.0        | 6.1  |      |
| 170     |          |               |         | Lam           | 28.0       | 83           | 4.7  | 30.6        | 5.7  |      |
| 171     |          |               |         | Raichur       | 28.1       | 83           | 5.4  | 25.8        | 5.4  |      |
| 172     |          |               | 720     | CCH 15-6      | Central    | Bhavanipatna | 28.7 | 85          | 4.6  | 33.1 |
| 173     | Rahuri   | 28.5          |         |               |            | 82           | 4.2  | 31.2        | 6.3  |      |
| 174     | Talod    | 30.1          |         |               |            | 85           | 4.7  | 30.7        | 4.8  |      |
| 175     | North    | Faridkot      |         |               | 24.9       | 82           | 4.6  | 29.4        | 5.3  |      |
| 176     |          | Hissar        |         |               | 23.8       | 80           | 4.5  | 26.8        | 4.9  |      |
| 177     |          | Sriganganagar |         |               | 26.7       | 81           | 4.2  | 28.7        | 5.0  |      |
| 178     | South    | Coimbatore    |         |               | 30.0       | 82           | 4.8  | 30.3        | 6.4  |      |
| 179     |          | Lam           |         |               | 30.6       | 85           | 4.9  | 34.5        | 5.3  |      |
| 180     |          | Raichur       |         |               | 28.8       | 84           | 5.1  | 28.9        | 5.1  |      |
| 181     | 721      | H 1490        | Central | Bhavanipatna  | 28.0       | 84           | 4.7  | 32.2        | 5.6  |      |
| 182     |          |               |         | Rahuri        | 28.4       | 82           | 3.9  | 28.0        | 6.1  |      |
| 183     |          |               |         | Talod         | 28.1       | 86           | 4.4  | 30.1        | 5.0  |      |
| 184     |          |               | North   | Faridkot      | 25.2       | 81           | 4.3  | 27.5        | 5.5  |      |
| 185     |          |               |         | Hissar        | 23.6       | 81           | 4.0  | 23.7        | 4.9  |      |
| 186     |          |               |         | Sriganganagar | 24.6       | 82           | 4.4  | 24.9        | 5.4  |      |
| 187     |          |               | South   | Coimbatore    | 27.5       | 81           | 4.2  | 30.7        | 6.3  |      |
| 188     |          |               |         | Lam           | 27.7       | 84           | 4.6  | 30.6        | 5.8  |      |
| 189     |          |               |         | Raichur       | 26.6       | 83           | 2.8  | 25.8        | 5.4  |      |
| 190     | 722      | RAHC 1017     | Central | Bhavanipatna  | 31.9       | 86           | 4.1  | 33.2        | 4.8  |      |
| 191     |          |               |         | Rahuri        | 31.7       | 83           | 3.8  | 28.6        | 6.1  |      |
| 192     |          |               |         | Talod         | 32.2       | 85           | 4.4  | 30.1        | 4.7  |      |
| 193     |          |               | North   | Faridkot      | 29.0       | 83           | 4.0  | 29.1        | 4.7  |      |
| 194     |          |               |         | Hissar        | 28.0       | 82           | 4.1  | 28.1        | 4.7  |      |
| 195     |          |               |         | Sriganganagar | 29.4       | 83           | 3.6  | 29.6        | 4.9  |      |
| 196     |          |               | South   | Coimbatore    | 32.7       | 84           | 3.8  | 34.8        | 6.2  |      |
| 197     |          |               |         | Lam           | 32.0       | 83           | 4.3  | 32.0        | 5.1  |      |
| 198     |          |               |         | Raichur       | 29.6       | 82           | 3.1  | 28.4        | 4.8  |      |
| 199     | 723      | CSH-3158      | Central | Bhavanipatna  | 30.0       | 86           | 3.7  | 33.6        | 5.3  |      |
| 200     |          |               |         | Rahuri        | 27.0       | 81           | 3.5  | 28.8        | 6.2  |      |
| 201     |          |               |         | Talod         | 29.1       | 86           | 5.1  | 29.4        | 4.8  |      |
| 202     |          |               | North   | Faridkot      | 25.5       | 82           | 4.2  | 27.1        | 5.1  |      |
| 203     |          |               |         | Hissar        | 24.9       | 78           | 4.0  | 23.8        | 4.6  |      |
| 204     |          |               |         | Sriganganagar | 25.7       | 83           | 4.0  | 26.7        | 4.8  |      |
| 205     |          |               | South   | Coimbatore    | 26.9       | 80           | 3.9  | 29.9        | 6.1  |      |
| 206     |          |               |         | Lam           | 29.3       | 85           | 4.2  | 32.8        | 5.4  |      |
| 207     |          |               |         | Raichur       | 26.5       | 85           | 3.4  | 28.3        | 5.6  |      |
| 208     | 724      | RS 2821       | Central | Bhavanipatna  | 26.3       | 84           | 4.3  | 29.2        | 6.0  |      |
| 209     |          |               |         | Rahuri        | 26.2       | 80           | 4.0  | 27.8        | 6.1  |      |
| 210     |          |               |         | Talod         | 26.1       | 85           | 4.8  | 27.9        | 5.7  |      |

| Sr. No. | Code No. | Entry Name                   | Zone    | Location      | UHML (mm)            | UI | Mic | Str (g/tex) | E%  |
|---------|----------|------------------------------|---------|---------------|----------------------|----|-----|-------------|-----|
| 211     |          |                              | North   | Faridkot      | 23.5                 | 82 | 4.2 | 25.8        | 5.7 |
| 212     |          |                              |         | Hissar        | 23.4                 | 81 | 4.0 | 23.2        | 4.8 |
| 213     |          |                              |         | Sriganganagar | 25.1                 | 82 | 4.2 | 28.5        | 5.7 |
| 214     |          |                              | South   | Coimbatore    | 25.5                 | 80 | 4.2 | 29.6        | 6.4 |
| 215     |          |                              |         | Lam           | 27.6                 | 85 | 3.9 | 31.5        | 5.8 |
| 216     |          |                              |         | Raichur       | 26.1                 | 82 | 3.5 | 26.3        | 5.4 |
| 217     | 725      | Local Check (Normal spacing) | Central | Bhavanipatna  | 31.6                 | 87 | 5.0 | 36.0        | 5.2 |
| 218     |          |                              |         | Rahuri        | 26.8                 | 81 | 3.7 | 30.1        | 6.2 |
| 219     |          |                              |         | Talod         | Sample not available |    |     |             |     |
| 220     |          |                              | North   | Faridkot      | Sample not available |    |     |             |     |
| 221     |          |                              |         | Hissar        | 24.2                 | 81 | 3.8 | 24.4        | 4.6 |
| 222     |          |                              |         | Sriganganagar | 24.5                 | 81 | 4.6 | 25.9        | 5.0 |
| 223     |          |                              | South   | Coimbatore    | 31.1                 | 83 | 4.9 | 31.4        | 6.5 |
| 224     |          |                              |         | Lam           | 27.6                 | 85 | 3.2 | 32.8        | 6.0 |
| 225     |          |                              |         | Raichur       | Sample not available |    |     |             |     |

Br 06 b – Initial Evaluation of Compact Genotypes under rainfed conditions

| Sr. No. | Code No. | Entry Name                   | Zone    | Location   | UHML (mm) | UI | Mic | Str (g/tex) | E%   |
|---------|----------|------------------------------|---------|------------|-----------|----|-----|-------------|------|
| 1       | 731      | RAHC 1017                    | Central | Akola      | 27.1      | 82 | 5.1 | 28.5        | 5.0  |
| 2       |          |                              |         | Indore     | 27.5      | 83 | 2.7 | 24.2        | 5.0  |
| 3       |          |                              |         | Nanded     | 30.0      | 83 | 3.6 | 28.9        | 5.1  |
| 4       |          |                              |         | Surat      | 33.8      | 84 | 4.1 | 28.3        | 5.5  |
| 5       |          |                              | South   | Dharwad    | 30.7      | 83 | 4.0 | 27.4        | 5.1  |
| 6       |          |                              |         | Kovilpatti | 30.6      | 84 | 4.1 | 34.4        | 6.3  |
| 7       |          |                              |         | Nandyal    | 31.2      | 86 | 3.9 | 31.9        | >7.0 |
| 8       | 732      | CNH 09-7                     | Central | Akola      | 28.7      | 86 | 5.2 | 29.5        | 4.9  |
| 9       |          |                              |         | Indore     | 26.4      | 81 | 2.5 | 23.4        | 5.2  |
| 10      |          |                              |         | Nanded     | 27.9      | 83 | 3.9 | 28.5        | 5.0  |
| 11      |          |                              |         | Surat      | 28.2      | 82 | 4.0 | 27.2        | 5.3  |
| 12      |          |                              | South   | Dharwad    | 30.7      | 85 | 4.3 | 30.0        | 5.1  |
| 13      |          |                              |         | Kovilpatti | 28.3      | 84 | 3.9 | 31.4        | 6.3  |
| 14      |          |                              |         | Nandyal    | 27.1      | 82 | 3.6 | 29.0        | >7.0 |
| 15      | 733      | CNH 20                       | Central | Akola      | 28.8      | 85 | 4.4 | 31.5        | 5.4  |
| 16      |          |                              |         | Indore     | 24.8      | 79 | 3.3 | 22.8        | 6.0  |
| 17      |          |                              |         | Nanded     | 26.4      | 82 | 4.4 | 30.6        | 5.8  |
| 18      |          |                              |         | Surat      | 28.5      | 82 | 4.2 | 28.1        | 5.9  |
| 19      |          |                              | South   | Dharwad    | 29.5      | 84 | 4.8 | 32.2        | 5.9  |
| 20      |          |                              |         | Kovilpatti | 29.9      | 88 | 4.9 | 32.6        | 6.5  |
| 21      |          |                              |         | Nandyal    | 27.4      | 83 | 3.7 | 30.2        | >7.0 |
| 22      | 734      | LHDP 1                       | Central | Akola      | 32.2      | 84 | 4.6 | 29.6        | 5.1  |
| 23      |          |                              |         | Indore     | 25.2      | 82 | 3.1 | 22.7        | 5.2  |
| 24      |          |                              |         | Nanded     | 26.3      | 82 | 4.8 | 28.6        | 5.4  |
| 25      |          |                              |         | Surat      | 27.1      | 81 | 5.3 | 25.9        | 5.4  |
| 26      |          |                              | South   | Dharwad    | 28.0      | 84 | 5.0 | 29.4        | 5.0  |
| 27      |          |                              |         | Kovilpatti | 27.7      | 84 | 4.1 | 29.6        | 6.2  |
| 28      |          |                              |         | Nandyal    | 24.3      | 83 | 5.1 | 25.8        | >7.0 |
| 29      | 735      | GSHV-180                     | Central | Akola      | 26.8      | 82 | 5.0 | 25.9        | 5.1  |
| 30      |          |                              |         | Indore     | 23.8      | 80 | 2.7 | 22.4        | 5.3  |
| 31      |          |                              |         | Nanded     | 26.4      | 80 | 3.9 | 28.3        | 5.4  |
| 32      |          |                              |         | Surat      | 26.4      | 81 | 4.9 | 25.6        | 5.4  |
| 33      |          |                              | South   | Dharwad    | 26.8      | 82 | 4.9 | 28.2        | 4.9  |
| 34      |          |                              |         | Kovilpatti | 26.7      | 83 | 4.0 | 29.1        | 6.2  |
| 35      |          |                              |         | Nandyal    | 24.6      | 83 | 4.4 | 26.5        | >7.0 |
| 36      | 736      | Local Check (Closer spacing) | Central | Akola      | 28.4      | 83 | 5.1 | 29.2        | 4.9  |
| 37      |          |                              |         | Indore     | 24.2      | 79 | 2.6 | 22.0        | 5.3  |
| 38      |          |                              |         | Nanded     | 27.2      | 82 | 3.9 | 28.8        | 5.6  |
| 39      |          |                              |         | Surat      | 26.5      | 81 | 4.9 | 26.0        | 5.5  |
| 40      |          |                              | South   | Dharwad    | 29.1      | 85 | 4.4 | 30.1        | 5.3  |
| 41      |          |                              |         | Kovilpatti | 26.9      | 83 | 5.0 | 29.5        | 6.2  |
| 42      |          |                              |         | Nandyal    | 27.4      | 82 | 3.8 | 27.9        | >7.0 |
| 43      | 737      | DSC 1552                     | Central | Akola      | 25.6      | 83 | 4.5 | 29.4        | 5.5  |
| 44      |          |                              |         | Indore     | 24.6      | 82 | 2.6 | 22.3        | 6.1  |
| 45      |          |                              |         | Nanded     | 23.2      | 80 | 4.0 | 25.5        | 5.9  |
| 46      |          |                              |         | Surat      | 25.9      | 80 | 4.1 | 25.4        | 5.9  |
| 47      |          |                              | South   | Dharwad    | 28.0      | 86 | 4.7 | 31.3        | 5.2  |
| 48      |          |                              |         | Kovilpatti | 27.5      | 83 | 4.4 | 29.1        | 6.3  |
| 49      |          |                              |         | Nandyal    | 23.8      | 81 | 3.8 | 24.3        | >7.0 |
| 50      | 738      | CNH 1560                     | Central | Akola      | 28.0      | 84 | 5.2 | 28.8        | 5.0  |
| 51      |          |                              |         | Indore     | 24.6      | 80 | 2.9 | 22.8        | 5.8  |

| Sr. No. | Code No. | Entry Name | Zone    | Location   | UHML (mm)            | UI     | Mic                  | Str (g/tex) | E%   |      |     |
|---------|----------|------------|---------|------------|----------------------|--------|----------------------|-------------|------|------|-----|
| 52      |          |            |         | Nanded     | 23.0                 | 80     | 3.7                  | 27.0        | 6.2  |      |     |
| 53      |          |            |         | Surat      | 26.8                 | 81     | 4.2                  | 26.5        | 5.6  |      |     |
| 54      |          |            |         | South      | Dharwad              | 27.1   | 85                   | 5.1         | 28.1 | 5.2  |     |
| 55      |          |            |         |            | Kovilpatti           | 27.2   | 81                   | 3.6         | 29.4 | 6.2  |     |
| 56      |          |            |         |            | Nandyal              | 25.8   | 83                   | 3.9         | 27.6 | >7.0 |     |
| 57      | 739      | ARBC 1551  | Central | Akola      | 27.8                 | 81     | 5.4                  | 26.6        | 4.8  |      |     |
| 58      |          |            |         | Indore     | 24.6                 | 82     | 2.6                  | 23.0        | 5.7  |      |     |
| 59      |          |            |         | Nanded     | 26.1                 | 81     | 4.4                  | 25.1        | 5.2  |      |     |
| 60      |          |            |         | Surat      | 27.5                 | 81     | 4.6                  | 25.6        | 5.7  |      |     |
| 61      |          |            | South   | Dharwad    | 29.4                 | 84     | 4.3                  | 28.6        | 5.5  |      |     |
| 62      |          |            |         | Kovilpatti | 27.4                 | 81     | 3.9                  | 28.2        | 6.2  |      |     |
| 63      |          |            |         | Nandyal    | 23.7                 | 75     | 4.1                  | 24.7        | >7.0 |      |     |
| 64      |          |            | 740     | CNH 131    | Central              | Akola  | 27.7                 | 84          | 4.3  | 27.6 | 5.5 |
| 65      |          |            |         |            |                      | Indore | 27.5                 | 79          | 2.3  | 22.5 | 5.1 |
| 66      |          |            |         |            |                      | Nanded | Sample not available |             |      |      |     |
| 67      | Surat    | 27.1       |         |            |                      | 81     | 4.1                  | 26.2        | 5.1  |      |     |
| 68      | South    | Dharwad    |         |            | 26.8                 | 83     | 4.1                  | 26.0        | 5.7  |      |     |
| 69      |          | Kovilpatti |         |            | Sample not available |        |                      |             |      |      |     |
| 70      |          | Nandyal    |         |            | Sample not available |        |                      |             |      |      |     |
| 71      | 741      | GTHV-13/32 | Central | Akola      | 28.2                 | 85     | 5.6                  | 28.5        | 5.1  |      |     |
| 72      |          |            |         | Indore     | 23.6                 | 79     | 2.9                  | 21.8        | 5.4  |      |     |
| 73      |          |            |         | Nanded     | 27.5                 | 82     | 4.4                  | 27.9        | 5.3  |      |     |
| 74      |          |            |         | Surat      | 28.4                 | 82     | 3.6                  | 26.3        | 5.5  |      |     |
| 75      |          |            | South   | Dharwad    | 28.0                 | 85     | 4.1                  | 27.1        | 5.3  |      |     |
| 76      |          |            |         | Kovilpatti | 27.6                 | 84     | 4.4                  | 28.7        | 6.1  |      |     |
| 77      |          |            |         | Nandyal    | 26.3                 | 83     | 4.6                  | 27.2        | >7.0 |      |     |
| 78      | 742      | GISV-272   | Central | Akola      | 26.4                 | 84     | 5.0                  | 25.2        | 5.1  |      |     |
| 79      |          |            |         | Indore     | 26.2                 | 80     | 2.9                  | 26.2        | 5.5  |      |     |
| 80      |          |            |         | Nanded     | 26.8                 | 83     | 4.3                  | 27.4        | 5.1  |      |     |
| 81      |          |            |         | Surat      | 27.3                 | 81     | 4.8                  | 26.3        | 5.1  |      |     |
| 82      |          |            | South   | Dharwad    | 27.9                 | 83     | 4.9                  | 27.3        | 5.0  |      |     |
| 83      |          |            |         | Kovilpatti | 27.6                 | 83     | 5.7                  | 29.6        | 6.2  |      |     |
| 84      |          |            |         | Nandyal    | 26.9                 | 82     | 4.1                  | 27.4        | >7.0 |      |     |
| 85      | 743      | CCH 15-7   | Central | Akola      | 31.3                 | 85     | 5.0                  | 31.3        | 4.7  |      |     |
| 86      |          |            |         | Indore     | 27.3                 | 81     | 3.5                  | 25.7        | 4.9  |      |     |
| 87      |          |            |         | Nanded     | 26.9                 | 80     | 3.4                  | 27.0        | 5.4  |      |     |
| 88      |          |            |         | Surat      | 29.9                 | 83     | 4.1                  | 24.0        | 5.4  |      |     |
| 89      |          |            | South   | Dharwad    | 31.3                 | 86     | 3.8                  | 31.6        | 5.5  |      |     |
| 90      |          |            |         | Kovilpatti | 29.2                 | 84     | 4.9                  | 28.8        | 6.2  |      |     |
| 91      |          |            |         | Nandyal    | 28.1                 | 81     | 3.6                  | 28.1        | >7.0 |      |     |
| 92      | 744      | CNH 09-5   | Central | Akola      | 28.3                 | 85     | 4.5                  | 32.6        | 4.8  |      |     |
| 93      |          |            |         | Indore     | 29.1                 | 82     | 2.8                  | 30.5        | 5.4  |      |     |
| 94      |          |            |         | Nanded     | 23.7                 | 80     | 4.4                  | 25.8        | 5.7  |      |     |
| 95      |          |            |         | Surat      | 28.2                 | 82     | 4.1                  | 28.2        | 5.8  |      |     |
| 96      |          |            | South   | Dharwad    | 28.7                 | 85     | 4.4                  | 30.8        | 4.8  |      |     |
| 97      |          |            |         | Kovilpatti | 29.0                 | 83     | 4.5                  | 31.1        | 6.2  |      |     |
| 98      |          |            |         | Nandyal    | 25.8                 | 81     | 3.8                  | 27.1        | >7.0 |      |     |
| 99      | 745      | RAHC 1019  | Central | Akola      | 28.8                 | 85     | 5.0                  | 29.6        | 5.1  |      |     |
| 100     |          |            |         | Indore     | 27.9                 | 81     | 2.8                  | 27.9        | 5.2  |      |     |
| 101     |          |            |         | Nanded     | 26.6                 | 81     | 3.5                  | 26.9        | 5.5  |      |     |
| 102     |          |            |         | Surat      | 28.9                 | 82     | 3.2                  | 27.8        | 5.7  |      |     |
| 103     |          |            | South   | Dharwad    | 29.1                 | 84     | 4.1                  | 25.7        | 5.2  |      |     |
| 104     |          |            |         | Kovilpatti | 29.3                 | 84     | 3.7                  | 27.8        | 6.2  |      |     |

| Sr. No. | Code No. | Entry Name                   | Zone    | Location   | UHML (mm)            | UI     | Mic   | Str (g/tex) | E%   |      |      |
|---------|----------|------------------------------|---------|------------|----------------------|--------|-------|-------------|------|------|------|
| 105     |          |                              |         | Nandyal    | 25.3                 | 81     | 4.4   | 25.8        | >7.0 |      |      |
| 106     | 746      | CNH 1124                     | Central | Akola      | 28.9                 | 84     | 4.7   | 30.2        | 4.9  |      |      |
| 107     |          |                              |         | Indore     | 28.6                 | 82     | 2.6   | 28.9        | 5.5  |      |      |
| 108     |          |                              |         | Nanded     | 26.1                 | 82     | 3.2   | 26.7        | 5.4  |      |      |
| 109     |          |                              |         | Surat      | 29.2                 | 82     | 4.6   | 24.6        | 5.5  |      |      |
| 110     |          |                              | South   | Dharwad    | 30.9                 | 85     | 4.2   | 26.9        | 4.8  |      |      |
| 111     |          |                              |         | Kovilpatti | 30.4                 | 83     | 3.7   | 32.6        | 6.2  |      |      |
| 112     |          |                              |         | Nandyal    | 28.0                 | 80     | 2.9   | 27.3        | >7.0 |      |      |
| 113     |          |                              | 747     | CCH 15-8   | Central              | Akola  | 31.5  | 85          | 4.5  | 31.4 | 5.1  |
| 114     | Indore   | 26.7                         |         |            |                      | 82     | 2.7   | 26.6        | 5.5  |      |      |
| 115     | Nanded   | 28.3                         |         |            |                      | 83     | 3.9   | 28.0        | 5.0  |      |      |
| 116     | Surat    | 29.8                         |         |            |                      | 82     | 4.2   | 25.4        | 5.5  |      |      |
| 117     | South    | Dharwad                      |         |            | 32.1                 | 85     | 4.4   | 31.9        | 4.6  |      |      |
| 118     |          | Kovilpatti                   |         |            | 28.6                 | 84     | 4.3   | 29.8        | 6.1  |      |      |
| 119     |          | Nandyal                      |         |            | 29.5                 | 84     | 3.4   | 31.8        | >7.0 |      |      |
| 120     |          |                              |         |            |                      |        | Akola | 28.7        | 85   | 5.0  | 29.9 |
| 121     | 748      | DSC-1551                     | Central | Indore     | 29.6                 | 82     | 2.3   | 28.8        | 5.4  |      |      |
| 122     |          |                              |         | Nanded     | 25.2                 | 79     | 4.0   | 26.3        | 5.5  |      |      |
| 123     |          |                              |         | Surat      | 30.2                 | 83     | 4.7   | 25.4        | 5.7  |      |      |
| 124     |          |                              |         | Dharwad    | 30.1                 | 83     | 4.3   | 30.8        | 5.1  |      |      |
| 125     |          |                              | South   | Kovilpatti | 28.6                 | 82     | 4.2   | 31.6        | 6.2  |      |      |
| 126     |          |                              |         | Nandyal    | 24.5                 | 79     | 4.6   | 24.9        | >7.0 |      |      |
| 127     |          |                              |         |            |                      |        | Akola | 27.4        | 80   | 6.1  | 29.8 |
| 128     |          |                              | 749     | AKH-780    | Central              | Indore | 22.4  | 78          | 2.1  | 24.7 | 5.4  |
| 129     | Nanded   | 25.1                         |         |            |                      | 81     | 4.3   | 28.2        | 5.3  |      |      |
| 130     | Surat    | 27.3                         |         |            |                      | 81     | 5.0   | 25.5        | 5.3  |      |      |
| 131     | Dharwad  | 26.8                         |         |            |                      | 83     | 5.0   | 29.6        | 4.7  |      |      |
| 132     | South    | Kovilpatti                   |         |            | 25.2                 | 83     | 4.5   | 27.2        | 6.2  |      |      |
| 133     |          | Nandyal                      |         |            | 24.0                 | 79     | 4.6   | 24.8        | >7.0 |      |      |
| 134     |          |                              |         |            |                      |        | Akola | 28.7        | 84   | 4.5  | 30.9 |
| 135     |          | Local Check (Normal spacing) |         |            | Central              | Indore | 24.7  | 79          | 2.8  | 25.6 | 5.3  |
| 136     |          |                              | Nanded  | 25.4       |                      | 81     | 3.6   | 26.4        | 5.6  |      |      |
| 137     |          |                              | Surat   | 25.2       |                      | 80     | 5.3   | 26.4        | 5.8  |      |      |
| 138     |          |                              | Dharwad | 27.7       |                      | 83     | 4.6   | 28.7        | 4.7  |      |      |
| 139     |          |                              | South   | Kovilpatti | Sample not available |        |       |             |      |      |      |
| 140     |          |                              |         | Nandyal    | 28.1                 | 84     | 4.2   | 29.5        | >7.0 |      |      |

Br 12 a. IET of G. barbadense

| Sr. No. | Code No. | Entry Name | Zone    | Location   | UHML (mm) | UI | Mic | Str (g/tex) | E%  |
|---------|----------|------------|---------|------------|-----------|----|-----|-------------|-----|
| 1       | 751      | DB-1502    | Central | Rahuri     | 34.0      | 84 | 3.0 | 37.1        | 6.8 |
| 2       |          |            |         | Surat      | 33.1      | 84 | 3.0 | 33.8        | 6.4 |
| 3       |          |            | South   | Coimbatore | 33.4      | 84 | 3.5 | 37.4        | 6.6 |
| 4       |          |            |         | Guntur     | 36.7      | 85 | 3.6 | 38.6        | 6.7 |
| 5       | 752      | ARBB-1501  | Central | Rahuri     | 35.6      | 85 | 3.4 | 38.8        | 7.2 |
| 6       |          |            |         | Surat      | 34.3      | 84 | 3.0 | 40.2        | 7.2 |
| 7       |          |            | South   | Coimbatore | 34.6      | 85 | 3.6 | 37.3        | 6.6 |
| 8       |          |            |         | Guntur     | 36.1      | 85 | 3.5 | 40.0        | 7.3 |
| 9       | 753      | CCB-11a    | Central | Rahuri     | 39.5      | 86 | 3.1 | 45.6        | 7.6 |
| 10      |          |            |         | Surat      | 34.2      | 84 | 3.0 | 38.0        | 6.8 |
| 11      |          |            | South   | Coimbatore | 37.3      | 85 | 3.5 | 40.0        | 6.1 |
| 12      |          |            |         | Guntur     | 40.5      | 86 | 2.8 | 38.8        | 6.2 |
| 13      | 754      | DB-1501    | Central | Rahuri     | 34.1      | 84 | 3.7 | 39.3        | 7.3 |
| 14      |          |            |         | Surat      | 34.4      | 84 | 3.1 | 39.6        | 7.0 |
| 15      |          |            | South   | Coimbatore | 34.8      | 85 | 3.4 | 38.1        | 6.5 |
| 16      |          |            |         | Guntur     | 36.8      | 85 | 3.1 | 43.3        | 7.7 |
| 17      | 755      | Suvin (CC) | Central | Rahuri     | 38.6      | 86 | 3.1 | 41.6        | 6.7 |
| 18      |          |            |         | Surat      | 34.9      | 85 | 3.1 | 40.3        | 6.8 |
| 19      |          |            | South   | Coimbatore | 33.7      | 84 | 2.9 | 36.5        | 6.0 |
| 20      |          |            |         | Guntur     | 41.2      | 87 | 2.7 | 42.0        | 7.0 |
| 21      | 756      | ARBB-1502  | Central | Rahuri     | 33.4      | 84 | 3.2 | 38.8        | 6.8 |
| 22      |          |            |         | Surat      | 33.9      | 84 | 3.1 | 37.8        | 6.9 |
| 23      |          |            | South   | Coimbatore | 33.0      | 84 | 3.1 | 36.4        | 6.3 |
| 24      |          |            |         | Guntur     | 33.7      | 84 | 3.3 | 38.6        | 7.2 |

Br.15a-PHT-Interspecific Hybrid (hirsutum x barbadense)

| Sr. No. | Code No. | Entry Name    | Zone    | Location       | UHML (mm) | UI | Mic | Str (g/tex) | E%  |
|---------|----------|---------------|---------|----------------|-----------|----|-----|-------------|-----|
| 1       | 761      | RBH-1243      | Central | Anand          | 33.8      | 84 | 3.6 | 33.5        | 6.3 |
| 2       |          |               |         | Banswara       | 35.4      | 86 | 3.3 | 32.7        | 5.4 |
| 3       |          |               |         | Rahuri         | 36.7      | 85 | 3.2 | 40.1        | 6.8 |
| 4       |          |               | South   | Coimbatore     | 34.2      | 84 | 2.8 | 36.6        | 6.7 |
| 5       |          |               |         | Dharwad        | 36.2      | 88 | 3.7 | 35.4        | 5.7 |
| 6       |          |               |         | Lam            | 36.9      | 85 | 3.3 | 35.5        | 6.6 |
| 7       |          |               |         | Raichur        | 34.9      | 85 | 3.6 | 31.6        | 5.4 |
| 8       |          |               |         | Srivilliputhur | 35.5      | 87 | 3.3 | 33.4        | 6.1 |
| 9       | 762      | DHB-1501      | Central | Anand          | 33.1      | 84 | 3.9 | 35.2        | 6.6 |
| 10      |          |               |         | Banswara       | 33.4      | 85 | 3.2 | 37.0        | 5.7 |
| 11      |          |               |         | Rahuri         | 34.9      | 85 | 3.5 | 39.3        | 6.9 |
| 12      |          |               | South   | Coimbatore     | 32.5      | 84 | 3.1 | 38.2        | 6.8 |
| 13      |          |               |         | Dharwad        | 35.4      | 87 | 3.6 | 34.5        | 5.9 |
| 14      |          |               |         | Lam            | 34.1      | 84 | 3.4 | 36.0        | 6.7 |
| 15      |          |               |         | Raichur        | 33.9      | 86 | 3.5 | 32.5        | 5.7 |
| 16      |          |               |         | Srivilliputhur | 33.0      | 86 | 3.5 | 32.9        | 5.8 |
| 17      | 763      | ARBHB-1502    | Central | Anand          | 37.6      | 86 | 3.5 | 37.9        | 6.6 |
| 18      |          |               |         | Banswara       | 36.4      | 87 | 2.8 | 34.1        | 5.0 |
| 19      |          |               |         | Rahuri         | 38.4      | 86 | 3.0 | 40.6        | 6.7 |
| 20      |          |               | South   | Coimbatore     | 35.7      | 85 | 2.7 | 33.8        | 6.1 |
| 21      |          |               |         | Dharwad        | 37.4      | 90 | 3.2 | 38.4        | 5.5 |
| 22      |          |               |         | Lam            | 39.2      | 86 | 3.2 | 35.9        | 6.3 |
| 23      |          |               |         | Raichur        | 36.5      | 87 | 2.8 | 32.9        | 5.4 |
| 24      |          |               |         | Srivilliputhur | 35.8      | 87 | 3.2 | 36.3        | 5.8 |
| 25      | 764      | Ankur Nandini | Central | Anand          | 33.3      | 84 | 3.2 | 25.3        | 6.6 |
| 26      |          |               |         | Banswara       | 36.2      | 86 | 2.7 | 32.4        | 5.1 |
| 27      |          |               |         | Rahuri         | 35.9      | 85 | 3.0 | 36.9        | 6.8 |
| 28      |          |               | South   | Coimbatore     | 37.4      | 85 | 2.7 | 41.8        | 6.3 |
| 29      |          |               |         | Dharwad        | 36.6      | 88 | 3.1 | 34.0        | 5.7 |
| 30      |          |               |         | Lam            | 37.9      | 86 | 2.5 | 38.0        | 6.3 |
| 31      |          |               |         | Raichur        | 36.8      | 86 | 3.0 | 32.2        | 5.4 |
| 32      |          |               |         | Srivilliputhur | 37.2      | 90 | 3.0 | 35.4        | 5.4 |
| 33      | 765      | ARBHB-1501    | Central | Anand          | 36.9      | 85 | 3.5 | 38.6        | 6.7 |
| 34      |          |               |         | Banswara       | 36.0      | 86 | 3.0 | 33.5        | 5.0 |
| 35      |          |               |         | Rahuri         | 36.8      | 85 | 3.2 | 37.1        | 6.2 |
| 36      |          |               | South   | Coimbatore     | 34.8      | 85 | 3.0 | 36.3        | 6.4 |
| 37      |          |               |         | Dharwad        | 37.2      | 90 | 3.0 | 36.2        | 5.8 |
| 38      |          |               |         | Lam            | 39.0      | 86 | 3.1 | 42.4        | 6.8 |
| 39      |          |               |         | Raichur        | 35.7      | 87 | 3.4 | 34.3        | 5.0 |
| 40      |          |               |         | Srivilliputhur | 36.1      | 88 | 3.4 | 37.9        | 5.9 |
| 41      | 766      | CCHB-54       | Central | Anand          | 37.0      | 85 | 3.1 | 37.7        | 6.1 |
| 42      |          |               |         | Banswara       | 33.7      | 84 | 3.1 | 31.2        | 5.3 |
| 43      |          |               |         | Rahuri         | 35.9      | 85 | 3.2 | 37.0        | 6.4 |
| 44      |          |               | South   | Coimbatore     | 35.4      | 85 | 2.4 | 40.7        | 6.3 |
| 45      |          |               |         | Dharwad        | 36.4      | 88 | 3.5 | 34.8        | 5.5 |
| 46      |          |               |         | Lam            | 36.7      | 85 | 2.7 | 35.0        | 6.3 |
| 47      |          |               |         | Raichur        | 34.9      | 84 | 2.8 | 30.9        | 5.1 |
| 48      |          |               |         | Srivilliputhur | 36.1      | 87 | 3.1 | 36.1        | 5.9 |
| 49      | 767      | Local Check   | Central | Anand          | 36.6      | 85 | 3.7 | 39.1        | 7.0 |
| 50      |          |               |         | Banswara       | 35.3      | 86 | 3.1 | 34.4        | 5.6 |
| 51      |          |               |         | Rahuri         | 35.9      | 85 | 3.8 | 39.3        | 6.9 |
| 52      |          |               | South   | Coimbatore     | 35.4      | 85 | 2.8 | 34.8        | 6.1 |



| Sr. No. | Code No. | Entry Name | Zone    | Location       | UHML (mm) | UI             | Mic  | Str (g/tex) | E%  |
|---------|----------|------------|---------|----------------|-----------|----------------|------|-------------|-----|
| 53      |          |            |         | Dharwad        | 34.8      | 87             | 3.3  | 31.3        | 6.0 |
| 54      |          |            |         | Lam            | 34.5      | 84             | 3.2  | 36.0        | 6.6 |
| 55      |          |            |         | Raichur        | 34.2      | 85             | 3.1  | 30.8        | 6.0 |
| 56      |          |            |         | Srivilliputhur | 36.3      | 88             | 3.2  | 35.0        | 5.8 |
| 57      | 768      | DCH 32(CC) | Central | Anand          | 34.0      | 84             | 3.6  | 37.7        | 6.6 |
| 58      |          |            |         | Banswara       | 34.8      | 85             | 3.1  | 31.5        | 5.4 |
| 59      |          |            |         | Rahuri         | 37.0      | 85             | 3.4  | 38.9        | 7.0 |
| 60      |          |            | South   | Coimbatore     | 35.4      | 85             | 3.2  | 39.8        | 6.6 |
| 61      |          |            |         | Dharwad        | 36.0      | 88             | 3.4  | 33.2        | 5.8 |
| 62      |          |            |         | Lam            | 38.1      | 86             | 3.2  | 40.0        | 6.8 |
| 63      |          |            |         | Raichur        | 35.8      | 86             | 3.4  | 31.6        | 5.4 |
| 64      |          |            |         |                |           | Srivilliputhur | 35.1 | 87          | 3.4 |
| 65      | 769      | DHB-1502   | Central | Anand          | 38.2      | 86             | 3.3  | 38.6        | 6.4 |
| 66      |          |            |         | Banswara       | 36.1      | 87             | 3.2  | 33.4        | 4.8 |
| 67      |          |            |         | Rahuri         | 38.6      | 86             | 3.1  | 40.3        | 6.9 |
| 68      |          |            | South   | Coimbatore     | 38.8      | 86             | 3.3  | 40.7        | 6.6 |
| 69      |          |            |         | Dharwad        | 37.5      | 90             | 3.4  | 39.6        | 5.8 |
| 70      |          |            |         | Lam            | 41.6      | 87             | 3.2  | 40.2        | 6.6 |
| 71      |          |            |         | Raichur        | 36.6      | 88             | 3.4  | 32.8        | 5.0 |
| 72      |          |            |         |                |           | Srivilliputhur | 37.1 | 89          | 3.4 |
| 73      | 770      | RHB-1008   | Central | Anand          | 35.7      | 85             | 3.1  | 39.0        | 6.8 |
| 74      |          |            |         | Banswara       | 35.8      | 87             | 3.0  | 33.8        | 5.3 |
| 75      |          |            |         | Rahuri         | 38.5      | 86             | 3.1  | 44.8        | 7.3 |
| 76      |          |            | South   | Coimbatore     | 35.9      | 85             | 2.9  | 42.7        | 6.6 |
| 77      |          |            |         | Dharwad        | 36.9      | 89             | 3.1  | 37.7        | 5.8 |
| 78      |          |            |         | Lam            | 36.5      | 85             | 2.7  | 34.3        | 6.5 |
| 79      |          |            |         | Raichur        | 35.3      | 88             | 2.9  | 31.5        | 5.4 |
| 80      |          |            |         |                |           | Srivilliputhur | 36.2 | 88          | 3.1 |

Br. 22 a/b IET of G. arboreum

| Sr. No. | Code No. | Entry Name | Zone    | Location   | UHML (mm) | UI  | Mic  | Str (g/tex) | E%   |
|---------|----------|------------|---------|------------|-----------|-----|------|-------------|------|
| 1       | 801      | JLA-0804   | Central | Akola      | 25.7      | 83  | 5.2  | 29.6        | 5.7  |
| 2       |          |            |         | Amreli     | 25.2      | 80  | 5.5  | 27.4        | 5.7  |
| 3       |          |            |         | Jalgaon    | 25.4      | 81  | 6.0  | 25.8        | 5.3  |
| 4       |          |            |         | Khandwa    | 26.1      | 81  | 5.2  | 25.2        | 5.2  |
| 5       |          |            |         | Nagpur     | 25.2      | 80  | 5.1  | 27.2        | 6.3  |
| 6       |          |            |         | Parbhani   | 25.6      | 80  | 5.8  | 28.6        | 5.8  |
| 7       |          |            | North   | Bhatinda   | 25.9      | 83  | 5.3  | 28.6        | 5.1  |
| 8       |          |            |         | Faridkot   | 26.0      | 81  | 5.0  | 29.9        | 5.3  |
| 9       |          |            |         | Hissar     | 23.1      | 83  | 4.4  | 25.2        | 5.0  |
| 10      |          |            |         | Kanpur     | 25.2      | 82  | 5.7  | 26.6        | 4.7  |
| 11      |          |            |         | SGNR       | 25.1      | 82  | 5.5  | 27.0        | 5.1  |
| 12      |          |            | South   | Sirsa      | 24.3      | 83  | 5.3  | 28.1        | 4.7  |
| 13      |          |            |         | Dharwad    | 25.8      | 90  | 5.6  | 25.8        | 5.5  |
| 14      |          |            |         | Kovilpatti | 26.7      | 83  | 5.4  | 28.8        | 6.2  |
| 15      |          |            |         | Nandyal    | 24.8      | 82  | 5.2  | 26.6        | >7.0 |
| 16      |          |            | Raichur | 26.8       | 83        | 5.0 | 27.1 | 5.0         |      |
| 17      | 802      | GAM-231    | Central | Akola      | 31.4      | 85  | 4.7  | 32.8        | 5.2  |
| 18      |          |            |         | Amreli     | 28.9      | 82  | 5.3  | 26.9        | 5.8  |
| 19      |          |            |         | Jalgaon    | 28.6      | 80  | 3.9  | 25.1        | 5.7  |
| 20      |          |            |         | Khandwa    | 28.2      | 82  | 4.0  | 26.1        | 5.0  |
| 21      |          |            |         | Nagpur     | 28.1      | 82  | 4.9  | 26.2        | 5.9  |
| 22      |          |            |         | Parbhani   | 29.0      | 83  | 4.9  | 26.1        | 5.2  |
| 23      |          |            | North   | Bhatinda   | 29.6      | 83  | 4.4  | 30.6        | 4.7  |
| 24      |          |            |         | Faridkot   | 29.8      | 83  | 4.5  | 29.0        | 5.1  |
| 25      |          |            |         | Hissar     | 26.8      | 81  | 4.8  | 24.8        | 5.1  |
| 26      |          |            |         | Kanpur     | 26.4      | 80  | 5.6  | 24.3        | 4.5  |
| 27      |          |            |         | SGNR       | 29.6      | 84  | 4.4  | 29.3        | 4.9  |
| 28      |          |            | South   | Sirsa      | 24.4      | 78  | 6.7  | 23.8        | 4.8  |
| 29      |          |            |         | Dharwad    | 29.7      | 82  | 4.9  | 25.5        | 4.8  |
| 30      |          |            |         | Kovilpatti | 28.4      | 81  | 5.0  | 28.3        | 6.1  |
| 31      |          |            |         | Nandyal    | 28.4      | 80  | 4.9  | 26.5        | >7.0 |
| 32      |          |            | Raichur | 27.9       | 81        | 4.6 | 24.0 | 4.6         |      |
| 33      | 803      | PA 801     | Central | Akola      | 30.8      | 82  | 5.2  | 34.7        | 5.7  |
| 34      |          |            |         | Amreli     | 27.4      | 81  | 5.2  | 28.0        | 6.2  |
| 35      |          |            |         | Jalgaon    | 29.7      | 83  | 4.1  | 30.4        | 5.6  |
| 36      |          |            |         | Khandwa    | 27.3      | 79  | 4.5  | 24.7        | 5.4  |
| 37      |          |            |         | Nagpur     | 27.8      | 81  | 5.1  | 27.8        | 6.3  |
| 38      |          |            |         | Parbhani   | 27.7      | 80  | 5.2  | 28.5        | 5.3  |
| 39      |          |            | North   | Bhatinda   | 27.6      | 82  | 4.5  | 31.7        | 5.0  |
| 40      |          |            |         | Faridkot   | 28.2      | 83  | 4.8  | 32.1        | 5.5  |
| 41      |          |            |         | Hissar     | 25.8      | 80  | 3.8  | 26.3        | 5.8  |
| 42      |          |            |         | Kanpur     | 25.2      | 81  | 5.4  | 27.6        | 5.0  |
| 43      |          |            |         | SGNR       | 27.4      | 81  | 4.8  | 30.1        | 5.1  |
| 44      |          |            | South   | Sirsa      | 25.5      | 79  | 6.0  | 26.0        | 4.7  |
| 45      |          |            |         | Dharwad    | 27.2      | 81  | 5.5  | 27.9        | 5.3  |
| 46      |          |            |         | Kovilpatti | 28.6      | 83  | 5.4  | 31.8        | 6.3  |
| 47      |          |            |         | Nandyal    | 26.7      | 79  | 5.2  | 29.0        | >7.0 |
| 48      |          |            | Raichur | 27.4       | 82        | 5.1 | 25.8 | 4.9         |      |
| 49      | 804      | CAN-2023   | Central | Akola      | 28.9      | 83  | 5.5  | 30.4        | 5.7  |
| 50      |          |            |         | Amreli     | 26.7      | 81  | 5.5  | 28.0        | 6.1  |
| 51      |          |            |         | Jalgaon    | 26.0      | 80  | 5.2  | 29.4        | 5.8  |

| Sr. No. | Code No. | Entry Name | Zone    | Location   | UHML (mm) | UI    | Mic      | Str (g/tex) | E%   |
|---------|----------|------------|---------|------------|-----------|-------|----------|-------------|------|
| 52      |          |            |         | Khandwa    | 24.8      | 82    | 4.9      | 26.0        | 5.5  |
| 53      |          |            |         | Nagpur     | 26.6      | 81    | 5.2      | 27.0        | 6.2  |
| 54      |          |            |         | Parbhani   | 26.8      | 81    | 5.9      | 27.7        | 6.1  |
| 55      |          |            | North   | Bhatinda   | 27.4      | 79    | 5.0      | 30.8        | 5.2  |
| 56      |          |            |         | Faridkot   | 26.2      | 82    | 5.2      | 30.8        | 5.2  |
| 57      |          |            |         | Hissar     | 27.1      | 81    | 4.7      | 27.9        | 5.3  |
| 58      |          |            |         | Kanpur     | 25.0      | 80    | 5.6      | 26.3        | 4.4  |
| 59      |          |            |         | SGNR       | 24.8      | 80    | 5.8      | 27.7        | 4.9  |
| 60      |          |            |         | Sirsa      | 25.8      | 80    | 5.6      | 27.4        | 4.9  |
| 61      |          |            | South   | Dharwad    | 26.5      | 81    | 6.0      | 26.5        | 4.7  |
| 62      |          |            |         | Kovilpatti | 27.1      | 83    | 5.5      | 29.5        | 6.3  |
| 63      |          |            |         | Nandyal    | 25.9      | 81    | 5.2      | 27.8        | >7.0 |
| 64      |          |            |         | Raichur    | 28.4      | 82    | 5.2      | 25.6        | 4.7  |
| 65      |          |            | 805     | ARBa-1502  | Central   | Akola | 30.1     | 84          | 5.1  |
| 66      | Amreli   | 29.1       |         |            |           | 82    | 5.5      | 28.4        | 5.7  |
| 67      | Jalgaon  | 29.0       |         |            |           | 83    | 4.9      | 28.6        | 5.1  |
| 68      | Khandwa  | 27.0       |         |            |           | 81    | 4.4      | 27.4        | 5.3  |
| 69      | Nagpur   | 28.0       |         |            |           | 82    | 4.9      | 28.3        | 6.2  |
| 70      | Parbhani | 29.0       |         |            |           | 83    | 5.6      | 29.8        | 5.3  |
| 71      | North    | Bhatinda   |         |            | 29.7      | 83    | 4.8      | 32.2        | 5.1  |
| 72      |          | Faridkot   |         |            | 28.7      | 83    | 5.2      | 31.3        | 4.9  |
| 73      |          | Hissar     |         |            | 28.2      | 82    | 4.6      | 28.2        | 5.6  |
| 74      |          | Kanpur     |         |            | 25.6      | 81    | 5.3      | 26.2        | 4.4  |
| 75      |          | SGNR       |         |            | 29.5      | 86    | 5.0      | 32.4        | 4.6  |
| 76      |          | Sirsa      |         |            | 26.0      | 80    | 6.1      | 24.9        | 4.9  |
| 77      | South    | Dharwad    |         |            | 28.6      | 82    | 5.5      | 27.9        | 4.8  |
| 78      |          | Kovilpatti |         |            | 27.9      | 85    | 5.7      | 30.6        | 6.2  |
| 79      |          | Nandyal    | 27.4    | 81         | 4.9       | 26.3  | >7.0     |             |      |
| 80      |          | Raichur    | 27.5    | 80         | 5.1       | 24.7  | 4.9      |             |      |
| 81      | 806      | CAN 2019   | Central | Akola      | 26.9      | 82    | 6.1      | 32.7        | 5.8  |
| 82      |          |            |         | Amreli     | 26.7      | 81    | 5.5      | 28.8        | 6.0  |
| 83      |          |            |         | Jalgaon    | 26.8      | 82    | 5.3      | 28.5        | 5.7  |
| 84      |          |            |         | Khandwa    | 24.3      | 81    | 5.0      | 24.3        | 6.0  |
| 85      |          |            |         | Nagpur     | 24.7      | 79    | 5.3      | 27.0        | 6.4  |
| 86      |          |            |         | Parbhani   | 26.5      | 82    | 6.1      | 25.9        | 5.5  |
| 87      |          |            | North   | Bhatinda   | 24.7      | 81    | 5.5      | 30.0        | 5.4  |
| 88      |          |            |         | Faridkot   | 26.1      | 80    | 5.2      | 28.9        | 5.3  |
| 89      |          |            |         | Hissar     | 25.3      | 80    | 5.2      | 26.9        | 5.4  |
| 90      |          |            |         | Kanpur     | 24.5      | 81    | 5.6      | 25.3        | 4.6  |
| 91      |          |            |         | SGNR       | 24.8      | 80    | 5.6      | 28.2        | 5.0  |
| 92      |          |            |         | Sirsa      | 24.6      | 78    | 5.4      | 26.1        | 4.9  |
| 93      |          |            | South   | Dharwad    | 27.8      | 81    | 6.1      | 26.8        | 5.0  |
| 94      |          |            |         | Kovilpatti | 25.9      | 84    | 6.0      | 28.0        | 6.3  |
| 95      | Nandyal  | 25.7       |         | 83         | 4.9       | 28.0  | >7.0     |             |      |
| 96      | Raichur  | 25.3       |         | 83         | 5.7       | 27.0  | 5.1      |             |      |
| 97      | 807      | RG 784     | Central | Akola      | 22.5      | 71    | 7.0      | 27.6        | 5.8  |
| 98      |          |            |         | Amreli     | 23.2      | 78    | 7.3      | 24.9        | 6.3  |
| 99      |          |            |         | Jalgaon    | 23.2      | 79    | above7.0 |             |      |
| 100     |          |            |         | Khandwa    | 24.6      | 78    | 5.8      | 25.3        | 5.3  |
| 101     |          |            |         | Nagpur     | 22.3      | 77    | 7.3      | 24.0        | 6.3  |
| 102     |          |            |         | Parbhani   | 22.6      | 79    | 7.0      | 22.6        | 5.8  |
| 103     |          |            | North   | Bhatinda   | 22.9      | 80    | 5.6      | 25.9        | 5.3  |
| 104     |          |            |         | Faridkot   | 22.1      | 78    | 6.2      | 21.9        | 5.0  |

| Sr. No. | Code No. | Entry Name                          | Zone    | Location   | UHML (mm)  | UI      | Mic      | Str (g/tex) | E%   |      |     |
|---------|----------|-------------------------------------|---------|------------|------------|---------|----------|-------------|------|------|-----|
| 105     |          |                                     |         | Hissar     | 21.3       | 76      | 6.6      | 21.8        | 5.3  |      |     |
| 106     |          |                                     |         | Kanpur     | 21.9       | 78      | >7.0     |             |      |      |     |
| 107     |          |                                     |         | SGNR       | 22.5       | 80      | 6.0      | 25.3        | 4.9  |      |     |
| 108     |          |                                     |         | Sirsa      | 19.6       | 79      | 6.7      | 23.1        | 5.4  |      |     |
| 109     |          |                                     |         | South      | Dharwad    | 21.0    | 76       | 6.9         | 24.0 | 5.6  |     |
| 110     |          |                                     |         |            | Kovilpatti | 22.8    | 78       | 6.8         | 23.7 | 6.1  |     |
| 111     |          |                                     | Nandyal |            | 22.0       | 79      | 7.0      | 21.0        | >7.0 |      |     |
| 112     |          |                                     | Raichur |            | 22.5       | 77      | 6.8      | 22.1        | 5.1  |      |     |
| 113     |          |                                     | 808     | CSA 1028   | Central    | Akola   | 27.7     | 82          | 5.8  | 29.4 | 5.8 |
| 114     |          |                                     |         |            |            | Amreli  | 25.9     | 80          | 5.5  | 27.3 | 6.1 |
| 115     |          |                                     |         |            |            | Jalgaon | 26.0     | 82          | 5.7  | 27.9 | 5.2 |
| 116     |          |                                     |         |            |            | Khandwa | 25.5     | 81          | 4.0  | 27.3 | 5.6 |
| 117     | Nagpur   | 26.3                                |         |            |            | 80      | 5.2      | 26.7        | 6.3  |      |     |
| 118     | Parbhani | 26.2                                |         |            |            | 81      | 6.0      | 26.0        | 5.5  |      |     |
| 119     | North    | Bhatinda                            |         |            | 24.7       | 79      | 6.4      | 26.4        | 5.2  |      |     |
| 120     |          | Faridkot                            |         |            | 25.3       | 81      | 5.3      | 28.5        | 5.4  |      |     |
| 121     |          | Hissar                              |         |            | 25.8       | 81      | 5.3      | 26.8        | 5.1  |      |     |
| 122     |          | Kanpur                              |         |            | 26.3       | 81      | 5.7      | 27.0        | 4.4  |      |     |
| 123     |          | SGNR                                |         |            | 25.6       | 82      | 5.3      | 28.4        | 4.8  |      |     |
| 124     | Sirsa    | 22.0                                |         |            | 79         | 6.9     | 24.6     | 5.5         |      |      |     |
| 125     | South    | Dharwad                             |         |            | 26.0       | 82      | 6.0      | 27.3        | 5.0  |      |     |
| 126     |          | Kovilpatti                          |         |            | 27.0       | 83      | 5.7      | 29.4        | 6.3  |      |     |
| 127     |          | Nandyal                             |         |            | 26.5       | 80      | 5.3      | 27.1        | >7.0 |      |     |
| 128     |          | Raichur                             |         |            | 25.5       | 81      | 4.9      | 24.2        | 5.4  |      |     |
| 129     | 809      | Zonal Check (TDK 124/AKA 7/DLSa 17) | Central | Akola      | 26.6       | 83      | 5.9      | 30.8        | 5.9  |      |     |
| 130     |          |                                     |         | Amreli     | 25.4       | 80      | 5.5      | 27.8        | 6.1  |      |     |
| 131     |          |                                     |         | Jalgaon    | 26.2       | 82      | 5.8      | 28.4        | 5.3  |      |     |
| 132     |          |                                     |         | Khandwa    | 24.6       | 81      | 4.2      | 27.4        | 5.6  |      |     |
| 133     |          |                                     |         | Nagpur     | 24.5       | 79      | 5.6      | 25.3        | 6.3  |      |     |
| 134     |          |                                     |         | Parbhani   | 24.7       | 81      | 5.4      | 25.0        | 5.9  |      |     |
| 135     |          |                                     | North   | Bhatinda   | 20.4       | 77      | >7.0     | 22.5        | 6.9  |      |     |
| 136     |          |                                     |         | Faridkot   | 20.1       | 78      | above7.0 |             |      |      |     |
| 137     |          |                                     |         | Hissar     | 21.0       | 76      | 7.0      | 21.6        | 5.7  |      |     |
| 138     |          |                                     |         | Kanpur     | 20.1       | 78      | 6.6      | 21.4        | 5.6  |      |     |
| 139     |          |                                     |         | SGNR       | 20.0       | 79      | above7.0 |             |      |      |     |
| 140     |          |                                     | Sirsa   | 18.6       | 77         | 7.0     | 22.8     | 5.8         |      |      |     |
| 141     |          |                                     | South   | Dharwad    | 26.7       | 82      | 5.6      | 28.2        | 4.7  |      |     |
| 142     |          |                                     |         | Kovilpatti | 28.7       | 84      | 5.4      | 32.0        | 6.2  |      |     |
| 143     |          |                                     |         | Nandyal    | 28.7       | 81      | 5.2      | 29.0        | >7.0 |      |     |
| 144     | Raichur  | Sample not available                |         |            |            |         |          |             |      |      |     |
| 145     | 810      | FDK 260                             | Central | Akola      | 24.8       | 80      | 6.1      | 23.1        | 6.2  |      |     |
| 146     |          |                                     |         | Amreli     | 24.6       | 79      | 5.6      | 25.6        | 5.9  |      |     |
| 147     |          |                                     |         | Jalgaon    | 24.5       | 82      | 5.4      | 20.9        | 5.7  |      |     |
| 148     |          |                                     |         | Khandwa    | 22.3       | 76      | 4.0      | 20.9        | 6.2  |      |     |
| 149     |          |                                     |         | Nagpur     | 25.8       | 80      | 5.4      | 25.0        | 5.6  |      |     |
| 150     |          |                                     |         | Parbhani   | 23.3       | 79      | 6.5      | 21.3        | 5.4  |      |     |
| 151     |          |                                     | North   | Bhatinda   | 23.0       | 81      | 6.5      | 23.7        | 5.7  |      |     |
| 152     |          |                                     |         | Faridkot   | 23.4       | 80      | 6.6      | 23.8        | 5.1  |      |     |
| 153     |          |                                     |         | Hissar     | 23.6       | 81      | 6.1      | 20.3        | 5.8  |      |     |
| 154     |          |                                     |         | Kanpur     | 23.3       | 81      | 6.1      | 20.8        | 4.7  |      |     |
| 155     |          |                                     |         | SGNR       | 25.7       | 81      | 6.5      | 22.6        | 4.8  |      |     |
| 156     |          |                                     |         | Sirsa      | 22.2       | 79      | 6.6      | 22.5        | 5.4  |      |     |
| 157     |          |                                     | South   | Dharwad    | 23.4       | 80      | 6.4      | 21.3        | 5.4  |      |     |

| Sr. No. | Code No. | Entry Name | Zone    | Location   | UHML (mm)            | UI  | Mic  | Str (g/tex) | E%   |  |
|---------|----------|------------|---------|------------|----------------------|-----|------|-------------|------|--|
| 158     |          |            |         | Kovilpatti | 24.6                 | 80  | 5.3  | 26.5        | 6.2  |  |
| 159     |          |            |         | Nandyal    | 23.0                 | 78  | 5.8  | 22.3        | >7.0 |  |
| 160     |          |            |         | Raichur    | 24.9                 | 81  | 6.0  | 22.1        | 5.3  |  |
| 161     | 811      | ARBa-1501  | Central | Akola      | 26.5                 | 82  | 5.6  | 31.4        | 5.8  |  |
| 162     |          |            |         | Amreli     | 25.5                 | 80  | 5.5  | 26.8        | 5.8  |  |
| 163     |          |            |         | Jalgaon    | 25.5                 | 81  | 5.7  | 27.4        | 5.8  |  |
| 164     |          |            |         | Khandwa    | 25.6                 | 82  | 4.7  | 26.8        | 5.3  |  |
| 165     |          |            |         | Nagpur     | 25.5                 | 80  | 5.1  | 26.7        | 6.3  |  |
| 166     |          |            |         | Parbhani   | 26.4                 | 80  | 5.7  | 26.1        | 5.3  |  |
| 167     |          |            | North   | Bhatinda   | 25.9                 | 81  | 4.8  | 31.3        | 5.4  |  |
| 168     |          |            |         | Faridkot   | 26.2                 | 81  | 5.5  | 29.4        | 4.7  |  |
| 169     |          |            |         | Hissar     | 26.5                 | 82  | 4.9  | 26.9        | 5.3  |  |
| 170     |          |            |         | Kanpur     | 25.7                 | 81  | 5.7  | 27.4        | 4.5  |  |
| 171     |          |            |         | SGNR       | 27.2                 | 84  | 5.0  | 30.2        | 4.8  |  |
| 172     |          |            | Sirsa   | 22.8       | 77                   | 6.4 | 22.4 | 5.2         |      |  |
| 173     |          |            | South   | Dharwad    | 26.3                 | 82  | 5.5  | 30.5        | 5.1  |  |
| 174     |          |            |         | Kovilpatti | 27.0                 | 85  | 5.1  | 29.7        | 6.0  |  |
| 175     |          |            |         | Nandyal    | 25.7                 | 83  | 5.3  | 27.8        | >7.0 |  |
| 176     |          |            |         | Raichur    | 27.2                 | 82  | 5.0  | 28.2        | 5.0  |  |
| 177     | 812      | PBD 6      | Central | Akola      | 23.7                 | 81  | 6.4  | 23.7        | 5.3  |  |
| 178     |          |            |         | Amreli     | Sample not available |     |      |             |      |  |
| 179     |          |            |         | Jalgaon    | 25.0                 | 81  | 5.6  | 24.9        | 5.5  |  |
| 180     |          |            |         | Khandwa    | 22.4                 | 79  | 5.2  | 23.8        | 5.5  |  |
| 181     |          |            |         | Nagpur     | 24.3                 | 79  | 5.5  | 25.3        | 6.0  |  |
| 182     |          |            |         | Parbhani   | 23.9                 | 79  | 6.5  | 24.6        | 5.9  |  |
| 183     |          |            | North   | Bhatinda   | 23.9                 | 79  | 6.7  | 26.3        | 5.4  |  |
| 184     |          |            |         | Faridkot   | 24.1                 | 81  | 6.6  | 22.7        | 4.8  |  |
| 185     |          |            |         | Hissar     | 24.4                 | 80  | 6.4  | 23.2        | 5.2  |  |
| 186     |          |            |         | Kanpur     | 23.2                 | 81  | 6.4  | 22.6        | 4.8  |  |
| 187     |          |            |         | SGNR       | 24.7                 | 82  | 6.4  | 26.0        | 4.4  |  |
| 188     |          |            | Sirsa   | 22.2       | 80                   | 6.6 | 22.3 | 5.1         |      |  |
| 189     |          |            | South   | Dharwad    | 22.2                 | 77  | 6.5  | 21.9        | 5.4  |  |
| 190     |          |            |         | Kovilpatti | 24.4                 | 79  | 6.2  | 26.1        | 6.0  |  |
| 191     |          |            |         | Nandyal    | 24.3                 | 79  | 5.9  | 23.5        | >7.0 |  |
| 192     |          |            |         | Raichur    | 23.5                 | 80  | 5.4  | 22.1        | 5.3  |  |
| 193     | 813      | PA 812     | Central | Akola      | 31.2                 | 85  | 4.9  | 32.1        | 5.5  |  |
| 194     |          |            |         | Amreli     | 29.8                 | 82  | 5.3  | 29.8        | 6.0  |  |
| 195     |          |            |         | Jalgaon    | 30.5                 | 86  | 4.1  | 30.7        | 5.3  |  |
| 196     |          |            |         | Khandwa    | 29.2                 | 82  | 3.8  | 29.8        | 5.1  |  |
| 197     |          |            |         | Nagpur     | 30.3                 | 83  | 4.7  | 25.5        | 6.2  |  |
| 198     |          |            |         | Parbhani   | 31.7                 | 84  | 4.5  | 30.2        | 5.0  |  |
| 199     |          |            | North   | Bhatinda   | 29.2                 | 84  | 3.9  | 35.6        | 5.1  |  |
| 200     |          |            |         | Faridkot   | 30.1                 | 84  | 4.6  | 31.4        | 4.7  |  |
| 201     |          |            |         | Hissar     | 29.4                 | 84  | 4.5  | 27.9        | 5.0  |  |
| 202     |          |            |         | Kanpur     | 30.2                 | 85  | 4.9  | 30.1        | 4.6  |  |
| 203     |          |            |         | SGNR       | 29.9                 | 85  | 4.5  | 31.5        | 4.9  |  |
| 204     |          |            | Sirsa   | 26.7       | 80                   | 6.2 | 26.9 | 4.7         |      |  |
| 205     |          |            | South   | Dharwad    | 30.4                 | 86  | 4.9  | 32.7        | 4.8  |  |
| 206     |          |            |         | Kovilpatti | 30.8                 | 86  | 5.3  | 33.5        | 6.2  |  |
| 207     |          |            |         | Nandyal    | 30.4                 | 84  | 4.7  | 30.7        | >7.0 |  |
| 208     |          |            |         | Raichur    | 29.7                 | 83  | 3.8  | 27.0        | 4.8  |  |
| 209     | 814      | NDLA -3089 | Central | Akola      | 26.8                 | 83  | 5.7  | 30.8        | 5.8  |  |
| 210     |          |            |         | Amreli     | 25.8                 | 80  | 5.4  | 27.9        | 5.9  |  |

| Sr. No. | Code No.   | Entry Name | Zone    | Location   | UHML (mm) | UI   | Mic  | Str (g/tex) | E%   |
|---------|------------|------------|---------|------------|-----------|------|------|-------------|------|
| 211     |            |            |         | Jalgaon    | 27.2      | 83   | 6.1  | 29.7        | 5.7  |
| 212     |            |            |         | Khandwa    | 24.5      | 81   | 4.6  | 25.1        | 5.6  |
| 213     |            |            |         | Nagpur     | 24.9      | 79   | 5.5  | 26.0        | 6.0  |
| 214     |            |            |         | Parbhani   | 25.6      | 82   | 5.8  | 27.9        | 5.7  |
| 215     |            |            | North   | Bhatinda   | 24.5      | 80   | 5.8  | 26.3        | 4.8  |
| 216     |            |            |         | Faridkot   | 24.1      | 85   | 6.0  | 30.4        | 4.9  |
| 217     |            |            |         | Hissar     | 26.2      | 82   | 5.6  | 26.2        | 5.1  |
| 218     |            |            |         | Kanpur     | 24.1      | 82   | 5.9  | 25.9        | 4.9  |
| 219     |            |            |         | SGNR       | 25.0      | 81   | 6.0  | 27.5        | 4.7  |
| 220     |            |            |         | Sirsa      | 24.9      | 80   | 6.1  | 25.7        | 4.8  |
| 221     |            |            | South   | Dharwad    | 25.1      | 81   | 5.8  | 27.2        | 5.1  |
| 222     |            |            |         | Kovilpatti | 26.3      | 83   | 5.0  | 28.5        | 6.2  |
| 223     |            |            |         | Nandyal    | 24.9      | 82   | 5.6  | 26.3        | >7.0 |
| 224     |            |            |         | Raichur    | 25.9      | 82   | 4.7  | 27.1        | 5.0  |
| 225     | 815        | CSA 2043   | Central | Akola      | 26.7      | 83   | 5.7  | 33.2        | 5.7  |
| 226     |            |            |         | Amreli     | 25.8      | 80   | 5.6  | 28.0        | 6.6  |
| 227     |            |            |         | Jalgaon    | 26.2      | 82   | 5.6  | 29.9        | 5.7  |
| 228     |            |            |         | Khandwa    | 24.0      | 81   | 4.5  | 26.9        | 5.7  |
| 229     |            |            |         | Nagpur     | 26.3      | 80   | 5.1  | 27.0        | 6.3  |
| 230     |            |            |         | Parbhani   | 26.8      | 82   | 5.6  | 28.5        | 5.9  |
| 231     |            |            | North   | Bhatinda   | 26.2      | 81   | 5.4  | 29.3        | 4.6  |
| 232     |            |            |         | Faridkot   | 25.0      | 81   | 5.2  | 27.3        | 4.8  |
| 233     |            |            |         | Hissar     | 25.5      | 80   | 4.8  | 25.1        | 5.6  |
| 234     |            |            |         | Kanpur     | 24.4      | 82   | 5.6  | 27.1        | 4.6  |
| 235     |            |            |         | SGNR       | 24.6      | 82   | 5.4  | 27.8        | 4.8  |
| 236     |            |            |         | Sirsa      | 23.2      | 81   | 5.8  | 26.4        | 5.2  |
| 237     |            |            | South   | Dharwad    | 26.7      | 80   | 6.4  | 27.7        | 4.9  |
| 238     |            |            |         | Kovilpatti | 27.0      | 83   | 5.5  | 29.5        | 6.2  |
| 239     | Nandyal    | 25.3       |         | 81         | 5.2       | 27.4 | >7.0 |             |      |
| 240     | Raichur    | 24.9       |         | 81         | 5.0       | 27.5 | 5.3  |             |      |
| 241     | 816        | DWDa-1501  | Central | Akola      | 28.1      | 84   | 5.6  | 24.3        | 6.0  |
| 242     |            |            |         | Amreli     | 25.5      | 80   | 5.5  | 27.5        | 6.2  |
| 243     |            |            |         | Jalgaon    | 26.6      | 82   | 5.4  | 27.7        | 5.3  |
| 244     |            |            |         | Khandwa    | 25.2      | 81   | 4.1  | 25.1        | 5.5  |
| 245     |            |            |         | Nagpur     | 27.6      | 81   | 5.2  | 27.1        | 6.0  |
| 246     |            |            |         | Parbhani   | 26.8      | 82   | 5.4  | 27.9        | 5.4  |
| 247     |            |            | North   | Bhatinda   | 26.7      | 83   | 4.6  | 31.6        | 5.0  |
| 248     |            |            |         | Faridkot   | 26.6      | 82   | 5.0  | 26.1        | 4.9  |
| 249     |            |            |         | Hissar     | 24.2      | 81   | 4.6  | 26.1        | 5.4  |
| 250     |            |            |         | Kanpur     | 27.4      | 83   | 5.8  | 26.4        | 4.6  |
| 251     |            |            |         | SGNR       | 25.3      | 83   | 5.2  | 28.3        | 4.9  |
| 252     |            |            |         | Sirsa      | 21.4      | 77   | 6.8  | 22.0        | 5.4  |
| 253     |            |            | South   | Dharwad    | 25.9      | 83   | 5.6  | 26.9        | 5.4  |
| 254     |            |            |         | Nandyal    | 26.0      | 83   | 5.4  | 28.2        | >7.0 |
| 255     | Kovilpatti | 27.4       |         | 85         | 5.6       | 30.1 | 6.2  |             |      |
| 256     | Raichur    | 27.8       |         | 81         | 4.5       | 27.5 | 5.1  |             |      |
| 257     | 817        | CCA-2003   | Central | Akola      | 27.9      | 82   | 5.8  | 28.2        | 6.2  |
| 258     |            |            |         | Amreli     | 24.8      | 79   | 5.5  | 26.1        | 6.1  |
| 259     |            |            |         | Jalgaon    | 29.1      | 80   | 5.8  | 27.1        | 5.5  |
| 260     |            |            |         | Khandwa    | 25.0      | 80   | 4.6  | 25.9        | 5.5  |
| 261     |            |            |         | Nagpur     | 25.7      | 80   | 5.4  | 27.1        | 6.3  |
| 262     |            |            |         | Parbhani   | 26.4      | 79   | 5.7  | 26.4        | 5.8  |
| 263     |            |            | North   | Bhatinda   | 24.3      | 81   | 4.9  | 27.2        | 5.1  |

| Sr. No. | Code No. | Entry Name  | Zone    | Location   | UHML (mm) | UI      | Mic      | Str (g/tex) | E%   |      |      |
|---------|----------|-------------|---------|------------|-----------|---------|----------|-------------|------|------|------|
| 264     |          |             |         | Faridkot   | 25.6      | 82      | 5.4      | 26.2        | 5.3  |      |      |
| 265     |          |             |         | Hissar     | 23.7      | 80      | 4.7      | 23.2        | 6.0  |      |      |
| 266     |          |             |         | Kanpur     | 24.8      | 81      | 6.3      | 26.4        | 4.7  |      |      |
| 267     |          |             |         | SGNR       | 24.2      | 81      | 5.5      | 26.6        | 4.9  |      |      |
| 268     |          |             |         | Sirsa      | 22.9      | 79      | 5.6      | 26.0        | 5.4  |      |      |
| 269     |          |             | South   | Dharwad    | 26.7      | 82      | 6.1      | 27.8        | 5.1  |      |      |
| 270     |          |             |         | Kovilpatti | 24.8      | 83      | 6.2      | 26.6        | 6.3  |      |      |
| 271     |          |             |         | Nandyal    | 25.9      | 84      | 5.5      | 28.0        | >7.0 |      |      |
| 272     |          |             |         | Raichur    | 26.2      | 81      | 5.0      | 27.4        | 4.9  |      |      |
| 273     |          |             |         | 818        | AKA-209   | Central | Akola    | 25.5        | 81   | 6.0  | 28.1 |
| 274     | Amreli   | 25.0        | 80      |            |           |         | 5.6      | 27.1        | 6.3  |      |      |
| 275     | Jalgaon  | 25.6        | 78      |            |           |         | 6.1      | 24.6        | 5.4  |      |      |
| 276     | Khandwa  | 25.6        | 82      |            |           |         | 4.2      | 25.1        | 5.4  |      |      |
| 277     | Nagpur   | 25.0        | 80      |            |           |         | 5.5      | 26.2        | 6.1  |      |      |
| 278     | Parbhani | 25.2        | 80      |            |           |         | 6.2      | 25.4        | 5.1  |      |      |
| 279     | North    | Bhatinda    | 25.5    |            |           | 82      | 5.4      | 28.3        | 4.7  |      |      |
| 280     |          | Faridkot    | 25.9    |            |           | 82      | 5.8      | 27.6        | 4.7  |      |      |
| 281     |          | Hissar      | 23.8    |            |           | 79      | 5.5      | 24.4        | 5.3  |      |      |
| 282     |          | Kanpur      | 25.6    |            |           | 78      | 6.2      | 24.2        | 4.6  |      |      |
| 283     |          | SGNR        | 25.4    |            |           | 82      | 5.5      | 27.4        | 4.7  |      |      |
| 284     |          | Sirsa       | 25.0    |            |           | 81      | 5.9      | 28.7        | 4.5  |      |      |
| 285     | South    | Dharwad     | 25.6    |            |           | 82      | 6.1      | 27.5        | 4.9  |      |      |
| 286     |          | Kovilpatti  | 24.8    |            |           | 82      | 5.7      | 26.7        | 6.1  |      |      |
| 287     |          | Nandyal     | 25.9    |            |           | 82      | 5.3      | 27.5        | >7.0 |      |      |
| 288     |          | Raichur     | 25.7    |            |           | 81      | 5.4      | 25.6        | 5.0  |      |      |
| 289     | 819      | FDK 259     | Central |            |           | Akola   | 23.3     | 79          | 6.3  | 23.1 | 5.8  |
| 290     |          |             |         |            |           | Amreli  | 23.4     | 78          | 5.8  | 25.1 | 6.2  |
| 291     |          |             |         | Jalgaon    | 25.5      | 80      | 5.3      | 24.6        | 5.9  |      |      |
| 292     |          |             |         | Khandwa    | 28.1      | 82      | 4.1      | 25.8        | 5.0  |      |      |
| 293     |          |             |         | Nagpur     | 24.2      | 79      | 5.6      | 25.2        | 6.0  |      |      |
| 294     |          |             |         | Parbhani   | 24.2      | 78      | 6.5      | 22.7        | 5.1  |      |      |
| 295     |          |             | North   | Bhatinda   | 24.7      | 80      | 6.0      | 23.4        | 5.4  |      |      |
| 296     |          |             |         | Faridkot   | 24.9      | 80      | 6.7      | 23.0        | 4.9  |      |      |
| 297     |          |             |         | Hissar     | 22.4      | 78      | 5.2      | 21.9        | 5.3  |      |      |
| 298     |          |             |         | Kanpur     | 25.5      | 80      | 6.5      | 24.1        | 4.7  |      |      |
| 299     |          |             |         | SGNR       | 24.7      | 78      | 5.9      | 25.6        | 4.6  |      |      |
| 300     |          |             |         | Sirsa      | 23.7      | 79      | 6.2      | 22.7        | 5.5  |      |      |
| 301     |          |             | South   | Dharwad    | 25.6      | 80      | 6.1      | 23.2        | 5.3  |      |      |
| 302     |          |             |         | Kovilpatti | 22.9      | 81      | 6.2      | 24.2        | 6.0  |      |      |
| 303     | Nandyal  | 23.7        |         | 78         | 5.9       | 22.4    | >7.0     |             |      |      |      |
| 304     | Raichur  | 24.0        |         | 80         | 5.6       | 23.3    | 5.6      |             |      |      |      |
| 305     | 820      | Local Check | Central | Akola      | 27.6      | 83      | 5.6      | 30.1        | 5.7  |      |      |
| 306     |          |             |         | Amreli     | 24.7      | 79      | 5.5      | 25.8        | 5.6  |      |      |
| 307     |          |             |         | Jalgaon    | 24.3      | 81      | 5.5      | 28.9        | 5.9  |      |      |
| 308     |          |             |         | Khandwa    | 24.0      | 81      | 4.8      | 24.3        | 5.9  |      |      |
| 309     |          |             |         | Nagpur     | 26.6      | 81      | 5.1      | 27.5        | 6.6  |      |      |
| 310     |          |             |         | Parbhani   | 24.5      | 80      | 5.4      | 28.2        | 5.8  |      |      |
| 311     |          |             | North   | Bhatinda   | 24.5      | 80      | above7.0 |             |      |      |      |
| 312     |          |             |         | Faridkot   | 19.6      | 78      | 6.9      | 19.9        | 5.8  |      |      |
| 313     |          |             |         | Hissar     | 19.9      | 77      | 6.2      | 18.8        | 6.1  |      |      |
| 314     |          |             |         | Kanpur     | 22.0      | 77      | 6.9      | 21.8        | 5.2  |      |      |
| 315     |          |             |         | SGNR       | 19.2      | 76      | 6.6      | 21.4        | 5.8  |      |      |
| 316     | Sirsa    | 18.6        | 78      | 7.0        | 20.5      | 5.8     |          |             |      |      |      |

| Sr. No. | Code No. | Entry Name | Zone    | Location   | UHML (mm) | UI  | Mic       | Str (g/tex) | E%   |
|---------|----------|------------|---------|------------|-----------|-----|-----------|-------------|------|
| 317     |          |            | South   | Dharwad    | 26.6      | 81  | 5.9       | 28.2        | 4.8  |
| 318     |          |            |         | Kovilpatti | 26.8      | 86  | 6.1       | 29.1        | 6.2  |
| 319     |          |            |         | Nandyal    | 25.3      | 80  | 5.4       | 27.2        | >7.0 |
| 320     |          |            |         | Raichur    | 27.7      | 81  | 5.0       | 27.0        | 4.8  |
| 321     | 821      | DWDa-1502  | Central | Akola      | 29.2      | 85  | 5.1       | 29.1        | 5.0  |
| 322     |          |            |         | Amreli     | 28.4      | 82  | 5.3       | 27.6        | 5.6  |
| 323     |          |            |         | Jalgaon    | 28.5      | 84  | 4.6       | 29.1        | 5.3  |
| 324     |          |            |         | Khandwa    | 27.2      | 82  | 4.5       | 24.4        | 4.6  |
| 325     |          |            |         | Nagpur     | 27.1      | 81  | 4.9       | 26.4        | 5.7  |
| 326     |          |            |         | Parbhani   | 28.6      | 82  | 5.5       | 27.4        | 5.4  |
| 327     |          |            | North   | Bhatinda   | 27.6      | 82  | 5.0       | 28.7        | 4.8  |
| 328     |          |            |         | Faridkot   | 27.3      | 81  | 4.8       | 29.4        | 4.9  |
| 329     |          |            |         | Hissar     | 27.4      | 81  | 3.9       | 26.5        | 5.3  |
| 330     |          |            |         | Kanpur     | 27.1      | 82  | 5.5       | 25.5        | 4.5  |
| 331     |          |            |         | SGNR       | 26.8      | 83  | 4.8       | 27.5        | 4.9  |
| 332     |          |            | Sirsa   | 27.7       | 80        | 6.2 | 25.8      | 4.4         |      |
| 333     |          |            | South   | Dharwad    | 27.9      | 83  | 5.2       | 29.8        | 4.8  |
| 334     |          |            |         | Kovilpatti | 28.3      | 84  | 5.2       | 31.4        | 6.1  |
| 335     |          |            |         | Nandyal    | 26.8      | 83  | 4.8       | 28.6        | >7.0 |
| 336     |          |            |         | Raichur    | 28.6      | 83  | 4.6       | 28.1        | 4.6  |
| 337     | 822      | RG 778     | Central | Akola      | 21.6      | 80  | 6.8       | 31.9        | 6.0  |
| 338     |          |            |         | Amreli     | 23.1      | 78  | 7.3       | 24.9        | 6.0  |
| 339     |          |            |         | Jalgaon    | 22.5      | 78  | above 7.0 |             |      |
| 340     |          |            |         | Khandwa    | 24.7      | 77  | 5.3       | 25.5        | 5.1  |
| 341     |          |            |         | Nagpur     | 20.8      | 76  | 5.7       | 24.0        | 5.7  |
| 342     |          |            |         | Parbhani   | 21.0      | 78  | 7.0       | 22.0        | 5.3  |
| 343     |          |            | North   | Bhatinda   | 21.2      | 76  | 5.8       | 20.8        | 5.3  |
| 344     |          |            |         | Faridkot   | 21.1      | 78  | 6.1       | 20.8        | 5.4  |
| 345     |          |            |         | Hissar     | 19.9      | 75  | 6.7       | 18.6        | 5.9  |
| 346     |          |            |         | Kanpur     | 20.0      | 78  | above 7.0 |             |      |
| 347     |          |            |         | SGNR       | 20.5      | 80  | 6.5       | 22.9        | 5.1  |
| 348     |          |            | Sirsa   | 20.4       | 77        | 6.3 | 21.5      | 5.3         |      |
| 349     |          |            | South   | Dharwad    | 19.9      | 78  | 6.8       | 20.8        | 5.6  |
| 350     |          |            |         | Kovilpatti | 20.7      | 81  | 6.1       | 21.0        | 6.1  |
| 351     |          |            |         | Nandyal    | 19.1      | 84  | 6.7       | 18.1        | >7.0 |
| 352     |          |            |         | Raichur    | 21.7      | 78  | 6.0       | 21.2        | 5.4  |
| 353     | 823      | NDLA-3094  | Central | Akola      | 26.3      | 82  | 6.0       | 27.3        | 5.9  |
| 354     |          |            |         | Amreli     | 26.1      | 81  | 5.6       | 26.9        | 6.1  |
| 355     |          |            |         | Jalgaon    | 27.3      | 82  | 5.8       | 22.0        | 5.3  |
| 356     |          |            |         | Khandwa    | 25.5      | 82  | 4.2       | 24.4        | 5.4  |
| 357     |          |            |         | Nagpur     | 25.7      | 80  | 5.5       | 26.6        | 6.1  |
| 358     |          |            |         | Parbhani   | 26.0      | 82  | 5.7       | 25.0        | 5.2  |
| 359     |          |            | North   | Bhatinda   | 27.7      | 83  | 4.9       | 29.3        | 5.0  |
| 360     |          |            |         | Faridkot   | 26.1      | 82  | 5.3       | 25.8        | 4.9  |
| 361     |          |            |         | Hissar     | 23.7      | 80  | 5.8       | 23.5        | 5.5  |
| 362     |          |            |         | Kanpur     | 25.5      | 81  | 5.6       | 24.0        | 4.6  |
| 363     |          |            |         | SGNR       | 25.1      | 81  | 5.5       | 24.4        | 4.8  |
| 364     |          |            | Sirsa   | 24.7       | 79        | 6.1 | 23.8      | 5.2         |      |
| 365     |          |            | South   | Dharwad    | 25.8      | 79  | 5.7       | 25.6        | 5.1  |
| 366     |          |            |         | Kovilpatti | 25.6      | 83  | 5.6       | 27.8        | 6.3  |
| 367     |          |            |         | Nandyal    | 25.9      | 80  | 5.5       | 25.0        | >7.0 |
| 368     |          |            |         | Raichur    | 27.1      | 81  | 5.2       | 26.5        | 4.8  |
| 369     | 824      | CISA 6-123 | Central | Akola      | 20.1      | 77  | 7.0       | 22.3        | 6.6  |



| Sr. No. | Code No. | Entry Name | Zone    | Location   | UHML (mm)            | UI    | Mic      | Str (g/tex) | E%   |      |
|---------|----------|------------|---------|------------|----------------------|-------|----------|-------------|------|------|
| 370     |          |            |         | Amreli     | 17.9                 | 73    | 7.2      | 22.9        | 7.3  |      |
| 371     |          |            |         | Jalgaon    | 23.1                 | 76    | 6.8      | 24.9        | 6.5  |      |
| 372     |          |            |         | Khandwa    | 26.9                 | 81    | 4.1      | 25.6        | 5.0  |      |
| 373     |          |            |         | Nagpur     | 23.4                 | 78    | 5.9      | 25.1        | 6.4  |      |
| 374     |          |            |         | Parbhani   | 24.9                 | 78    | 6.6      | 22.2        | 4.8  |      |
| 375     |          |            |         | Bhatinda   | Sample not available |       |          |             |      |      |
| 376     |          |            | North   | Faridkot   | 21.2                 | 75    | 6.3      | 20.8        | 5.6  |      |
| 377     |          |            |         | Hissar     | 19.9                 | 76    | 6.0      | 21.4        | 6.2  |      |
| 378     |          |            |         | Kanpur     | 22.9                 | 75    | 6.9      | 22.6        | 4.8  |      |
| 379     |          |            |         | SGNR       | 19.9                 | 78    | 6.4      | 21.4        | 6.5  |      |
| 380     |          |            |         | Sirsa      | 19.6                 | 77    | 7.0      | 21.9        | 5.8  |      |
| 381     |          |            | South   | Dharwad    | 21.0                 | 76    | 6.6      | 21.5        | 6.0  |      |
| 382     |          |            |         | Kovilpatti | 23.2                 | 77    | 6.7      | 24.1        | 6.0  |      |
| 383     |          |            |         | Nandyal    | 18.9                 | 80    | 6.4      | 17.9        | >7.0 |      |
| 384     |          |            |         | Raichur    | 21.9                 | 76    | above7.0 |             |      |      |
| 385     |          |            | 825     | GAM-235    | Central              | Akola | 28.9     | 82          | 5.5  | 26.8 |
| 386     | Amreli   | 27.7       |         |            |                      | 81    | 5.7      | 25.9        | 6.1  |      |
| 387     | Jalgaon  | 29.7       |         |            |                      | 82    | 4.7      | 22.0        | 5.1  |      |
| 388     | Khandwa  | 25.7       |         |            |                      | 82    | 3.9      | 26.6        | 5.3  |      |
| 389     | Nagpur   | 28.2       |         |            |                      | 82    | 4.9      | 26.6        | 5.6  |      |
| 390     | Parbhani | 27.9       |         |            |                      | 81    | 5.6      | 23.0        | 5.2  |      |
| 391     | North    | Bhatinda   |         |            |                      | 26.5  | 81       | 4.1         | 26.3 | 4.5  |
| 392     |          | Faridkot   |         |            | 26.6                 | 82    | 5.3      | 24.8        | 4.9  |      |
| 393     |          | Hissar     |         |            | 26.4                 | 81    | 5.5      | 23.8        | 5.2  |      |
| 394     |          | Kanpur     |         |            | 26.4                 | 82    | 5.6      | 24.6        | 4.6  |      |
| 395     |          | SGNR       |         |            | 26.7                 | 83    | 5.3      | 27.4        | 4.3  |      |
| 396     | Sirsa    | 24.3       |         |            | 78                   | 6.4   | 21.3     | 5.7         |      |      |
| 397     | South    | Dharwad    |         |            | 28.9                 | 83    | 5.2      | 27.0        | 4.8  |      |
| 398     |          | Kovilpatti |         |            | 28.4                 | 84    | 5.5      | 30.0        | 6.2  |      |
| 399     |          | Nandyal    |         |            | 26.9                 | 81    | 4.8      | 26.0        | >7.0 |      |
| 400     |          | Raichur    |         |            | 28.7                 | 82    | 4.9      | 24.6        | 4.7  |      |
| 401     | 826      | PBD 17     | Central | Akola      | 22.3                 | 77    | >7       | 21.7        | 6.8  |      |
| 402     |          |            |         | Amreli     | 21.1                 | 76    | 7.2      | 23.6        | 6.5  |      |
| 403     |          |            |         | Jalgaon    | 25.3                 | 74    | 6.6      | 23.0        | 5.6  |      |
| 404     |          |            |         | Khandwa    | 21.9                 | 76    | 3.8      | 20.8        | 5.5  |      |
| 405     |          |            |         | Nagpur     | 21.7                 | 78    | 5.8      | 24.0        | 5.5  |      |
| 406     |          |            |         | Parbhani   | 21.0                 | 77    | 7.0      | 19.8        | 6.3  |      |
| 407     |          |            | North   | Bhatinda   | 23.2                 | 77    | above7.0 |             |      |      |
| 408     |          |            |         | Faridkot   | 21.8                 | 76    | 6.9      | 19.4        | 6.1  |      |
| 409     |          |            |         | Hissar     | 20.7                 | 77    | 6.4      | 20.2        | 6.6  |      |
| 410     |          |            |         | Kanpur     | 20.8                 | 77    | 6.9      | 20.8        | 5.3  |      |
| 411     |          |            |         | SGNR       | 25.5                 | 79    | 5.9      | 24.9        | 4.6  |      |
| 412     |          |            | Sirsa   | 20.0       | 76                   | 7.0   | 21.1     | 5.5         |      |      |
| 413     |          |            | South   | Dharwad    | 20.3                 | 77    | 6.9      | 20.7        | 6.1  |      |
| 414     |          |            |         | Kovilpatti | 20.7                 | 81    | 7.0      | 22.0        | 5.8  |      |
| 415     |          |            |         | Nandyal    | 19.2                 | 79    | 6.5      | 18.2        | >7.0 |      |
| 416     |          |            |         | Raichur    | 21.8                 | 78    | 6.3      | 22.0        | 6.4  |      |
| 417     | 827      | HD 524     | Central | Akola      | 20.5                 | 78    | >7       | 22.0        | 6.5  |      |
| 418     |          |            |         | Amreli     | sample not available |       |          |             |      |      |
| 419     |          |            |         | Jalgaon    | 23.8                 | 79    | 6.2      | 22.7        | 6.4  |      |
| 420     |          |            |         | Khandwa    | 26.7                 | 80    | 4.7      | 26.9        | 5.0  |      |
| 421     |          |            |         | Nagpur     | 21.4                 | 77    | 5.6      | 23.9        | 6.1  |      |
| 422     |          |            |         | Parbhani   | 21.4                 | 77    | 6.8      | 21.8        | 5.6  |      |

| Sr. No. | Code No. | Entry Name | Zone  | Location   | UHML (mm) | UI     | Mic  | Str (g/tex) | E%   |      |     |
|---------|----------|------------|-------|------------|-----------|--------|------|-------------|------|------|-----|
| 423     |          |            | North | Bhatinda   | 23.5      | 79     | 6.2  | 21.3        | 5.6  |      |     |
| 424     |          |            |       | Faridkot   | 21.1      | 75     | 5.3  | 20.0        | 5.7  |      |     |
| 425     |          |            |       | Hissar     | 20.4      | 76     | 6.1  | 19.2        | 5.9  |      |     |
| 426     |          |            |       | Kanpur     | 20.3      | 77     | 6.2  | 21.9        | 5.4  |      |     |
| 427     |          |            |       | SGNR       | 20.8      | 76     | 6.1  | 20.6        | 6.1  |      |     |
| 428     |          |            |       | Sirsa      | 19.9      | 77     | 6.5  | 20.5        | 5.1  |      |     |
| 429     |          |            | South | Dharwad    | 21.2      | 78     | 6.5  | 23.1        | 5.8  |      |     |
| 430     |          |            |       | Kovilpatti | 22.2      | 77     | 6.4  | 23.2        | 6.0  |      |     |
| 431     |          |            |       | Nandyal    | 18.9      | 81     | 6.2  | 18.0        | >7.0 |      |     |
| 432     |          |            |       | Raichur    | 23.4      | 80     | 6.1  | 23.8        | 5.3  |      |     |
| 433     |          |            | 828   | JLA-906    | Central   | Akola  | 27.2 | 84          | 5.9  | 31.3 | 5.4 |
| 434     |          |            |       |            |           | Amreli | 25.3 | 80          | 5.5  | 26.7 | 6.4 |
| 435     | Jalgaon  | 25.7       |       |            |           | 82     | 5.2  | 27.5        | 5.6  |      |     |
| 436     | Khandwa  | 25.3       |       |            |           | 81     | 4.6  | 25.8        | 5.1  |      |     |
| 437     | Nagpur   | 25.4       |       |            |           | 80     | 5.1  | 27.3        | 6.2  |      |     |
| 438     | Parbhani | 27.0       |       |            |           | 82     | 5.8  | 28.6        | 5.4  |      |     |
| 439     | North    | Bhatinda   |       |            | 26.4      | 82     | 4.5  | 31.4        | 4.9  |      |     |
| 440     |          | Faridkot   |       |            | 24.8      | 82     | 5.1  | 28.9        | 4.9  |      |     |
| 441     |          | Hissar     |       |            | 23.2      | 81     | 4.7  | 24.4        | 5.3  |      |     |
| 442     |          | Kanpur     |       |            | 25.7      | 80     | 5.2  | 28.4        | 4.5  |      |     |
| 443     |          | SGNR       |       |            | 24.8      | 83     | 5.4  | 27.6        | 5.0  |      |     |
| 444     |          | Sirsa      |       |            | 22.4      | 76     | 6.2  | 20.5        | 5.1  |      |     |
| 445     | South    | Dharwad    |       |            | 25.7      | 83     | 5.6  | 27.9        | 5.3  |      |     |
| 446     |          | Kovilpatti |       |            | 26.1      | 84     | 5.3  | 28.5        | 6.2  |      |     |
| 447     |          | Nandyal    |       |            | 24.4      | 82     | 5.4  | 26.3        | >7.0 |      |     |
| 448     |          | Raichur    |       |            | 26.9      | 80     | 5.3  | 25.6        | 5.0  |      |     |

Br-25a/b PHT of Desi Hybrid

| Sr. No. | Code No. | Entry Name                           | Zone    | Location   | UHML (mm)            | UI   | Mic      | Str (g/tex) | E%   |     |
|---------|----------|--------------------------------------|---------|------------|----------------------|------|----------|-------------|------|-----|
| 1       | 851      | CISAA 14-32                          | Central | Akola      | 22.2                 | 77   | 6.7      | 22.2        | 6.6  |     |
| 2       |          |                                      |         | Amreli     | 20.2                 | 75   | 5.8      | 23.5        | 5.9  |     |
| 3       |          |                                      |         | Aurangabad | 21.6                 | 77   | 5.1      | 24.2        | 6.3  |     |
| 4       |          |                                      |         | Bharuch    | 22.2                 | 77   | 5.6      | 24.0        | 5.6  |     |
| 5       |          |                                      |         | Nagpur     | 22.2                 | 77   | 5.3      | 24.4        | 6.4  |     |
| 6       |          |                                      |         | Pachora    | 18.3                 | 73   | above7.0 |             |      |     |
| 7       |          |                                      |         | Parbhani   | 21.2                 | 78   | 6.1      | 22.6        | 6.3  |     |
| 8       |          |                                      |         | Surat      | 21.4                 | 76   | 7.0      | 23.6        | 6.1  |     |
| 9       |          |                                      | North   | Bhatinda   | 22.2                 | 78   | 6.0      | 21.2        | 6.6  |     |
| 10      |          |                                      |         | Faridkot   | 21.2                 | 77   | 6.2      | 21.7        | 5.5  |     |
| 11      |          |                                      |         | Hissar     | 21.6                 | 77   | 5.8      | 20.9        | 6.2  |     |
| 12      |          |                                      |         | Kanpur     | 21.6                 | 77   | 5.6      | 23.3        | 6.4  |     |
| 13      |          |                                      |         | SGNR       | 21.9                 | 80   | 6.8      | 22.1        | 5.6  |     |
| 14      |          |                                      |         | Sirsa      | 22.4                 | 76   | 6.2      | 22.3        | 5.9  |     |
| 15      | 852      | GSGDH-521                            | Central | Akola      | 23.9                 | 80   | 6.5      | 26.5        | 5.9  |     |
| 16      |          |                                      |         | Amreli     | 22.5                 | 78   | 5.8      | 25.0        | 6.2  |     |
| 17      |          |                                      |         | Aurangabad | 26.5                 | 81   | 5.6      | 27.3        | 6.3  |     |
| 18      |          |                                      |         | Bharuch    | 24.1                 | 79   | 5.4      | 25.7        | 6.0  |     |
| 19      |          |                                      |         | Nagpur     | 24.3                 | 79   | 5.6      | 25.5        | 6.2  |     |
| 20      |          |                                      |         | Pachora    | 20.8                 | 78   | above7.0 |             |      |     |
| 21      |          |                                      |         | Parbhani   | 24.5                 | 81   | 6.4      | 27.2        | 5.0  |     |
| 22      |          |                                      |         | Surat      | 24.0                 | 79   | 7.0      | 25.3        | 5.9  |     |
| 23      |          |                                      | North   | Bhatinda   | 25.5                 | 80   | 6.8      | 23.0        | 5.2  |     |
| 24      |          |                                      |         | Faridkot   | 24.3                 | 81   | 6.6      | 23.9        | 4.7  |     |
| 25      |          |                                      |         | Hissar     | 22.0                 | 80   | 5.9      | 21.5        | 5.8  |     |
| 26      |          |                                      |         | Kanpur     | 24.4                 | 79   | 6.5      | 25.4        | 6.9  |     |
| 27      |          |                                      |         | SGNR       | 24.2                 | 81   | 6.3      | 27.4        | 5.3  |     |
| 28      |          |                                      |         | Sirsa      | 21.6                 | 79   | 5.9      | 25.1        | 5.5  |     |
| 29      | 853      | Zonal Check (CISAA 2-NZ; NACH 12-CZ) | Central | Akola      | 25.5                 | 83   | 6.1      | 29.0        | 5.4  |     |
| 30      |          |                                      |         | Amreli     | 24.6                 | 79   | 5.8      | 26.0        | 5.9  |     |
| 31      |          |                                      |         | Aurangabad | 25.2                 | 80   | 5.5      | 25.9        | 6.4  |     |
| 32      |          |                                      |         | Bharuch    | 25.4                 | 80   | 5.2      | 26.9        | 5.9  |     |
| 33      |          |                                      |         | Nagpur     | 25.4                 | 80   | 5.5      | 27.0        | 6.4  |     |
| 34      |          |                                      |         | Pachora    | 25.9                 | 81   | 6.4      | 26.9        | 5.1  |     |
| 35      |          |                                      |         | Parbhani   | 25.6                 | 80   | 6.7      | 26.0        | 5.1  |     |
| 36      |          |                                      |         | Surat      | 23.3                 | 78   | 5.7      | 25.6        | 5.8  |     |
| 37      |          |                                      | North   | Bhatinda   | Sample not available |      |          |             |      |     |
| 38      |          |                                      |         | Faridkot   |                      |      |          |             |      |     |
| 39      |          |                                      |         | Hissar     |                      |      |          |             |      |     |
| 40      |          |                                      |         | Kanpur     |                      |      |          |             |      |     |
| 41      |          |                                      |         | SGNR       |                      |      |          |             |      |     |
| 42      |          |                                      |         | Sirsa      |                      |      |          |             |      |     |
| 43      | 854      | AKDH-101                             | Central | Akola      | 27.4                 | 83   | 6.7      | 28.4        | 6.3  |     |
| 44      |          |                                      |         | Amreli     | 24.2                 | 79   | 5.8      | 26.0        | 5.8  |     |
| 45      |          |                                      |         | Aurangabad | 26.1                 | 80   | 5.5      | 27.0        | 6.0  |     |
| 46      |          |                                      |         | Bharuch    | 23.5                 | 78   | 5.3      | 25.6        | 6.0  |     |
| 47      |          |                                      |         | Nagpur     | 25.5                 | 80   | 5.6      | 26.7        | 6.3  |     |
| 48      |          |                                      |         | Pachora    | 26.6                 | 82   | 6.3      | 26.8        | 4.8  |     |
| 49      |          |                                      |         | Parbhani   | 25.6                 | 81   | 6.2      | 24.3        | 4.7  |     |
| 50      |          |                                      |         | Surat      | 25.3                 | 80   | 5.9      | 26.6        | 5.7  |     |
| 51      |          |                                      |         | North      | Bhatinda             | 27.3 | 81       | 5.9         | 27.2 | 4.9 |

| Sr. No. | Code No. | Entry Name           | Zone    | Location   | UHML (mm) | UI   | Mic      | Str (g/tex) | E%  |
|---------|----------|----------------------|---------|------------|-----------|------|----------|-------------|-----|
| 52      |          |                      |         | Faridkot   | 27.2      | 81   | 6.1      | 29.6        | 4.6 |
| 53      |          |                      |         | Hissar     | 25.4      | 81   | 5.8      | 25.1        | 5.3 |
| 54      |          |                      |         | Kanpur     | 25.6      | 80   | 5.4      | 27.8        | 6.9 |
| 55      |          |                      |         | SGNR       | 25.8      | 82   | 6.2      | 28.7        | 4.6 |
| 56      |          |                      |         | Sirsa      | 25.5      | 80   | 6.2      | 27.4        | 5.0 |
| 57      | 855      | CISAA 14-31          | Central | Akola      | 23.6      | 81   | 6.9      | 27.0        | 5.5 |
| 58      |          |                      |         | Amreli     | 22.0      | 78   | 5.8      | 25.1        | 6.2 |
| 59      |          |                      |         | Aurangabad | 24.5      | 79   | 5.5      | 26.9        | 6.5 |
| 60      |          |                      |         | Bharuch    | 24.6      | 79   | 5.1      | 26.7        | 6.0 |
| 61      |          |                      |         | Nagpur     | 22.3      | 77   | 5.5      | 24.9        | 6.4 |
| 62      |          |                      |         | Pachora    | 21.1      | 79   | 6.9      | 22.2        | 5.4 |
| 63      |          |                      |         | Parbhani   | 23.5      | 79   | 6.4      | 24.6        | 5.6 |
| 64      |          |                      | Surat   | 23.5       | 78        | 5.8  | 25.7     | 5.9         |     |
| 65      |          |                      | North   | Bhatinda   | 24.7      | 77   | 6.2      | 24.3        | 5.3 |
| 66      |          |                      |         | Faridkot   | 24.0      | 80   | 6.6      | 25.3        | 5.1 |
| 67      |          |                      |         | Hissar     | 22.9      | 79   | 6.5      | 23.5        | 5.6 |
| 68      |          |                      |         | Kanpur     | 23.7      | 79   | 6.5      | 24.1        | 7.0 |
| 69      |          |                      |         | SGNR       | 24.1      | 80   | 6.5      | 26.8        | 5.3 |
| 70      |          |                      |         | Sirsa      | 22.3      | 79   | 6.9      | 24.4        | 5.2 |
| 71      | 856      | NACH-436             | Central | Akola      | 22.5      | 79   | 7.0      | 24.6        | 5.6 |
| 72      |          |                      |         | Amreli     | 20.0      | 75   | 7.0      | 23.4        | 5.9 |
| 73      |          |                      |         | Aurangabad | 19.7      | 75   | 7.2      | 23.0        | 6.8 |
| 74      |          |                      |         | Bharuch    | 21.7      | 77   | 7.2      | 24.2        | 5.8 |
| 75      |          |                      |         | Nagpur     | 21.0      | 76   | 5.8      | 24.1        | 5.5 |
| 76      |          |                      |         | Pachora    | 22.6      | 79   | above7.0 |             |     |
| 77      |          |                      |         | Parbhani   | 22.9      | 79   | 7.0      | 25.1        | 5.4 |
| 78      |          |                      |         | Surat      | 21.2      | 76   | 7.2      | 24.6        | 5.6 |
| 79      |          |                      | North   | Bhatinda   | 23.1      | 80   | 6.9      | 25.0        | 5.2 |
| 80      |          |                      |         | Faridkot   | 23.2      | 79   | above7.0 |             |     |
| 81      |          |                      |         | Hissar     | 22.1      | 80   | 6.7      | 23.7        | 4.9 |
| 82      |          |                      |         | Kanpur     | 22.7      | 78   | 6.6      | 22.9        | 6.5 |
| 83      |          |                      |         | SGNR       | 23.2      | 80   | 6.6      | 25.5        | 4.9 |
| 84      |          |                      |         | Sirsa      | 21.7      | 79   | 6.9      | 25.4        | 5.1 |
| 85      | 857      | Local Check          | Central | Akola      | 26.5      | 81   | 6.0      | 28.0        | 6.7 |
| 86      |          |                      |         | Amreli     | 25.0      | 80   | 5.6      | 25.8        | 5.8 |
| 87      |          |                      |         | Aurangabad | 27.5      | 81   | 5.3      | 29.5        | 6.9 |
| 88      |          |                      |         | Bharuch    | 25.7      | 80   | 5.0      | 26.9        | 5.8 |
| 89      |          |                      |         | Nagpur     | 26.0      | 80   | 5.1      | 27.1        | 6.3 |
| 90      |          |                      |         | Pachora    | 26.9      | 81   | 6.1      | 25.4        | 5.9 |
| 91      |          |                      |         | Parbhani   | 26.0      | 81   | 6.2      | 28.5        | 4.9 |
| 92      |          |                      | Surat   | 25.2       | 80        | 5.6  | 26.5     | 6.0         |     |
| 93      |          |                      | North   | Bhatinda   | 23.8      | 79   | 6.2      | 22.2        | 5.8 |
| 94      |          |                      |         | Faridkot   | 22.0      | 79   | 6.1      | 21.9        | 5.4 |
| 95      | Hissar   | 19.9                 |         | 76         | above7.0  |      |          |             |     |
| 96      | Kanpur   | 20.7                 |         | 76         | 7.3       | 22.6 | 6.5      |             |     |
| 97      | SGNR     | 21.5                 |         | 77         | 7.0       | 24.6 | 5.3      |             |     |
| 98      | Sirsa    | Sample not available |         |            |           |      |          |             |     |
| 99      | 858      | BDAA 011             | Central | Akola      | 24.2      | 80   | 6.7      | 26.1        | 6.1 |
| 100     |          |                      |         | Amreli     | 23.1      | 78   | 5.8      | 25.8        | 6.0 |
| 101     |          |                      |         | Aurangabad | 24.2      | 79   | 5.2      | 25.2        | 6.1 |
| 102     |          |                      |         | Bharuch    | 25.5      | 80   | 5.1      | 26.6        | 6.0 |
| 103     |          |                      |         | Nagpur     | 24.4      | 79   | 5.3      | 25.5        | 6.6 |
| 104     |          |                      |         | Pachora    | 23.0      | 80   | above7.0 |             |     |

| Sr. No. | Code No. | Entry Name | Zone     | Location | UHML (mm) | UI         | Mic       | Str (g/tex) | E%  |      |     |
|---------|----------|------------|----------|----------|-----------|------------|-----------|-------------|-----|------|-----|
| 105     |          |            |          | Parbhani | 24.4      | 79         | 6.5       | 23.9        | 5.3 |      |     |
| 106     |          |            |          | Surat    | 23.6      | 79         | 7.2       | 24.6        | 6.1 |      |     |
| 107     |          |            | North    | Bhatinda | 24.4      | 81         | 6.1       | 25.1        | 5.3 |      |     |
| 108     |          |            |          | Faridkot | 24.8      | 80         | 6.3       | 24.8        | 4.9 |      |     |
| 109     |          |            |          | Hissar   | 23.1      | 81         | 6.0       | 22.8        | 5.9 |      |     |
| 110     |          |            |          | Kanpur   | 22.4      | 78         | 5.5       | 23.5        | 6.8 |      |     |
| 111     |          |            |          | SGNR     | 25.1      | 80         | 5.7       | 25.5        | 5.4 |      |     |
| 112     |          |            |          | Sirsa    | 21.9      | 78         | 7.0       | 23.9        | 5.5 |      |     |
| 113     |          |            | 859      | AAH 37   | Central   | Akola      | 26.1      | 80          | 6.8 | 25.8 | 5.5 |
| 114     |          |            |          |          |           | Amreli     | 22.1      | 77          | 5.8 | 23.9 | 6.1 |
| 115     |          |            |          |          |           | Aurangabad | 25.2      | 80          | 5.5 | 26.8 | 6.1 |
| 116     |          |            |          |          |           | Bharuch    | 23.1      | 78          | 5.4 | 24.7 | 6.0 |
| 117     | Nagpur   | 23.9       |          |          |           | 79         | 5.1       | 25.2        | 5.9 |      |     |
| 118     | Pachora  | 23.5       |          |          |           | 79         | 6.6       | 21.5        | 5.3 |      |     |
| 119     | Parbhani | 23.6       |          |          |           | 80         | 6.2       | 24.4        | 5.6 |      |     |
| 120     | Surat    | 22.4       |          |          |           | 77         | 7.2       | 24.1        | 6.0 |      |     |
| 121     | North    | Bhatinda   |          |          | 22.5      | 79         | 6.6       | 22.5        | 5.2 |      |     |
| 122     |          | Faridkot   |          |          | 21.4      | 78         | 5.6       | 21.8        | 5.7 |      |     |
| 123     |          | Hissar     |          |          | 22.9      | 79         | 6.4       | 22.8        | 5.6 |      |     |
| 124     |          | Kanpur     |          |          | 22.6      | 78         | 5.5       | 23.3        | 6.8 |      |     |
| 125     |          | SGNR       |          |          | 24.0      | 80         | 6.4       | 22.9        | 5.6 |      |     |
| 126     |          | Sirsa      |          |          | 23.0      | 78         | 6.4       | 23.4        | 5.1 |      |     |
| 127     | 860      | Swadeshi 9 |          |          | Central   | Akola      | 24.0      | 83          | 7.0 | 25.9 | 5.8 |
| 128     |          |            |          |          |           | Amreli     | 21.1      | 76          | 7.2 | 23.9 | 6.0 |
| 129     |          |            |          |          |           | Aurangabad | 24.3      | 79          | 7.2 | 24.8 | 5.7 |
| 130     |          |            |          |          |           | Bharuch    | 23.4      | 78          | 5.6 | 25.7 | 5.8 |
| 131     |          |            | Nagpur   | 22.3     |           | 77         | 7.1       | 24.4        | 6.0 |      |     |
| 132     |          |            | Pachora  | 21.7     |           | 75         | above 7.0 |             |     |      |     |
| 133     |          |            | Parbhani | 22.7     |           | 81         | 6.6       | 23.0        | 5.3 |      |     |
| 134     |          |            | Surat    | 21.9     |           | 77         | 7.2       | 24.0        | 5.6 |      |     |
| 135     |          |            | North    | Bhatinda | 23.5      | 81         | 6.6       | 25.1        | 4.8 |      |     |
| 136     |          |            |          | Faridkot | 23.0      | 81         | 6.2       | 23.5        | 4.7 |      |     |
| 137     |          |            |          | Hissar   | 24.0      | 80         | 6.6       | 24.5        | 5.0 |      |     |
| 138     |          |            |          | Kanpur   | 24.0      | 79         | 7.2       | 24.4        | 6.6 |      |     |
| 139     |          |            |          | SGNR     | 23.9      | 81         | 6.5       | 25.8        | 4.8 |      |     |
| 140     |          |            |          | Sirsa    | 23.3      | 79         | 6.5       | 25.8        | 5.1 |      |     |

Br.32b IET of G. herbaceum

| Sr. No. | Code No. | Entry Name                     | Zone    | Location | UHML (mm)            | UI | Mic | Str (g/tex) | E%  |
|---------|----------|--------------------------------|---------|----------|----------------------|----|-----|-------------|-----|
| 1       | 861      | GShv-332/11                    | Central | Bharuch  | 25.3                 | 80 | 3.2 | 26.4        | 5.5 |
| 2       |          |                                |         | Surat    | 22.2                 | 77 | 4.3 | 24.3        | 5.6 |
| 3       |          |                                |         | Virangam | 25.1                 | 80 | 4.1 | 25.6        | 6.0 |
| 4       | 862      | GBhv-297                       | Central | Bharuch  | 24.7                 | 79 | 3.0 | 26.6        | 5.7 |
| 5       |          |                                |         | Surat    | 22.2                 | 77 | 3.7 | 24.5        | 5.8 |
| 6       |          |                                |         | Virangam | 24.7                 | 79 | 5.2 | 25.6        | 6.0 |
| 7       | 863      | RAHS 813                       | Central | Bharuch  | 23.2                 | 78 | 3.4 | 25.3        | 6.0 |
| 8       |          |                                |         | Surat    | 21.0                 | 76 | 5.0 | 23.3        | 5.5 |
| 9       |          |                                |         | Virangam | 22.6                 | 78 | 5.4 | 24.0        | 5.9 |
| 10      | 864      | Local Check                    | Central | Bharuch  | 26.7                 | 81 | 3.3 | 28.5        | 6.1 |
| 11      |          |                                |         | Surat    | 22.8                 | 78 | 3.8 | 24.0        | 5.5 |
| 12      |          |                                |         | Virangam | 24.5                 | 79 | 5.1 | 26.0        | 6.1 |
| 13      | 865      | GShv-293/11                    | Central | Bharuch  | 25.4                 | 80 | 3.6 | 26.8        | 6.1 |
| 14      |          |                                |         | Surat    | 22.7                 | 78 | 5.3 | 23.8        | 6.0 |
| 15      |          |                                |         | Virangam | 24.9                 | 79 | 5.3 | 26.3        | 5.9 |
| 16      | 866      | GShv-280/11                    | Central | Bharuch  | 26.2                 | 80 | 3.8 | 26.9        | 5.9 |
| 17      |          |                                |         | Surat    | 25.2                 | 80 | 4.9 | 25.4        | 5.5 |
| 18      |          |                                |         | Virangam | 26.0                 | 80 | 5.1 | 26.3        | 5.5 |
| 19      | 867      | GShv-300/11                    | Central | Bharuch  | 25.8                 | 80 | 3.5 | 28.0        | 6.1 |
| 20      |          |                                |         | Surat    | Sample not available |    |     |             |     |
| 21      |          |                                |         | Virangam | 25.0                 | 80 | 4.7 | 26.2        | 5.9 |
| 22      | 868      | GBhv-299                       | Central | Bharuch  | 24.8                 | 79 | 2.8 | 26.4        | 6.0 |
| 23      |          |                                |         | Surat    | 21.6                 | 77 | 3.9 | 23.7        | 5.7 |
| 24      |          |                                |         | Virangam | 24.1                 | 79 | 5.1 | 25.0        | 5.6 |
| 25      | 869      | GVhv-655                       | Central | Bharuch  | 24.8                 | 79 | 3.2 | 25.9        | 5.6 |
| 26      |          |                                |         | Surat    | 22.1                 | 77 | 3.8 | 24.7        | 5.7 |
| 27      |          |                                |         | Virangam | 25.7                 | 80 | 4.8 | 26.1        | 6.0 |
| 28      | 870      | RAHS 814                       | Central | Bharuch  | 23.8                 | 79 | 3.6 | 25.6        | 5.7 |
| 29      |          |                                |         | Surat    | 20.3                 | 75 | 4.9 | 23.1        | 5.9 |
| 30      |          |                                |         | Virangam | 23.7                 | 79 | 5.3 | 24.6        | 6.1 |
| 31      | 871      | RAHS 812                       | Central | Bharuch  | 23.3                 | 78 | 3.3 | 25.5        | 6.2 |
| 32      |          |                                |         | Surat    | 21.2                 | 76 | 5.2 | 23.5        | 5.3 |
| 33      |          |                                |         | Virangam | 23.3                 | 78 | 5.0 | 25.0        | 6.1 |
| 34      | 872      | ANGh-1502                      | Central | Bharuch  | 23.5                 | 78 | 4.2 | 24.9        | 5.5 |
| 35      |          |                                |         | Surat    | 22.7                 | 78 | 5.6 | 24.1        | 5.5 |
| 36      |          |                                |         | Virangam | 23.8                 | 79 | 5.2 | 24.6        | 5.8 |
| 37      | 873      | Zonal Check (G Cot 23/DDhc 11) | Central | Bharuch  | 25.4                 | 80 | 3.0 | 27.9        | 5.8 |
| 38      |          |                                |         | Surat    | 23.2                 | 78 | 4.7 | 24.1        | 5.5 |
| 39      |          |                                |         | Virangam | 26.5                 | 81 | 4.7 | 26.7        | 6.2 |
| 40      | 874      | ANGh-1501                      | Central | Bharuch  | 23.5                 | 78 | 3.7 | 25.8        | 5.6 |
| 41      |          |                                |         | Surat    | 22.1                 | 77 | 5.2 | 23.7        | 5.6 |
| 42      |          |                                |         | Virangam | 25.3                 | 80 | 5.1 | 25.6        | 6.1 |
| 43      | 875      | DWDh-1501                      | Central | Bharuch  | 24.0                 | 79 | 4.2 | 25.9        | 6.0 |
| 44      |          |                                |         | Surat    | 21.5                 | 77 | 5.1 | 23.7        | 5.5 |
| 45      |          |                                |         | Virangam | 26.3                 | 80 | 4.9 | 25.8        | 6.4 |
| 46      | 876      | RAHS 811                       | Central | Bharuch  | 24.4                 | 79 | 3.1 | 26.7        | 6.1 |
| 47      |          |                                |         | Surat    | 22.9                 | 78 | 3.7 | 24.1        | 5.4 |
| 48      |          |                                |         | Virangam | 24.6                 | 79 | 5.2 | 26.0        | 6.7 |
| 49      | 877      | DWDh-1502                      | Central | Bharuch  | 24.1                 | 79 | 4.2 | 25.6        | 5.9 |
| 50      |          |                                |         | Surat    | 21.9                 | 77 | 5.1 | 23.7        | 5.3 |
| 51      |          |                                |         | Virangam | 23.3                 | 78 | 4.8 | 24.5        | 6.0 |

| Sr. No. | Code No. | Entry Name | Zone    | Location | UHML (mm) | UI | Mic | Str (g/tex) | E%  |
|---------|----------|------------|---------|----------|-----------|----|-----|-------------|-----|
| 52      | 878      | 2388/99    | Central | Bharuch  | 26.1      | 80 | 3.3 | 28.9        | 6.0 |
| 53      |          |            |         | Surat    | 22.3      | 77 | 4.7 | 23.7        | 5.7 |
| 54      |          |            |         | Virangam | 23.5      | 78 | 5.1 | 25.3        | 6.3 |
| 55      | 879      | GBhv-301   | Central | Bharuch  | 26.1      | 80 | 3.3 | 28.9        | 5.9 |
| 56      |          |            |         | Surat    | 23.8      | 79 | 4.0 | 24.6        | 5.9 |
| 57      |          |            |         | Virangam | 24.3      | 79 | 5.1 | 25.3        | 6.0 |
| 58      | 880      | GBhv-300   | Central | Bharuch  | 24.0      | 79 | 3.0 | 26.6        | 6.1 |
| 59      |          |            |         | Surat    | 20.3      | 75 | 3.9 | 23.3        | 5.4 |
| 60      |          |            |         | Virangam | 24.9      | 79 | 5.1 | 26.2        | 6.0 |

## North Zone Trials

Br-03a PVT G. Hirsutum (Irrigated)

| Sr. No. | Code No. | Entry Name             | Location | UHML (mm) | UI | Mic | Str (g/tex) | E%  |
|---------|----------|------------------------|----------|-----------|----|-----|-------------|-----|
| 1       | 5001     | CSH 3088               | Bathinda | 26.9      | 81 | 4.5 | 28.4        | 6.3 |
| 2       |          |                        | Faridkot | 26.8      | 81 | 4.0 | 30.2        | 6.6 |
| 3       |          |                        | Hisar    | 26.3      | 80 | 4.3 | 29.2        | 6.7 |
| 4       |          |                        | Kanpur   | 27.3      | 81 | 4.5 | 29.5        | 6.8 |
| 5       |          |                        | SGNR     | 28.8      | 82 | 3.8 | 30.0        | 6.4 |
| 6       |          |                        | Sirsa    | 28.6      | 82 | 4.1 | 31.3        | 6.5 |
| 7       | 5002     | RS 2765                | Bathinda | 24.7      | 79 | 4.1 | 27.8        | 6.4 |
| 8       |          |                        | Faridkot | 25.8      | 80 | 4.0 | 26.8        | 6.6 |
| 9       |          |                        | Hisar    | 24.6      | 79 | 3.8 | 25.3        | 6.4 |
| 10      |          |                        | Kanpur   | 26.3      | 80 | 4.3 | 29.1        | 6.6 |
| 11      |          |                        | SGNR     | 26.5      | 81 | 3.6 | 26.8        | 6.4 |
| 12      |          |                        | Sirsa    | 27.0      | 81 | 3.6 | 27.2        | 6.5 |
| 13      | 5003     | Quality Check (F 2164) | Bathinda | 25.5      | 80 | 4.5 | 27.8        | 6.3 |
| 14      |          |                        | Faridkot | 27.1      | 81 | 4.2 | 29.1        | 6.4 |
| 15      |          |                        | Hisar    | 25.7      | 80 | 4.0 | 27.8        | 6.3 |
| 16      |          |                        | Kanpur   | 27.0      | 81 | 4.2 | 27.8        | 6.5 |
| 17      |          |                        | SGNR     | 27.0      | 81 | 4.2 | 29.1        | 6.4 |
| 18      |          |                        | Sirsa    | 28.8      | 82 | 4.4 | 30.1        | 6.5 |
| 19      | 5004     | LH 2232                | Bathinda | 26.0      | 80 | 4.7 | 26.4        | 6.1 |
| 20      |          |                        | Faridkot | 25.0      | 80 | 4.3 | 26.4        | 6.3 |
| 21      |          |                        | Hisar    | 25.2      | 80 | 4.2 | 26.4        | 6.1 |
| 22      |          |                        | Kanpur   | 28.1      | 82 | 4.7 | 30.0        | 6.7 |
| 23      |          |                        | SGNR     | 27.3      | 81 | 4.5 | 27.5        | 6.2 |
| 24      |          |                        | Sirsa    | 27.8      | 81 | 4.7 | 28.4        | 6.3 |
| 25      | 5005     | Zonal Check (H 1300)   | Bathinda | 25.4      | 80 | 4.3 | 28.0        | 6.5 |
| 26      |          |                        | Faridkot | 25.2      | 80 | 3.8 | 25.0        | 6.3 |
| 27      |          |                        | Hisar    | 25.3      | 80 | 3.9 | 26.6        | 6.4 |
| 28      |          |                        | Kanpur   | 25.8      | 80 | 4.6 | 26.8        | 6.6 |
| 29      |          |                        | SGNR     | 25.3      | 80 | 3.9 | 25.4        | 6.1 |
| 30      |          |                        | Sirsa    | 25.8      | 80 | 4.1 | 26.6        | 6.2 |
| 31      | 5006     | Su-Flum                | Bathinda | 25.3      | 80 | 3.9 | 25.4        | 6.2 |
| 32      |          |                        | Faridkot | 24.7      | 79 | 4.0 | 25.8        | 6.5 |
| 33      |          |                        | Hisar    | 24.7      | 79 | 3.8 | 26.8        | 6.6 |
| 34      |          |                        | Kanpur   | 26.1      | 80 | 4.5 | 27.4        | 6.5 |
| 35      |          |                        | SGNR     | 26.6      | 81 | 3.9 | 26.2        | 6.2 |
| 36      |          |                        | Sirsa    | 27.2      | 81 | 3.8 | 27.2        | 6.4 |
| 37      | 5007     | F 2501                 | Bathinda | 26.9      | 81 | 4.4 | 27.4        | 6.1 |
| 38      |          |                        | Faridkot | 26.3      | 80 | 4.9 | 27.1        | 6.6 |
| 39      |          |                        | Hisar    | 26.3      | 80 | 4.6 | 27.9        | 6.4 |
| 40      |          |                        | Kanpur   | 26.3      | 80 | 4.8 | 27.3        | 6.4 |



| Sr. No. | Code No. | Entry Name               | Location | UHML (mm) | UI       | Mic  | Str (g/tex) | E%  |
|---------|----------|--------------------------|----------|-----------|----------|------|-------------|-----|
| 41      |          |                          | SGNR     | 28.0      | 81       | 4.0  | 29.4        | 6.2 |
| 42      |          |                          | Sirsa    | 28.3      | 82       | 4.5  | 29.7        | 6.3 |
| 43      | 5008     | HS 294                   | Bathinda | 25.1      | 80       | 4.6  | 26.8        | 6.2 |
| 44      |          |                          | Faridkot | 27.2      | 81       | 4.9  | 28.5        | 6.6 |
| 45      |          |                          | Hisar    | 24.9      | 79       | 4.9  | 26.2        | 6.5 |
| 46      |          |                          | Kanpur   | 25.8      | 80       | 5.0  | 24.9        | 6.4 |
| 47      |          |                          | SGNR     | 26.5      | 81       | 4.5  | 29.0        | 6.5 |
| 48      |          |                          | Sirsa    | 26.3      | 80       | 5.0  | 26.7        | 6.6 |
| 49      |          |                          | 5009     | F 2296    | Bathinda | 27.4 | 81          | 4.5 |
| 50      | Faridkot | 28.3                     |          |           | 82       | 4.5  | 30.8        | 6.5 |
| 51      | Hisar    | 25.4                     |          |           | 80       | 4.0  | 27.3        | 6.2 |
| 52      | Kanpur   | 26.2                     |          |           | 80       | 4.6  | 28.8        | 6.5 |
| 53      | SGNR     | 28.0                     |          |           | 81       | 4.1  | 30.2        | 6.4 |
| 54      | Sirsa    | 28.0                     |          |           | 81       | 4.5  | 29.3        | 6.3 |
| 55      | 5010     | Local Check              | Bathinda | 26.4      | 80       | 4.8  | 29.3        | 6.6 |
| 56      |          |                          | Faridkot | 26.0      | 80       | 4.8  | 26.1        | 6.6 |
| 57      |          |                          | Hisar    | 23.9      | 79       | 4.8  | 24.5        | 6.1 |
| 58      |          |                          | Kanpur   | 26.3      | 80       | 4.7  | 28.3        | 6.5 |
| 59      |          |                          | SGNR     | 25.3      | 80       | 3.9  | 25.6        | 6.5 |
| 60      |          |                          | Sirsa    | 26.6      | 81       | 4.7  | 27.0        | 6.4 |
| 61      | 5011     | PBH 13                   | Bathinda | 22.5      | 78       | 5.0  | 23.5        | 6.4 |
| 62      |          |                          | Faridkot | 25.6      | 80       | 4.5  | 27.1        | 6.5 |
| 63      |          |                          | Hisar    | 21.9      | 77       | 4.9  | 24.0        | 6.7 |
| 64      |          |                          | Kanpur   | 23.1      | 78       | 5.2  | 24.0        | 6.6 |
| 65      |          |                          | SGNR     | 22.7      | 78       | 5.2  | 24.1        | 6.7 |
| 66      |          |                          | Sirsa    | 23.5      | 78       | 5.3  | 24.0        | 6.6 |
| 67      | 5012     | CSH 3232                 | Bathinda | 25.9      | 80       | 3.9  | 27.4        | 6.1 |
| 68      |          |                          | Faridkot | 27.5      | 81       | 4.0  | 30.5        | 6.4 |
| 69      |          |                          | Hisar    | 26.6      | 81       | 4.3  | 30.0        | 6.5 |
| 70      |          |                          | Kanpur   | 26.6      | 81       | 4.4  | 27.0        | 6.4 |
| 71      |          |                          | SGNR     | 28.8      | 82       | 3.7  | 28.6        | 6.3 |
| 72      |          |                          | Sirsa    | 28.1      | 82       | 4.3  | 30.9        | 6.4 |
| 73      | 5013     | Shakti Sultan (SSGR 105) | Bathinda | —         | —        | —    | —           | —   |
| 74      |          |                          | Faridkot | 24.4      | 79       | 4.1  | 27.1        | 6.5 |
| 75      |          |                          | Hisar    | 25.7      | 80       | 4.1  | 28.0        | 6.5 |
| 76      |          |                          | Kanpur   | 25.4      | 80       | 4.6  | 27.1        | 6.4 |
| 77      |          |                          | SGNR     | 26.1      | 80       | 4.5  | 28.0        | 6.2 |
| 78      |          |                          | Sirsa    | 26.8      | 81       | 4.2  | 29.4        | 6.4 |

Br-05a Co-ordinated Hybrid Trials

| Sr. No. | Code No. | Entry Name             | Location | UHML (mm) | UI | Mic | Str (g/tex) | E%  |
|---------|----------|------------------------|----------|-----------|----|-----|-------------|-----|
| 1       | 5021     | HHH 495                | Bathinda | 25.2      | 80 | 4.6 | 26.9        | 6.3 |
| 2       |          |                        | Faridkot | 24.2      | 79 | 4.6 | 27.6        | 6.4 |
| 3       |          |                        | Hisar    | 26.5      | 81 | 3.8 | 28.3        | 6.8 |
| 4       |          |                        | Sgnr     | 27.1      | 81 | 4.1 | 29.6        | 6.5 |
| 5       |          |                        | Sirsa    | 24.4      | 79 | 4.2 | 26.9        | 6.2 |
| 6       | 5022     | 25D11                  | Bathinda | 27.7      | 81 | 4.2 | 29.7        | 6.3 |
| 7       |          |                        | Faridkot | 27.5      | 81 | 4.4 | 30.1        | 6.5 |
| 8       |          |                        | Hisar    | 26.9      | 81 | 3.8 | 27.1        | 6.8 |
| 9       |          |                        | Sgnr     | 29.8      | 82 | 3.6 | 31.1        | 6.4 |
| 10      |          |                        | Sirsa    | 28.0      | 82 | 3.9 | 28.2        | 6.3 |
| 11      | 5023     | HSHH 32                | Bathinda | —         | —  | —   | —           | —   |
| 12      |          |                        | Faridkot | 24.1      | 79 | 4.8 | 26.4        | 6.7 |
| 13      |          |                        | Hisar    | 27.0      | 81 | 3.6 | 27.3        | 6.7 |
| 14      |          |                        | Sgnr     | 26.5      | 81 | 4.5 | 30.3        | 6.4 |
| 15      |          |                        | Sirsa    | 24.4      | 79 | 4.5 | 27.0        | 6.3 |
| 16      | 5024     | FHH 261                | Bathinda | 25.2      | 80 | 4.5 | 28.0        | 6.3 |
| 17      |          |                        | Faridkot | 26.9      | 81 | 4.6 | 30.4        | 6.6 |
| 18      |          |                        | Hisar    | 25.1      | 80 | 4.6 | 27.2        | 6.5 |
| 19      |          |                        | Sgnr     | 27.9      | 81 | 3.7 | 28.4        | 6.3 |
| 20      |          |                        | Sirsa    | 27.5      | 81 | 4.1 | 28.4        | 6.3 |
| 21      | 5025     | GTHH 215               | Bathinda | 24.4      | 79 | 4.5 | 26.0        | 6.0 |
| 22      |          |                        | Faridkot | 22.8      | 78 | 4.7 | 24.3        | 6.4 |
| 23      |          |                        | Hisar    | 26.1      | 80 | 3.9 | 26.3        | 6.6 |
| 24      |          |                        | Sgnr     | 24.9      | 79 | 4.6 | 27.1        | 6.5 |
| 25      |          |                        | Sirsa    | 24.7      | 79 | 4.9 | 24.0        | 6.4 |
| 26      | 5026     | HHH 494                | Bathinda | 26.8      | 81 | 4.8 | 27.6        | 6.1 |
| 27      |          |                        | Faridkot | 25.8      | 80 | 4.5 | 28.8        | 6.4 |
| 28      |          |                        | Hisar    | 26.4      | 80 | 3.8 | 27.5        | 6.7 |
| 29      |          |                        | Sgnr     | 26.8      | 81 | 4.5 | 29.1        | 6.3 |
| 30      |          |                        | Sirsa    | 26.8      | 81 | 4.1 | 28.6        | 6.3 |
| 31      | 5027     | Local Check            | Bathinda | 25.6      | 80 | 3.9 | 26.6        | 6.4 |
| 32      |          |                        | Faridkot | 26.2      | 80 | 4.6 | 28.0        | 6.2 |
| 33      |          |                        | Hisar    | 25.9      | 80 | 3.8 | 26.0        | 6.7 |
| 34      |          |                        | Sgnr     | 24.3      | 79 | 4.1 | 26.3        | 6.2 |
| 35      |          |                        | Sirsa    | 26.3      | 80 | 4.0 | 28.1        | 6.3 |
| 36      | 5028     | Zonal Check (CSHH 198) | Bathinda | 25.2      | 80 | 4.1 | 27.5        | 6.3 |
| 37      |          |                        | Faridkot | 26.2      | 80 | 4.6 | 29.6        | 6.3 |
| 38      |          |                        | Hisar    | 25.5      | 80 | 3.9 | 27.1        | 6.8 |
| 39      |          |                        | Sgnr     | 27.0      | 81 | 4.1 | 29.2        | 6.2 |
| 40      |          |                        | Sirsa    | 26.6      | 81 | 3.9 | 27.0        | 6.3 |
| 41      | 5029     | CSHH-2012              | Bathinda | 25.6      | 80 | 4.5 | 28.3        | 6.4 |
| 42      |          |                        | Faridkot | 24.5      | 79 | 4.6 | 28.2        | 6.6 |

| Sr. No. | Code No. | Entry Name | Location | UHML (mm) | UI | Mic | Str (g/tex) | E%  |
|---------|----------|------------|----------|-----------|----|-----|-------------|-----|
| 43      |          |            | Hisar    | 25.8      | 80 | 4.0 | 27.7        | 6.8 |
| 44      |          |            | Sgrnr    | 25.9      | 80 | 4.4 | 28.2        | 6.5 |
| 45      |          |            | Sirsa    | 26.5      | 81 | 4.6 | 27.8        | 6.2 |

### Br 06 a PVT Compact Genotypes

| Sr. No. | Code No. | Entry Name                           | Location | UHML (mm) | UI | Mic | Str (g/tex) | E%  |
|---------|----------|--------------------------------------|----------|-----------|----|-----|-------------|-----|
| 1       | 5031     | RS 2718                              | Bathinda | 24.0      | 79 | 4.3 | 26.2        | 6.1 |
| 2       |          |                                      | Faridkot | 25.8      | 80 | 4.6 | 27.8        | 6.4 |
| 3       |          |                                      | Hisar    | 26.0      | 80 | 3.5 | 26.9        | 6.6 |
| 4       |          |                                      | SGNR     | 26.1      | 80 | 4.4 | 28.2        | 6.4 |
| 5       |          |                                      | Sirsa    | 26.1      | 80 | 3.8 | 25.6        | 6.3 |
| 6       | 5032     | CSH 73                               | Bathinda | 24.0      | 79 | 4.2 | 26.0        | 6.1 |
| 7       |          |                                      | Faridkot | 25.4      | 80 | 4.6 | 27.9        | 6.4 |
| 8       |          |                                      | Hisar    | 24.4      | 79 | 4.1 | 26.6        | 6.4 |
| 9       |          |                                      | SGNR     | 24.7      | 79 | 3.9 | 25.2        | 6.2 |
| 10      |          |                                      | Sirsa    | 27.7      | 81 | 3.8 | 26.2        | 6.4 |
| 11      | 5033     | RS 2727                              | Bathinda | 25.3      | 80 | 3.7 | 25.2        | 6.3 |
| 12      |          |                                      | Faridkot | 25.8      | 80 | 4.0 | 27.1        | 6.7 |
| 13      |          |                                      | Hisar    | 25.3      | 80 | 3.3 | 26.4        | 6.5 |
| 14      |          |                                      | SGNR     | 25.6      | 80 | 4.0 | 27.2        | 6.4 |
| 15      |          |                                      | Sirsa    | 26.8      | 81 | 3.9 | 26.0        | 6.3 |
| 16      | 5034     | Local Check (Coded & Closer spacing) | Bathinda | 25.5      | 80 | 4.6 | 27.7        | 6.2 |
| 17      |          |                                      | Faridkot | 25.6      | 80 | 4.7 | 27.8        | 6.5 |
| 18      |          |                                      | Hisar    | 25.8      | 80 | 3.9 | 26.5        | 6.6 |
| 19      |          |                                      | SGNR     | 25.4      | 80 | 4.8 | 24.9        | 6.2 |
| 20      |          |                                      | Sirsa    | 27.0      | 81 | 4.5 | 28.9        | 6.5 |
| 21      | 5035     | PBH 3                                | Bathinda | 25.1      | 80 | 4.3 | 28.6        | 6.4 |
| 22      |          |                                      | Faridkot | 24.5      | 79 | 4.3 | 28.5        | 6.6 |
| 23      |          |                                      | Hisar    | 25.0      | 80 | 4.1 | 28.2        | 6.9 |
| 24      |          |                                      | SGNR     | 25.2      | 80 | 4.2 | 27.7        | 6.5 |
| 25      |          |                                      | Sirsa    | 25.5      | 80 | 4.2 | 27.8        | 6.6 |
| 26      | 5036     | CSH 3113                             | Bathinda | 25.1      | 80 | 4.0 | 26.2        | 6.2 |
| 27      |          |                                      | Faridkot | 25.5      | 80 | 4.1 | 27.2        | 6.2 |
| 28      |          |                                      | Hisar    | 25.1      | 80 | 4.1 | 28.3        | 6.7 |
| 29      |          |                                      | SGNR     | 26.5      | 81 | 4.6 | 27.9        | 6.3 |
| 30      |          |                                      | Sirsa    | 25.6      | 80 | 4.5 | 27.7        | 6.4 |
| 31      | 5037     | RS 2734                              | Bathinda | 24.7      | 79 | 3.9 | 26.8        | 6.6 |
| 32      |          |                                      | Faridkot | 24.8      | 79 | 4.4 | 27.5        | 6.4 |
| 33      |          |                                      | Hisar    | 24.6      | 79 | 3.5 | 25.0        | 6.5 |
| 34      |          |                                      | SGNR     | 25.4      | 80 | 4.3 | 27.7        | 6.2 |
| 35      |          |                                      | Sirsa    | 26.2      | 80 | 4.2 | 26.7        | 6.3 |
| 36      | 5038     | CSH 3178                             | Bathinda | 24.3      | 79 | 4.0 | 26.6        | 6.1 |

| Sr. No. | Code No. | Entry Name | Location | UHML (mm) | UI | Mic | Str (g/tex) | E%  |
|---------|----------|------------|----------|-----------|----|-----|-------------|-----|
| 37      |          |            | Faridkot | 25.2      | 80 | 4.6 | 27.9        | 6.3 |
| 38      |          |            | Hisar    | 25.6      | 80 | 3.8 | 25.8        | 6.6 |
| 39      |          |            | SGNR     | 26.2      | 80 | 4.1 | 29.1        | 6.5 |
| 40      |          |            | Sirsa    | 27.4      | 81 | 4.8 | 27.1        | 6.5 |
| 41      | 5039     | H-1465     | Bathinda | 26.5      | 81 | 3.8 | 26.0        | 6.4 |
| 42      |          |            | Faridkot | 26.5      | 81 | 4.5 | 28.9        | 6.6 |
| 43      |          |            | Hisar    | 27.1      | 81 | 3.9 | 27.0        | 6.6 |
| 44      |          |            | SGNR     | 26.4      | 80 | 4.5 | 27.8        | 6.3 |
| 45      |          |            | Sirsa    | 27.6      | 81 | 4.1 | 28.4        | 6.4 |

Br 24a CVT G. arboretum

| Sr. No. | Code No. | Entry Name            | Location | UHML (mm) | UI | Mic | Str (g/tex) | E%  |
|---------|----------|-----------------------|----------|-----------|----|-----|-------------|-----|
| 1       | 5041     | LD 1026               | Bathinda | 20.7      | 76 | 7.1 | 22.4        | 6.8 |
| 2       |          |                       | Faridkot | 20.5      | 76 | 7.1 | 22.2        | 6.5 |
| 3       |          |                       | Hisar    | 20.6      | 76 | 7.2 | 22.1        | 6.9 |
| 4       |          |                       | Kanpur   | 20.6      | 76 | 7.2 | 22.0        | 6.8 |
| 5       |          |                       | Sgnr     | 20.8      | 76 | 7.2 | 22.4        | 6.7 |
| 6       |          |                       | Sirsa    | 20.3      | 75 | 7.2 | 21.6        | 6.6 |
| 7       | 5042     | HD 514                | Bathinda | 21.3      | 76 | 7.3 | 23.5        | 6.8 |
| 8       |          |                       | Faridkot | 21.5      | 77 | 7.2 | 22.8        | 6.6 |
| 9       |          |                       | Hisar    | 21.7      | 77 | 7.1 | 22.7        | 6.9 |
| 10      |          |                       | Kanpur   | 20.4      | 76 | 7.2 | 21.9        | 6.6 |
| 11      |          |                       | Sgnr     | 20.5      | 76 | 7.2 | 22.2        | 6.4 |
| 12      |          |                       | Sirsa    | 21.7      | 77 | 7.3 | 22.4        | 6.4 |
| 13      | 5043     | Zonal Check (FDK 124) | Bathinda | 20.6      | 76 | 7.1 | 22.2        | 6.6 |
| 14      |          |                       | Faridkot | 20.2      | 75 | 7.2 | 22.0        | 6.7 |
| 15      |          |                       | Hisar    | 20.6      | 76 | 7.2 | 22.4        | 7.2 |
| 16      |          |                       | Kanpur   | 20.8      | 76 | 7.2 | 22.4        | 6.7 |
| 17      |          |                       | Sgnr     | 20.4      | 76 | 7.2 | 22.5        | 6.5 |
| 18      |          |                       | Sirsa    | 21.0      | 76 | 7.0 | 22.2        | 6.6 |
| 19      | 5044     | CISA 6-2              | Bathinda | 20.4      | 76 | 7.1 | 22.8        | 6.8 |
| 20      |          |                       | Faridkot | 20.5      | 76 | 7.3 | 22.5        | 6.7 |
| 21      |          |                       | Hisar    | 20.6      | 76 | 7.2 | 22.6        | 7.1 |
| 22      |          |                       | Kanpur   | 20.7      | 76 | 7.1 | 22.6        | 6.8 |
| 23      |          |                       | Sgnr     | 20.6      | 76 | 7.2 | 22.8        | 6.8 |
| 24      |          |                       | Sirsa    | 20.3      | 75 | 7.3 | 22.0        | 6.8 |
| 25      | 5045     | Local Check           | Bathinda | 20.0      | 75 | 7.1 | 21.9        | 6.4 |
| 26      |          |                       | Faridkot | 20.0      | 75 | 7.1 | 22.0        | 6.7 |
| 27      |          |                       | Hisar    | 21.0      | 76 | 7.2 | 22.0        | 7.0 |
| 28      |          |                       | Kanpur   | —         | —  | —   | —           | —   |
| 29      |          |                       | Sgnr     | 19.9      | 75 | 7.2 | 21.7        | 6.3 |
| 30      |          |                       | Sirsa    | 21.0      | 76 | 7.3 | 22.2        | 6.8 |
| 31      | 5046     | RG 776                | Bathinda | 18.7      | 74 | 7.2 | 21.5        | 6.4 |

| Sr. No. | Code No. | Entry Name | Location | UHML (mm) | UI | Mic | Str (g/tex) | E%  |
|---------|----------|------------|----------|-----------|----|-----|-------------|-----|
| 32      |          |            | Faridkot | 19.4      | 74 | 7.2 | 21.5        | 6.3 |
| 33      |          |            | Hisar    | 18.9      | 74 | 7.1 | 21.6        | 7.1 |
| 34      |          |            | Kanpur   | 19.5      | 75 | 7.2 | 21.9        | 6.8 |
| 35      |          |            | Sgnr     | 19.7      | 75 | 7.2 | 21.9        | 6.3 |
| 36      |          |            | Sirsa    | 19.1      | 74 | 7.2 | 21.3        | 6.6 |
| 37      | 5047     | LD 1019    | Bathinda | 20.8      | 76 | 7.2 | 22.5        | 6.7 |
| 38      |          |            | Faridkot | 20.6      | 76 | 7.1 | 22.0        | 6.5 |
| 39      |          |            | Hisar    | 20.8      | 76 | 7.1 | 22.2        | 6.8 |
| 40      |          |            | Kanpur   | 21.0      | 76 | 7.1 | 21.9        | 6.6 |
| 41      |          |            | Sgnr     | 21.9      | 77 | 7.2 | 22.4        | 6.6 |
| 42      |          |            | Sirsa    | 20.9      | 76 | 7.0 | 22.2        | 6.5 |

## Central Zone

### Br-03 a PVT G. Hirsutum (Irrigated)

| Sr. No. | Code No. | Entry Name            | Location            | UHML (mm)   | UI        | Mic        | Str (g/tex) | E%         |
|---------|----------|-----------------------|---------------------|-------------|-----------|------------|-------------|------------|
| 1       | 5101     | GJHV 497              | Bhawanipatna        | 28.4        | 87        | 4.8        | 29.8        | 6.0        |
| 2       |          |                       | Junagadh            | 26.9        | 86        | 5.1        | 28.7        | 5.8        |
| 3       |          |                       | Rahuri              | 25.8        | 82        | 3.9        | 27.9        | 7.0        |
| 4       |          |                       | Surat               | 26.7        | 83        | 5.2        | 28.9        | 6.6        |
| 5       |          |                       | Talod               | 27.9        | 83        | 5.6        | 28.4        | 5.8        |
| 6       | 5102     | Quality check (Suraj) | Bhawanipatna        | 31.8        | 89        | 4.6        | 34.6        | 6.0        |
| 7       |          |                       | Junagadh            | 30.1        | 85        | 4.2        | 32.9        | 5.9        |
| 8       |          |                       | Rahuri              | 28.5        | 82        | 4.1        | 32.6        | 5.6        |
| 9       |          |                       | Surat               | 31.7        | 86        | 4.9        | 35.4        | 5.3        |
| 10      |          |                       | Talod               | 31.1        | 86        | 4.6        | 34.5        | 5.2        |
| 11      | 5103     | SCS 1061              | Bhawanipatna        | 27.6        | 87        | 4.9        | 28.4        | 5.8        |
| 12      |          |                       | Junagadh            | 25.6        | 84        | 5.3        | 25.2        | 5.7        |
| 13      |          |                       | Rahuri              | 26.1        | 83        | 4.8        | 27.1        | 6.4        |
| 14      |          |                       | Surat               | 27.3        | 82        | 5.5        | 27.6        | 5.7        |
| 15      |          |                       | Talod               | 26.4        | 86        | 5.9        | 28.5        | 5.7        |
| 16      | 5104     | CCH 14-1              | <b>Bhawanipatna</b> | <b>33.5</b> | <b>87</b> | <b>4.3</b> | <b>33.5</b> | <b>6.0</b> |
| 17      |          |                       | <b>Junagadh</b>     | <b>31.8</b> | <b>85</b> | <b>3.7</b> | <b>31.3</b> | <b>5.9</b> |
| 18      |          |                       | <b>Rahuri</b>       | <b>30.5</b> | <b>84</b> | <b>3.9</b> | <b>35.7</b> | <b>5.8</b> |
| 19      |          |                       | <b>Surat</b>        | <b>30.5</b> | <b>86</b> | <b>4.8</b> | <b>32.6</b> | <b>5.4</b> |
| 20      |          |                       | <b>Talod</b>        | <b>33.0</b> | <b>86</b> | <b>4.9</b> | <b>32.3</b> | <b>6.0</b> |
| 21      | 5105     | Zonal Check (CNHO 12) | Bhawanipatna        | 26.5        | 84        | 5.2        | 28.4        | 5.8        |
| 22      |          |                       | Junagadh            | 24.2        | 83        | 5.2        | 26.2        | 5.7        |
| 23      |          |                       | Rahuri              | 23.2        | 81        | 4.7        | 28.9        | 6.4        |
| 24      |          |                       | Surat               | 23.2        | 79        | 5.4        | 27.5        | 5.9        |
| 25      |          |                       | Talod               | 24.1        | 84        | 5.2        | 28.2        | 5.8        |
| 26      | 5106     | Local Check           | Bhawanipatna        | 33.8        | 87        | 4.3        | 33.7        | 6.0        |
| 27      |          |                       | Junagadh            | 29.6        | 82        | 3.9        | 31.7        | 5.9        |
| 28      |          |                       | Rahuri              | 24.9        | 81        | 3.4        | 30.5        | 6.5        |
| 29      |          |                       | Surat               | 29.5        | 79        | 5.2        | 29.4        | 5.3        |
| 30      |          |                       | Talod               | 27.1        | 83        | 5.7        | 31.5        | 5.9        |
| 31      | 5107     | TCH 1806              | Bhawanipatna        | 29.0        | 85        | 4.5        | 30.7        | 5.9        |
| 32      |          |                       | Junagadh            | 25.7        | 83        | 4.6        | 25.8        | 5.7        |
| 33      |          |                       | Rahuri              | 27.4        | 82        | 4.1        | 31.1        | 5.9        |
| 34      |          |                       | Surat               | 27.1        | 83        | 5.3        | 27.4        | 5.7        |
| 35      |          |                       | Talod               | 27.9        | 86        | 4.9        | 28.6        | 5.8        |
| 36      | 5108     | GJHV 510              | Bhawanipatna        | 28.0        | 85        | 4.9        | 30.2        | 5.9        |
| 37      |          |                       | Junagadh            | 25.2        | 82        | 4.2        | 28.1        | 5.7        |
| 38      |          |                       | Rahuri              | 26.2        | 82        | 4.0        | 30.1        | 6.5        |
| 39      |          |                       | Surat               | 26.2        | 81        | 5.1        | 25.5        | 5.8        |
| 40      |          |                       | Talod               | 26.8        | 85        | 4.6        | 30.7        | 5.8        |

Br-04 a CVT G. Hirsutum (Irrigated)

| Sr. No. | Code No. | Entry Name            | Location            | UHML (mm)   | UI        | Mic        | Str (g/tex) | E%         |
|---------|----------|-----------------------|---------------------|-------------|-----------|------------|-------------|------------|
| 1       | 5111     | CCH 12-2              | Bhawanipatna        | 28.6        | 86        | 4.3        | 32.0        | 5.9        |
| 2       |          |                       | Junagadh            | 25.8        | 84        | 5.0        | 27.6        | 5.8        |
| 3       |          |                       | Rahuri              | 27.7        | 82        | 4.3        | 29.9        | 5.7        |
| 4       |          |                       | Surat               | 28.1        | 83        | 5.3        | 28.1        | 5.6        |
| 5       | 5112     | BGDS 1063             | <b>Bhawanipatna</b> | <b>30.5</b> | <b>88</b> | <b>4.0</b> | <b>32.9</b> | <b>5.9</b> |
| 6       |          |                       | <b>Junagadh</b>     | <b>29.0</b> | <b>87</b> | <b>4.7</b> | <b>30.5</b> | <b>5.8</b> |
| 7       |          |                       | <b>Rahuri</b>       | <b>28.6</b> | <b>84</b> | <b>4.7</b> | <b>31.7</b> | <b>5.4</b> |
| 8       |          |                       | <b>Surat</b>        | <b>28.4</b> | <b>84</b> | <b>4.8</b> | <b>30.6</b> | <b>5.6</b> |
| 9       | 5113     | Quality Check (Suraj) | Bhawanipatna        | 31.5        | 87        | 4.6        | 33.8        | 6.0        |
| 10      |          |                       | Junagadh            | 30.1        | 87        | 4.6        | 32.0        | 5.9        |
| 11      |          |                       | Rahuri              | 27.9        | 84        | 3.7        | 27.8        | 6.4        |
| 12      |          |                       | Surat               | 30.5        | 86        | 4.6        | 34.1        | 5.3        |
| 13      | 5114     | GJHV 514              | Bhawanipatna        | 28.2        | 84        | 4.1        | 29.0        | 5.8        |
| 14      |          |                       | Junagadh            | 26.8        | 82        | 4.3        | 26.5        | 5.7        |
| 15      |          |                       | Rahuri              | 26.5        | 82        | 3.9        | 27.6        | 6.5        |
| 16      |          |                       | Surat               | 28.0        | 84        | 4.9        | 27.1        | 6.1        |
| 17      | 5115     | TCH 1777              | Bhawanipatna        | 32.1        | 86        | 4.6        | 31.9        | 6.0        |
| 18      |          |                       | Junagadh            | 29.7        | 86        | 4.4        | 29.3        | 5.8        |
| 19      |          |                       | Rahuri              | 28.6        | 85        | 4.0        | 29.3        | 6.0        |
| 20      |          |                       | Surat               | 29.1        | 83        | 5.1        | 26.4        | 5.6        |
| 21      | 5116     | GSHV-164              | Bhawanipatna        | 28.0        | 84        | 4.1        | 31.6        | 5.8        |
| 22      |          |                       | Junagadh            | 25.1        | 84        | 4.6        | 27.1        | 5.7        |
| 23      |          |                       | Rahuri              | 25.8        | 81        | 4.4        | 28.5        | 5.8        |
| 24      |          |                       | Surat               | 26.9        | 82        | 5.2        | 31.4        | 5.5        |
| 25      | 5117     | Zonal Check (CNHO 12) | Bhawanipatna        | 31.7        | 87        | 4.3        | 32.2        | 5.9        |
| 26      |          |                       | Junagadh            | 23.4        | 82        | 5.3        | 24.8        | 5.6        |
| 27      |          |                       | Rahuri              | 26.8        | 84        | 4.6        | 31.2        | 5.7        |
| 28      |          |                       | Surat               | 23.4        | 78        | 5.8        | 25.2        | 5.7        |
| 29      | 5118     | CCH 11-2              | Bhawanipatna        | 28.1        | 86        | 4.7        | 29.5        | 5.8        |
| 30      |          |                       | Junagadh            | 27.6        | 84        | 4.8        | 29.9        | 5.8        |
| 31      |          |                       | Rahuri              | 24.9        | 81        | 4.4        | 28.8        | 6.0        |
| 32      |          |                       | Surat               | 27.6        | 83        | 5.2        | 28.8        | 6.2        |
| 33      | 5119     | Local Check           | Bhawanipatna        | 33.6        | 86        | 4.1        | 32.6        | 5.9        |
| 34      |          |                       | Junagadh            | 24.4        | 82        | 5.1        | 29.1        | 5.7        |
| 35      |          |                       | Rahuri              | 24.8        | 84        | 3.3        | 28.8        | 6.6        |
| 36      |          |                       | Surat               | 25.7        | 81        | 5.6        | 30.4        | 5.9        |
| 37      | 5120     | GJHV 514              | Bhawanipatna        | 25.1        | 82        | 4.4        | 27.9        | 5.8        |
| 38      |          |                       | Junagadh            | 25.2        | 82        | 4.6        | 27.6        | 5.7        |
| 39      |          |                       | Rahuri              | 24.8        | 81        | 3.7        | 27.5        | 6.5        |
| 40      |          |                       | Surat               | 28.5        | 81        | 5.0        | 26.7        | 6.0        |
| 41      | 5121     | P 5430                | Bhawanipatna        | 26.7        | 84        | 4.7        | 28.6        | 5.8        |
| 42      |          |                       | Junagadh            | 24.4        | 80        | 4.6        | 23.5        | 5.6        |
| 43      |          |                       | Rahuri              | 26.3        | 84        | 3.7        | 29.0        | 6.5        |
| 44      |          |                       | Surat               | 26.4        | 83        | 5.0        | 29.9        | 6.0        |

Br-05a CHT Intra Hirsutum- Hybrid

| Sr. No. | Code No. | Entry Name  | Location            | UHML (mm)           | UI        | Mic        | Str (g/tex) | E%         |  |
|---------|----------|-------------|---------------------|---------------------|-----------|------------|-------------|------------|--|
| 1       | 5131     | RHH-1015    | Banswara            | 32.9                | 84        | 4.1        | 28.7        | 6.0        |  |
| 2       |          |             | Bhavanipatna        | 32.7                | 87        | 3.7        | 33.3        | 6.0        |  |
| 3       |          |             | Junagadh            | 32.3                | 86        | 3.6        | 31.1        | 5.9        |  |
| 4       |          |             | Khandwa             | 31.2                | 84        | 3.4        | 29.9        | 5.3        |  |
| 5       |          |             | Rahuri              | 29.8                | 84        | 3.3        | 31.5        | 5.4        |  |
| 6       |          |             | Surat               | 30.3                | 83        | 3.6        | 27.9        | 6.2        |  |
| 7       |          |             | Talod               | 30.3                | 85        | 3.9        | 31.0        | 5.6        |  |
| 8       | 5132     | SHH 818     | Banswara            | 28.9                | 82        | 5.3        | 27.2        | 6.1        |  |
| 9       |          |             | Bhavanipatna        | 32.5                | 86        | 5.1        | 29.3        | 5.9        |  |
| 10      |          |             | Junagadh            | 28.7                | 87        | 4.8        | 30.9        | 5.9        |  |
| 11      |          |             | Khandwa             | 26.8                | 82        | 4.8        | 27.3        | 4.8        |  |
| 12      |          |             | Rahuri              | 27.4                | 84        | 4.9        | 31.6        | 5.6        |  |
| 13      |          |             | Surat               | 27.5                | 84        | 5.0        | 31.5        | 6.1        |  |
| 14      | Talod    | 28.2        | 85                  | 5.5                 | 32.5      | 5.1        |             |            |  |
| 15      | 5133     | GTHH 215    | Banswara            | 26.3                | 80        | 4.0        | 25.7        | 5.5        |  |
| 16      |          |             | Bhavanipatna        | 25.7                | 84        | 4.4        | 28.2        | 5.8        |  |
| 17      |          |             | Junagadh            | 25.0                | 81        | 5.6        | 25.4        | 5.7        |  |
| 18      |          |             | Khandwa             | 24.9                | 82        | 5.0        | 24.1        | 4.9        |  |
| 19      |          |             | Rahuri              | 24.8                | 81        | 4.0        | 26.3        | 6.1        |  |
| 20      |          |             | Surat               | 24.9                | 82        | 5.6        | 26.0        | 5.7        |  |
| 21      | Talod    | 25.7        | 83                  | 4.9                 | 27.1      | 6.0        |             |            |  |
| 22      | 5134     | RHH 1125    | Banswara            | 28.2                | 82        | 4.2        | 25.9        | 5.4        |  |
| 23      |          |             | Bhavanipatna        | 30.6                | 87        | 4.2        | 31.5        | 5.9        |  |
| 24      |          |             | Junagadh            | 27.8                | 86        | 4.5        | 27.9        | 5.7        |  |
| 25      |          |             | Khandwa             | 27.8                | 83        | 4.6        | 26.5        | 4.5        |  |
| 26      |          |             | Rahuri              | 27.3                | 84        | 3.8        | 28.1        | 6.3        |  |
| 27      |          |             | Surat               | 29.6                | 84        | 4.7        | 29.7        | 5.8        |  |
| 28      | Talod    | 27.9        | 85                  | 4.4                 | 29.6      | 5.5        |             |            |  |
| 29      | 5135     | NCS 5657    | <b>Banswara</b>     | <b>32.4</b>         | <b>84</b> | <b>4.8</b> | <b>29.2</b> | <b>6.0</b> |  |
| 30      |          |             | <b>Bhavanipatna</b> | <b>32.5</b>         | <b>87</b> | <b>5.0</b> | <b>30.6</b> | <b>5.9</b> |  |
| 31      |          |             | <b>Junagadh</b>     | <b>32.2</b>         | <b>86</b> | <b>4.8</b> | <b>32.6</b> | <b>5.9</b> |  |
| 32      |          |             | <b>Khandwa</b>      | <b>30.0</b>         | <b>84</b> | <b>3.9</b> | <b>29.5</b> | <b>4.3</b> |  |
| 33      |          |             | <b>Rahuri</b>       | <b>30.6</b>         | <b>85</b> | <b>4.3</b> | <b>33.1</b> | <b>5.0</b> |  |
| 34      |          |             | <b>Surat</b>        | <b>31.6</b>         | <b>87</b> | <b>5.1</b> | <b>30.7</b> | <b>5.9</b> |  |
| 35      |          |             | <b>Talod</b>        | <b>31.3</b>         | <b>86</b> | <b>5.1</b> | <b>33.1</b> | <b>4.8</b> |  |
| 36      | 5136     | MRC 7388    | Banswara            | 31.8                | 83        | 4.2        | 27.0        | 6.0        |  |
| 37      |          |             | Bhavanipatna        | 25.0                | 82        | 4.9        | 28.2        | 5.8        |  |
| 38      |          |             | Junagadh            | 30.5                | 85        | 4.6        | 31.8        | 5.8        |  |
| 39      |          |             | Khandwa             | 29.3                | 85        | 4.1        | 30.3        | 4.5        |  |
| 40      |          |             | Rahuri              | 28.4                | 83        | 3.8        | 31.6        | 5.6        |  |
| 41      |          |             | Surat               | 32.5                | 86        | 4.1        | 33.0        | 5.9        |  |
| 42      | Talod    | 27.3        | 84                  | 4.8                 | 32.8      | 5.3        |             |            |  |
| 43      | 5137     | Local Check | Banswara            | 26.6                | 81        | 4.8        | 25.9        | 5.5        |  |
| 44      |          |             | Bhavanipatna        | 32.8                | 87        | 4.7        | 31.2        | 5.9        |  |
| 45      |          |             | Junagadh            | 27.3                | 86        | 4.2        | 30.3        | 5.8        |  |
| 46      |          |             | Khandwa             | Sample not received |           |            |             |            |  |
| 47      |          |             | Rahuri              | 24.8                | 82        | 4.8        | 28.9        | 6.5        |  |
| 48      |          |             | Surat               | 28.5                | 85        | 4.3        | 30.7        | 5.8        |  |
| 49      | Talod    | 30.6        | 85                  | 4.6                 | 35.6      | 4.8        |             |            |  |
| 50      | 5138     | GJHH 4      | Banswara            | 28.1                | 82        | 4.2        | 27.6        | 6.2        |  |
| 51      |          |             | Bhavanipatna        | 29.4                | 87        | 5.1        | 29.1        | 5.9        |  |
| 52      |          |             | Junagadh            | 26.5                | 84        | 4.9        | 28.2        | 5.8        |  |



| Sr. No. | Code No. | Entry Name              | Location     | UHML (mm) | UI | Mic | Str (g/tex) | E%  |
|---------|----------|-------------------------|--------------|-----------|----|-----|-------------|-----|
| 53      |          |                         | Khandwa      | 26.2      | 82 | 3.9 | 24.0        | 5.2 |
| 54      |          |                         | Rahuri       | 25.9      | 84 | 4.5 | 28.1        | 6.7 |
| 55      |          |                         | Surat        | 27.3      | 84 | 5.2 | 28.7        | 5.9 |
| 56      |          |                         | Talod        | 26.9      | 84 | 5.5 | 30.2        | 5.6 |
| 57      |          |                         | Banswara     | 31.8      | 83 | 4.1 | 28.3        | 5.9 |
| 58      |          |                         | Bhavanipatna | 31.7      | 84 | 4.6 | 30.7        | 5.9 |
| 59      |          |                         | Junagadh     | 30.3      | 85 | 4.4 | 29.1        | 5.8 |
| 60      | 5139     | Zonal Check (Ankur 651) | Khandwa      | 27.4      | 82 | 4.9 | 25.3        | 4.9 |
| 61      |          |                         | Rahuri       | 28.0      | 83 | 3.5 | 30.2        | 6.2 |
| 62      |          |                         | Surat        | 32.1      | 86 | 4.1 | 33.7        | 6.0 |
| 63      |          |                         | Talod        | 29.7      | 84 | 4.6 | 31.4        | 4.9 |
| 64      |          |                         | Banswara     | 30.5      | 83 | 4.2 | 24.9        | 5.8 |
| 65      |          |                         | Bhavanipatna | 31.8      | 88 | 4.1 | 31.7        | 5.9 |
| 66      |          |                         | Junagadh     | 29.2      | 87 | 4.9 | 29.4        | 5.8 |
| 67      | 5140     | RHH 1112                | Khandwa      | 27.7      | 83 | 4.6 | 26.0        | 4.8 |
| 68      |          |                         | Rahuri       | 27.7      | 83 | 3.8 | 29.6        | 6.3 |
| 69      |          |                         | Surat        | 29.6      | 87 | 4.6 | 30.5        | 5.9 |
| 70      |          |                         | Talod        | 29.0      | 84 | 5.1 | 29.6        | 5.5 |
| 71      |          |                         | Banswara     | 29.3      | 82 | 4.9 | 24.8        | 5.6 |
| 72      |          |                         | Bhavanipatna | 30.1      | 87 | 4.4 | 32.0        | 5.9 |
| 73      |          |                         | Junagadh     | 26.3      | 85 | 5.0 | 26.9        | 5.7 |
| 74      | 5141     | RHH-1007                | Khandwa      | 26.4      | 83 | 5.1 | 26.6        | 4.4 |
| 75      |          |                         | Rahuri       | 26.2      | 82 | 3.9 | 27.6        | 6.1 |
| 76      |          |                         | Surat        | 28.4      | 85 | 5.2 | 29.0        | 5.8 |
| 77      |          |                         | Talod        | 28.9      | 86 | 4.7 | 34.0        | 4.7 |

## Br-06 a PVT Compact Genotypes

| Sr. No. | Code No. | Entry Name                           | Location            | UHML (mm)   | UI        | Mic        | Str (g/tex) | E%         |
|---------|----------|--------------------------------------|---------------------|-------------|-----------|------------|-------------|------------|
| 1       | 5151     | GISV 272                             | Banswara            | 28.3        | 82        | 5.1        | 27.3        | 5.7        |
| 2       |          |                                      | Bhawanipatna        | 28.3        | 86        | 5.0        | 29.1        | 5.9        |
| 3       |          |                                      | Rahuri              | 27.9        | 84        | 4.5        | 28.8        | 6.1        |
| 4       |          |                                      | Talod               | 30.4        | 87        | 5.3        | 28.9        | 5.9        |
| 5       | 5152     | Local Check (Coded & Closer spacing) | Banswara            | 27.2        | 81        | 4.2        | 26.4        | 5.8        |
| 6       |          |                                      | Bhawanipatna        | 32.0        | 88        | 4.8        | 32.8        | 6.0        |
| 7       |          |                                      | Rahuri              | 26.9        | 84        | 3.4        | 30.4        | 6.7        |
| 8       |          |                                      | Talod               | 26.3        | 84        | 5.7        | 30.7        | 5.9        |
| 9       | 5153     | ANGC 1402                            | Banswara            | 27.7        | 81        | 4.9        | 27.3        | 5.8        |
| 10      |          |                                      | Bhawanipatna        | 28.8        | 84        | 4.5        | 29.4        | 5.8        |
| 11      |          |                                      | Rahuri              | 26.0        | 82        | 3.9        | 26.8        | 6.7        |
| 12      |          |                                      | Talod               | 27.9        | 84        | 4.6        | 27.8        | 5.7        |
| 13      | 5154     | GSHV 180                             | Banswara            | 25.4        | 80        | 4.6        | 26.1        | 5.8        |
| 14      |          |                                      | Bhawanipatna        | 28.6        | 84        | 4.7        | 29.2        | 5.9        |
| 15      |          |                                      | Rahuri              | 26.4        | 81        | 4.0        | 28.7        | 6.3        |
| 16      |          |                                      | Talod               | 31.3        | 86        | 4.5        | 29.9        | 5.9        |
| 17      | 5155     | CCH 12-6                             | Banswara            | 30.5        | 83        | 4.8        | 25.2        | 5.9        |
| 18      |          |                                      | Bhawanipatna        | 29.6        | 86        | 4.9        | 30.4        | 5.9        |
| 19      |          |                                      | Rahuri              | 27.0        | 83        | 3.8        | 28.8        | 6.3        |
| 20      |          |                                      | Talod               | 28.5        | 84        | 4.7        | 29.8        | 5.9        |
| 21      | 5156     | ARBC-1301                            | Banswara            | 25.5        | 80        | 5.0        | 25.3        | 5.6        |
| 22      |          |                                      | Bhawanipatna        | 26.0        | 86        | 4.2        | 29.8        | 5.8        |
| 23      |          |                                      | Rahuri              | 24.4        | 81        | 3.5        | 25.5        | 6.3        |
| 24      |          |                                      | Talod               | 26.5        | 84        | 5.1        | 27.5        | 5.8        |
| 25      | 5157     | RAHC 1011                            | <b>Banswara</b>     | <b>34.4</b> | <b>84</b> | <b>4.1</b> | <b>31.3</b> | <b>5.8</b> |
| 26      |          |                                      | <b>Bhawanipatna</b> | <b>33.8</b> | <b>87</b> | <b>4.0</b> | <b>34.1</b> | <b>5.9</b> |
| 27      |          |                                      | <b>Rahuri</b>       | <b>30.0</b> | <b>84</b> | <b>3.5</b> | <b>32.4</b> | <b>5.4</b> |
| 28      |          |                                      | <b>Talod</b>        | <b>32.9</b> | <b>86</b> | <b>4.1</b> | <b>33.6</b> | <b>6.0</b> |
| 29      | 5158     | GTHV 13/32                           | Banswara            | 29.0        | 82        | 4.8        | 26.8        | 6.0        |
| 30      |          |                                      | Bhawanipatna        | 28.4        | 85        | 4.9        | 29.1        | 5.8        |
| 31      |          |                                      | Rahuri              | 27.8        | 83        | 3.8        | 25.1        | 5.9        |
| 32      |          |                                      | Talod               | 29.1        | 86        | 4.8        | 30.3        | 5.9        |

Br-13a PVT G. Barbadense

| Sr. No. | Code No. | Entry Name          | Location | UHML (mm)           | UI | Mic | Str (g/tex) | E%  |
|---------|----------|---------------------|----------|---------------------|----|-----|-------------|-----|
| 1       | 5161     | DB 1402             | Indore   | Sample not received |    |     |             |     |
| 2       |          |                     | Rahuri   | 32.1                | 85 | 3.2 | 35.5        | 6.1 |
| 3       |          |                     | Surat    | Sample not received |    |     |             |     |
| 4       | 5162     | CCB 36              | Indore   | Sample not received |    |     |             |     |
| 5       |          |                     | Rahuri   | 33.4                | 85 | 3.2 | 33.7        | 5.9 |
| 6       |          |                     | Surat    | Sample not received |    |     |             |     |
| 7       | 5163     | Zonal Check (Suvin) | Indore   | Sample not received |    |     |             |     |
| 8       |          |                     | Rahuri   | 35.8                | 85 | 3.5 | 33.1        | 5.1 |
| 9       |          |                     | Surat    | 37.3                | 86 | 2.9 | 35.7        | 6.0 |
| 10      | 5164     | ARBB 1401           | Indore   | Sample not received |    |     |             |     |
| 11      |          |                     | Rahuri   | 34.5                | 85 | 3.5 | 36.2        | 6.4 |
| 12      |          |                     | Surat    | 33.8                | 86 | 3.2 | 36.8        | 6.1 |
| 13      | 5165     | CCB 29              | Indore   | Sample not received |    |     |             |     |
| 14      |          |                     | Rahuri   | 36.0                | 87 | 3.1 | 39.3        | 5.3 |
| 15      |          |                     | Surat    | 35.6                | 85 | 3.2 | 37.5        | 6.0 |
| 16      | 5166     | ARBB 1402           | Indore   | Sample not received |    |     |             |     |
| 17      |          |                     | Rahuri   | 32.7                | 85 | 3.4 | 35.3        | 6.6 |
| 18      |          |                     | Surat    | 33.9                | 86 | 3.3 | 36.8        | 6.2 |

Br-14a CVT G. Barbadense

| Sr. No. | Code No. | Entry Name          | Location | UHML (mm)           | UI | Mic | Str (g/tex) | E%  |
|---------|----------|---------------------|----------|---------------------|----|-----|-------------|-----|
| 1       | 5171     | ARBB-1302           | Indore   | Sample not received |    |     |             |     |
| 2       |          |                     | Rahuri   | 37.7                | 88 | 3.1 | 40.1        | 5.4 |
| 3       |          |                     | Surat    | 32.1                | 85 | 3.4 | 36.9        | 5.8 |
| 4       | 5172     | GSB-44              | Indore   | Sample not received |    |     |             |     |
| 5       |          |                     | Rahuri   | 32.7                | 86 | 4.1 | 37.3        | 6.2 |
| 6       |          |                     | Surat    | 29.0                | 80 | 3.2 | 30.5        | 6.8 |
| 7       | 5173     | Zonal Check (Suvin) | Indore   | Sample not received |    |     |             |     |
| 8       |          |                     | Rahuri   | 37.6                | 88 | 3.3 | 40.7        | 5.1 |
| 9       |          |                     | Surat    | 32.6                | 81 | 2.5 | 31.4        | 6.0 |
| 10      | 5174     | DB-1301             | Indore   | Sample not received |    |     |             |     |
| 11      |          |                     | Rahuri   | 32.4                | 86 | 3.3 | 36.1        | 6.1 |
| 12      |          |                     | Surat    | Sample not received |    |     |             |     |
| 13      | 5175     | GSB 43              | Indore   | Sample not received |    |     |             |     |
| 14      |          |                     | Rahuri   | 32.3                | 85 | 3.7 | 37.8        | 6.1 |
| 15      |          |                     | Surat    | 32.1                | 93 | 3.1 | 31.3        | 6.4 |
| 16      | 5176     | TCB 37              | Indore   | Sample not received |    |     |             |     |
| 17      |          |                     | Rahuri   | 35.9                | 86 | 3.1 | 40.7        | 5.5 |
| 18      |          |                     | Surat    | 32.8                | 83 | 3.8 | 34.5        | 5.6 |

## Br-15a Co-ordinated Hybrid Trial

| Sr. No. | Code No. | Entry Name           | Location | UHML (mm) | UI | Mic | Str (g/tex) | E%  |
|---------|----------|----------------------|----------|-----------|----|-----|-------------|-----|
| 1       | 5181     | RHB 1122             | Anand    | 31.9      | 84 | 3.8 | 33.9        | 5.9 |
| 2       |          |                      | Banswara | 33.7      | 84 | 3.5 | 32.0        | 6.7 |
| 3       |          |                      | Indore   | 34.7      | 84 | 2.7 | 33.5        | 6.0 |
| 4       |          |                      | Rahuri   | 33.8      | 86 | 3.4 | 35.1        | 5.9 |
| 5       | 5182     | Zonal Check (DCH 32) | Anand    | 33.7      | 85 | 3.8 | 34.9        | 5.8 |
| 6       |          |                      | Banswara | 35.2      | 85 | 3.1 | 30.7        | 6.7 |
| 7       |          |                      | Indore   | 34.1      | 84 | 2.5 | 31.2        | 5.9 |
| 8       |          |                      | Rahuri   | 32.6      | 83 | 3.5 | 35.0        | 5.9 |
| 9       | 5183     | ARBHB 1401           | Anand    | 30.9      | 83 | 4.1 | 33.1        | 5.9 |
| 10      |          |                      | Banswara | 34.1      | 84 | 3.1 | 34.7        | 6.7 |
| 11      |          |                      | Indore   | 33.3      | 85 | 2.7 | 30.5        | 5.9 |
| 12      |          |                      | Rahuri   | 34.2      | 86 | 3.4 | 35.1        | 6.0 |
| 13      | 5184     | DHB 1009             | Anand    | 33.5      | 85 | 3.4 | 35.7        | 5.7 |
| 14      |          |                      | Banswara | 33.9      | 84 | 3.4 | 33.0        | 6.7 |
| 15      |          |                      | Indore   | 29.8      | 82 | 2.7 | 27.8        | 5.8 |
| 16      |          |                      | Rahuri   | 32.3      | 84 | 3.8 | 30.6        | 5.8 |
| 17      | 5185     | RHB 1123             | Anand    | 33.9      | 83 | 3.6 | 33.1        | 6.0 |
| 18      |          |                      | Banswara | 34.0      | 84 | 3.1 | 28.5        | 6.7 |
| 19      |          |                      | Indore   | 34.1      | 83 | 2.7 | 30.6        | 5.9 |
| 20      |          |                      | Rahuri   | 33.8      | 83 | 3.3 | 31.6        | 5.7 |
| 21      | 5186     | DHB-1301             | Anand    | 33.0      | 83 | 3.8 | 34.8        | 5.8 |
| 22      |          |                      | Banswara | 33.6      | 84 | 3.8 | 31.7        | 7.0 |
| 23      |          |                      | Indore   | 29.1      | 80 | 2.8 | 24.9        | 6.5 |
| 24      |          |                      | Rahuri   | 32.7      | 81 | 3.7 | 30.6        | 5.7 |
| 25      | 5187     | Local Check          | Anand    | 34.9      | 84 | 3.0 | 37.1        | 5.7 |
| 26      |          |                      | Banswara | 35.4      | 85 | 3.1 | 33.0        | 6.4 |
| 27      |          |                      | Indore   | 34.1      | 84 | 2.6 | 29.5        | 5.9 |
| 28      |          |                      | Rahuri   | 33.5      | 87 | 3.4 | 34.3        | 6.0 |
| 29      | 5188     | RHB-1014             | Anand    | 36.0      | 84 | 3.1 | 34.3        | 6.0 |
| 30      |          |                      | Banswara | 36.8      | 83 | 3.1 | 31.2        | 6.7 |
| 31      |          |                      | Indore   | 34.3      | 83 | 2.5 | 28.9        | 6.5 |
| 32      |          |                      | Rahuri   | 36.1      | 85 | 3.0 | 34.7        | 5.2 |
| 33      | 5189     | DHB 1012             | Anand    | 30.9      | 84 | 3.6 | 34.9        | 5.9 |
| 34      |          |                      | Banswara | 32.3      | 81 | 5.0 | 27.5        | 6.3 |
| 35      |          |                      | Indore   | 30.8      | 83 | 3.0 | 33.9        | 6.1 |
| 36      |          |                      | Rahuri   | 31.7      | 84 | 3.6 | 33.3        | 5.9 |

## Br-03b Preliminary Varietal Trial

| Sr. No. | Code No. | Entry Name            | Location | UHML (mm)           | UI | Mic | Str (g/tex) | E%  |
|---------|----------|-----------------------|----------|---------------------|----|-----|-------------|-----|
| 1       | 5201     | SCS 1061              | Akola    | 27.5                | 83 | 5.2 | 26.5        | 5.5 |
| 2       |          |                       | Banswara | 27.5                | 81 | 4.7 | 25.5        | 5.7 |
| 3       |          |                       | Bharuch  | 36.8                | 82 | 5.5 | 27.5        | 5.9 |
| 4       |          |                       | Indore   | 23.1                | 78 | 2.5 | 21.3        | 5.9 |
| 5       |          |                       | Nanded   | 26.2                | 83 | 4.5 | 26.3        | 5.7 |
| 6       | 5202     | GBHV 183              | Akola    | 27.6                | 84 | 4.5 | 29.7        | 5.1 |
| 7       |          |                       | Banswara | 26.9                | 81 | 4.4 | 26.3        | 5.7 |
| 8       |          |                       | Bharuch  | 26.4                | 82 | 4.6 | 29.8        | 5.8 |
| 9       |          |                       | Indore   | 23.4                | 78 | 2.8 | 22.8        | 5.5 |
| 10      |          |                       | Nanded   | 26                  | 83 | 4.3 | 29.1        | 5.8 |
| 11      | 5203     | Local Check           | Akola    | Sample not received |    |     |             |     |
| 12      |          |                       | Banswara | 25.2                | 80 | 4.5 | 24.8        | 5.5 |
| 13      |          |                       | Bharuch  | 27.2                | 83 | 4.8 | 29.1        | 5.9 |
| 14      |          |                       | Indore   | 23.4                | 80 | 2.7 | 22.2        | 5.8 |
| 15      |          |                       | Nanded   | 25.3                | 80 | 4.1 | 26.6        | 5.8 |
| 16      | 5204     | GTHV 13/17            | Akola    | Sample not received |    |     |             |     |
| 17      |          |                       | Banswara | 25.4                | 80 | 4.6 | 26.6        | 5.8 |
| 18      |          |                       | Bharuch  | 24.9                | 81 | 5.4 | 29.5        | 6.2 |
| 19      |          |                       | Indore   | 22.8                | 80 | 2.9 | 26.8        | 6.2 |
| 20      |          |                       | Nanded   | 24.2                | 81 | 4.5 | 28.9        | 5.8 |
| 21      | 5205     | IH 11                 | Akola    | Sample not received |    |     |             |     |
| 22      |          |                       | Banswara | 25.1                | 80 | 4.7 | 25.0        | 5.8 |
| 23      |          |                       | Bharuch  | 26.2                | 82 | 4.6 | 26.9        | 5.7 |
| 24      |          |                       | Indore   | 23.2                | 80 | 2.6 | 21.5        | 5.5 |
| 25      |          |                       | Nanded   | 25.4                | 81 | 3.7 | 25.9        | 5.7 |
| 26      | 5206     | Quality Check (Suraj) | Akola    | Sample not received |    |     |             |     |
| 27      |          |                       | Banswara | 26.8                | 81 | 3.8 | 26.0        | 5.6 |
| 28      |          |                       | Bharuch  | 30                  | 84 | 4   | 33.3        | 5.5 |
| 29      |          |                       | Indore   | 26.4                | 79 | 2.5 | 24.2        | 5.8 |
| 30      |          |                       | Nanded   | 30.8                | 84 | 3.6 | 30          | 5.9 |
| 31      | 5207     | Zonal Check (NH 615)  | Akola    | Sample not received |    |     |             |     |
| 32      |          |                       | Banswara | 27.1                | 81 | 4.2 | 25.5        | 5.6 |
| 33      |          |                       | Bharuch  | 27                  | 83 | 4.8 | 27.8        | 5.7 |
| 34      |          |                       | Indore   | 23.9                | 80 | 2.5 | 21.5        | 5.5 |
| 35      |          |                       | Nanded   | 26.7                | 83 | 3.4 | 26.8        | 5.7 |
| 36      | 5208     | SCS 1207              | Akola    | Sample not received |    |     |             |     |
| 37      |          |                       | Banswara | 26.2                | 80 | 5.1 | 25.3        | 5.6 |
| 38      |          |                       | Bharuch  | 26.5                | 82 | 4.5 | 27.3        | 5.7 |
| 39      |          |                       | Indore   | 25.1                | 79 | 2.7 | 22          | 5.6 |
| 40      |          |                       | Nanded   | 26.4                | 83 | 3.8 | 27.4        | 5.8 |
| 41      | 5209     | RAH 1066              | Akola    | Sample not received |    |     |             |     |
| 42      |          |                       | Banswara | 26.0                | 80 | 5.1 | 25.3        | 5.5 |
| 43      |          |                       | Bharuch  | 28.5                | 84 | 4.3 | 27.5        | 5.9 |
| 44      |          |                       | Indore   | 25.3                | 78 | 2.5 | 22.8        | 5.2 |
| 45      |          |                       | Nanded   | 27.8                | 83 | 4.1 | 28.9        | 5.8 |

Br- 04b CVT G. Hirsutum

| Sr. No. | Code No. | Entry Name            | Location | UHML (mm) | UI | Mic | Str (g/tex) | E%  |
|---------|----------|-----------------------|----------|-----------|----|-----|-------------|-----|
| 1       | 5211     | BGDS 1063             | Akola    | 32.5      | 85 | 4.4 | 29.8        | 5.3 |
| 2       |          |                       | Banswara | 29.7      | 82 | 5.0 | 26.8        | 5.6 |
| 3       |          |                       | Bharuch  | 28.5      | 83 | 4.7 | 28.7        | 6.0 |
| 4       |          |                       | Indore   | 24.3      | 78 | 2.8 | 23.8        | 5.7 |
| 5       |          |                       | Nanded   | 27.7      | 83 | 3.9 | 29.3        | 5.8 |
| 6       | 5212     | Zonal Check (NH 615)  | Akola    | 28.8      | 83 | 4.4 | 29.4        | 5.3 |
| 7       |          |                       | Banswara | 27.6      | 81 | 4.6 | 26.0        | 5.5 |
| 8       |          |                       | Bharuch  | 28.3      | 83 | 4.3 | 28.6        | 5.9 |
| 9       |          |                       | Indore   | 24.4      | 79 | 2.7 | 21.2        | 5.6 |
| 10      |          |                       | Nanded   | 27.0      | 81 | 3.9 | 28.0        | 5.8 |
| 11      | 5213     | CCH 12-3              | Akola    | 29.2      | 84 | 4.3 | 31.0        | 5.3 |
| 12      |          |                       | Banswara | 27.1      | 81 | 5.1 | 26.4        | 6.0 |
| 13      |          |                       | Bharuch  | 27.3      | 83 | 5.2 | 30.0        | 5.6 |
| 14      |          |                       | Indore   | 22.7      | 79 | 2.7 | 23.3        | 5.2 |
| 15      |          |                       | Nanded   | 27.4      | 83 | 3.8 | 29.8        | 5.8 |
| 16      | 5214     | Local Check           | Akola    | 28.6      | 84 | 4.7 | 28.7        | 5.3 |
| 17      |          |                       | Banswara | 27.1      | 81 | 3.7 | 25.8        | 5.5 |
| 18      |          |                       | Bharuch  | 27.3      | 83 | 4.4 | 32.7        | 5.4 |
| 19      |          |                       | Indore   | 24.4      | 81 | 2.8 | 26.9        | 5.9 |
| 20      |          |                       | Nanded   | 27.4      | 82 | 3.6 | 28.0        | 5.8 |
| 21      | 5215     | Quality Check (Suraj) | Akola    | 28.2      | 86 | 4.8 | 32.6        | 5.4 |
| 22      |          |                       | Banswara | 29.8      | 82 | 4.9 | 25.6        | 6.6 |
| 23      |          |                       | Bharuch  | 30.8      | 86 | 3.8 | 35.1        | 5.4 |
| 24      |          |                       | Indore   | 25.9      | 81 | 2.5 | 23.9        | 5.6 |
| 25      |          |                       | Nanded   | 27.7      | 84 | 3.6 | 29.6        | 5.8 |

## Br-05 b Coordinated Hybrid Trial

| Sr. No. | Code No. | Entry Name              | Location | UHML (mm) | UI | Mic | Str (g/tex) | E%  |
|---------|----------|-------------------------|----------|-----------|----|-----|-------------|-----|
| 1       | 5221     | SHH 808                 | Akola    | 30.7      | 84 | 4.6 | 31.3        | 5.0 |
| 2       |          |                         | Bharauch | 29.8      | 83 | 4.4 | 30.4        | 5.5 |
| 3       |          |                         | Indore   | 24.6      | 78 | 2.5 | 21.4        | 5.7 |
| 4       |          |                         | Nanded   | 28.8      | 84 | 4.0 | 29.5        | 5.8 |
| 5       | 5222     | ARBHH 1452              | Akola    | 30.7      | 84 | 5.0 | 30.8        | 5.2 |
| 6       |          |                         | Bharauch | 31.4      | 86 | 3.9 | 32.4        | 5.9 |
| 7       |          |                         | Indore   | 27.5      | 81 | 2.6 | 26.0        | 5.7 |
| 8       |          |                         | Nanded   | 30.0      | 85 | 3.9 | 29.8        | 5.9 |
| 9       | 5223     | GSHH-2595               | Akola    | 28.2      | 84 | 4.1 | 30.2        | 5.3 |
| 10      |          |                         | Bharauch | 28.7      | 84 | 4.3 | 30.8        | 5.8 |
| 11      |          |                         | Indore   | 25.4      | 81 | 2.7 | 24.9        | 5.7 |
| 12      |          |                         | Nanded   | 26.6      | 81 | 3.9 | 28.8        | 5.7 |
| 13      | 5224     | Zonal Check (Ankur 651) | Akola    | 30.5      | 85 | 4.1 | 29.9        | 5.1 |
| 14      |          |                         | Bharauch | 30.5      | 85 | 4.1 | 31.4        | 5.8 |
| 15      |          |                         | Indore   | 26.8      | 81 | 2.5 | 24.7        | 5.7 |
| 16      |          |                         | Nanded   | 27.2      | 82 | 4.0 | 28.9        | 6.0 |
| 17      | 5225     | RAHH 909                | Akola    | 27.8      | 84 | 4.9 | 28.8        | 6.1 |
| 18      |          |                         | Bharauch | 27.3      | 84 | 4.4 | 29.0        | 5.8 |
| 19      |          |                         | Indore   | 24.7      | 80 | 2.6 | 24.1        | 5.6 |
| 20      |          |                         | Nanded   | 26.0      | 83 | 4.6 | 28.9        | 6.1 |
| 21      | 5226     | Local Check             | Akola    | 30.2      | 84 | 3.3 | 28.2        | 5.6 |
| 22      |          |                         | Bharauch | 27.9      | 84 | 4.4 | 29.9        | 5.8 |
| 23      |          |                         | Indore   | 24.3      | 78 | 2.6 | 21.8        | 5.6 |
| 24      |          |                         | Nanded   | 25.3      | 83 | 4.3 | 28.2        | 5.7 |
| 25      | 5227     | NHH 715                 | Akola    | 29.0      | 85 | 5.0 | 31.6        | 4.9 |
| 26      |          |                         | Bharauch | 28.2      | 85 | 4.5 | 30.4        | 5.8 |
| 27      |          |                         | Indore   | 26.3      | 80 | 2.6 | 24.6        | 5.6 |
| 28      |          |                         | Nanded   | 28.1      | 83 | 4.5 | 28.3        | 5.7 |
| 29      | 5228     | DHH 1252                | Akola    | 27.4      | 83 | 5.8 | 29.6        | 5.6 |
| 30      |          |                         | Bharauch | 27.9      | 83 | 4.4 | 30.9        | 5.8 |
| 31      |          |                         | Indore   | 25.8      | 82 | 3.0 | 26.1        | 5.7 |
| 32      |          |                         | Nanded   | 25.5      | 81 | 4.6 | 27.8        | 6.2 |
| 33      | 5229     | GTHH 217                | Akola    | 27.4      | 84 | 4.2 | 29.1        | 5.8 |
| 34      |          |                         | Bharauch | 26.5      | 82 | 4.2 | 29.8        | 5.8 |
| 35      |          |                         | Indore   | 24.7      | 80 | 2.7 | 23.7        | 5.6 |
| 36      |          |                         | Nanded   | 25.7      | 83 | 4.1 | 28.1        | 6.1 |
| 37      | 5230     | SHH 902                 | Akola    | 29.4      | 84 | 4.9 | 30.4        | 5.2 |
| 38      |          |                         | Bharauch | 29.4      | 85 | 4.7 | 30.5        | 5.8 |
| 39      |          |                         | Indore   | 26.7      | 82 | 2.7 | 24.3        | 5.6 |
| 40      |          |                         | Nanded   | 26.5      | 83 | 4.3 | 31.4        | 5.7 |

## Br-06b PVT Compact Genotypes

| Sr. No. | Code No.    | Entry Name                           | Location | UHML (mm)           | UI | Mic | Str (g/tex) | E%  |  |
|---------|-------------|--------------------------------------|----------|---------------------|----|-----|-------------|-----|--|
| 1       | 5231        | GSHV 171                             | Akola    | 27.5                | 83 | 4.9 | 29.4        | 5.1 |  |
| 2       |             |                                      | Nagpur   | 27.3                | 81 | 4.6 | 28.5        | 6.3 |  |
| 3       |             |                                      | Nanded   | 25.6                | 81 | 4.0 | 28.4        | 6.2 |  |
| 4       |             |                                      | Surat    | 25.4                | 83 | 5.0 | 27.4        | 5.9 |  |
| 5       | 5232        | ANGC 1452                            | Akola    | 27.2                | 82 | 4.8 | 28.7        | 5.1 |  |
| 6       |             |                                      | Nagpur   | 25.7                | 80 | 4.6 | 26.9        | 6.0 |  |
| 7       |             |                                      | Nanded   | 23.9                | 81 | 4.4 | 25.3        | 5.5 |  |
| 8       |             |                                      | Surat    | 25.7                | 81 | 5.2 | 26.6        | 5.7 |  |
| 9       | 5233        | JK 35                                | Akola    | 27.2                | 82 | 5.3 | 30.5        | 5.2 |  |
| 10      |             |                                      | Nagpur   | 27.0                | 81 | 4.2 | 27.5        | 5.8 |  |
| 11      |             |                                      | Nanded   | 24.1                | 80 | 4.1 | 26.5        | 5.3 |  |
| 12      |             |                                      | Surat    | 26.6                | 81 | 5.0 | 28.6        | 5.9 |  |
| 13      | 5234        | Local Check (Coded & Closer spacing) | Akola    | 27.8                | 85 | 4.6 | 29.2        | 5.2 |  |
| 14      |             |                                      | Nagpur   | 27.8                | 81 | 4.4 | 26.9        | 6.1 |  |
| 15      |             |                                      | Nanded   | 26.3                | 82 | 3.5 | 28.5        | 6.2 |  |
| 16      |             |                                      | Surat    | 24.2                | 82 | 5.0 | 30.2        | 5.9 |  |
| 17      | 5235        | ANGC 1451                            | Akola    | 25.4                | 83 | 4.6 | 28.4        | 5.7 |  |
| 18      |             |                                      | Nagpur   | 26.1                | 80 | 4.7 | 26.6        | 5.8 |  |
| 19      |             |                                      | Nanded   | 24.7                | 81 | 4.4 | 26.1        | 5.7 |  |
| 20      |             |                                      | Surat    | 26.0                | 81 | 5.0 | 24.8        | 5.4 |  |
| 21      | 5236        | DSC-1352                             | Akola    | 23.8                | 84 | 5.0 | 25.5        | 5.4 |  |
| 22      |             |                                      | Nagpur   | 26.5                | 81 | 4.9 | 26.8        | 5.8 |  |
| 23      |             |                                      | Nanded   | 23.7                | 80 | 4.3 | 24.0        | 5.3 |  |
| 24      |             |                                      | Surat    | 24.2                | 81 | 5.3 | 26.1        | 5.3 |  |
| 25      | 5237        | AKH 13-51                            | Akola    | 28.6                | 83 | 4.6 | 26.7        | 4.9 |  |
| 26      |             |                                      | Nagpur   | 27.5                | 81 | 3.8 | 26.2        | 5.7 |  |
| 27      |             |                                      | Nanded   | 27.1                | 82 | 3.5 | 26.5        | 5.9 |  |
| 28      |             |                                      | Surat    | 26.6                | 81 | 4.2 | 24.3        | 5.7 |  |
| 29      | Local Check | AKH-8828(LC)                         | Akola    | 26.7                | 83 | 4.6 | 26.8        | 5.0 |  |
| 30      |             |                                      | Nagpur   | Sample not received |    |     |             |     |  |
| 31      |             |                                      | Nanded   | 24.9                | 81 | 4.1 | 28.5        | 6.1 |  |
| 32      |             |                                      | Surat    | 25.6                | 82 | 5.0 | 29.5        | 5.5 |  |



Br-24b CVT G. Arboreum

| Sr. No. | Code No. | Entry Name          | Location | UHML (mm) | UI | Mic | Str (g/tex) | E % |
|---------|----------|---------------------|----------|-----------|----|-----|-------------|-----|
| 1       | 5241     | JLA 0603            | Akola    | 27.1      | 83 | 6.0 | 31.3        | 5.5 |
| 2       |          |                     | Amreli   | 24.6      | 79 | 5.9 | 28.5        | 6.1 |
| 3       |          |                     | Jalgaon  | 25.7      | 81 | 5.0 | 29.8        | 6.8 |
| 4       |          |                     | Junagadh | 24.6      | 82 | 3.4 | 29.0        | 5.7 |
| 5       |          |                     | Parbhani | 25.4      | 80 | 5.8 | 27.8        | 6.4 |
| 6       | 5242     | NDLA 3020           | Akola    | 24.3      | 80 | 7.0 | 29.8        | 6.3 |
| 7       |          |                     | Amreli   | 20.6      | 77 | 7.3 | 27.1        | 6.2 |
| 8       |          |                     | Jalgaon  | 22.9      | 77 | 6.5 | 28.1        | 6.6 |
| 9       |          |                     | Junagadh | 21.2      | 79 | 4.6 | 22.7        | 5.8 |
| 10      |          |                     | Parbhani | 22.4      | 79 | 6.8 | 27.7        | 6.6 |
| 11      | 5243     | PA 785              | Akola    | 30.4      | 84 | 4.8 | 31.1        | 5.5 |
| 12      |          |                     | Amreli   | 27.9      | 82 | 5.8 | 30.3        | 5.7 |
| 13      |          |                     | Jalgaon  | 30.3      | 81 | 4.5 | 30.6        | 6.3 |
| 14      |          |                     | Junagadh | 27.7      | 84 | 4.1 | 28.2        | 5.8 |
| 15      |          |                     | Parbhani | 29.8      | 84 | 5.3 | 28.4        | 5.5 |
| 16      | 5244     | Zonal Check (AKA 7) | Akola    | 26.1      | 82 | 5.9 | 29.6        | 6.4 |
| 17      |          |                     | Amreli   | 24.4      | 79 | 5.9 | 26.6        | 6.2 |
| 18      |          |                     | Jalgaon  | 26.5      | 82 | 5.5 | 28.7        | 6.3 |
| 19      |          |                     | Junagadh | 24.7      | 81 | 3.9 | 29.0        | 5.8 |
| 20      |          |                     | Parbhani | 24.1      | 80 | 5.6 | 25.6        | 6.2 |
| 21      | 5245     | JLA-0614            | Akola    | 26.7      | 82 | 6.0 | 31.7        | 5.8 |
| 22      |          |                     | Amreli   | 24.9      | 79 | 5.7 | 27.1        | 6.0 |
| 23      |          |                     | Jalgaon  | 25.6      | 82 | 5.2 | 27.8        | 6.7 |
| 24      |          |                     | Junagadh | 24.9      | 80 | 4.3 | 26.2        | 5.7 |
| 25      |          |                     | Parbhani | 25.4      | 80 | 6.0 | 25.8        | 6.2 |
| 26      | 5246     | Local Check         | Akola    | 27.6      | 83 | 5.8 | 30.1        | 6.6 |
| 27      |          |                     | Amreli   | 23.6      | 80 | 5.8 | 29.3        | 6.0 |
| 28      |          |                     | Jalgaon  | 25.7      | 81 | 5.3 | 28.4        | 7.2 |
| 29      |          |                     | Junagadh | 25.9      | 81 | 3.9 | 27.7        | 5.8 |
| 30      |          |                     | Parbhani | 24.6      | 48 | 5.5 | 27.2        | 6.2 |
| 31      | 5247     | NDLA 3068           | Akola    | 26.7      | 81 | 6.0 | 31.3        | 6.2 |
| 32      |          |                     | Amreli   | 24.5      | 80 | 5.8 | 27.7        | 5.8 |
| 33      |          |                     | Jalgaon  | 26.3      | 82 | 5.2 | 21.7        | 6.2 |
| 34      |          |                     | Junagadh | 26.1      | 81 | 4.7 | 27.5        | 5.7 |
| 35      |          |                     | Parbhani | 25.1      | 80 | 5.8 | 27.9        | 6.4 |

Br-25b PHT

| Sr. No. | Code No. | Entry Name             | Location | UHML (mm) | UI | Mic  | Str (g/tex) | E%  |
|---------|----------|------------------------|----------|-----------|----|------|-------------|-----|
| 1       | 5251     | AKDH-96                | Akola    | 27.9      | 85 | 5.4  | 33.2        | 5.3 |
| 2       |          |                        | Amreli   | 22.0      | 77 | 7.3  | 25.3        | 5.9 |
| 3       |          |                        | Jalgaon  | 27.1      | 81 | 4.2  | 29.7        | 6.9 |
| 4       |          |                        | Junagadh | 26.6      | 83 | 4.5  | 29.5        | 5.8 |
| 5       |          |                        | Khandwa  | 25.8      | 81 | 5.1  | 25.8        | 5.3 |
| 6       |          |                        | Parbhani | 26.6      | 81 | 5.5  | 28.3        | 6.2 |
| 7       | 5252     | Local Check            | Akola    | 27.0      | 82 | 6.8  | 28.5        | 5.6 |
| 8       |          |                        | Amreli   | 24.4      | 80 | 6.2  | 27.9        | 6.0 |
| 9       |          |                        | Jalgaon  | 25.1      | 82 | 4.9  | 32.2        | 6.3 |
| 10      |          |                        | Junagadh | 24.4      | 78 | 3.5  | 25.4        | 5.7 |
| 11      |          |                        | Khandwa  | 24.9      | 80 | 5.5  | 25.3        | 4.9 |
| 12      |          |                        | Parbhani | 25.3      | 79 | 5.8  | 28.6        | 6.1 |
| 13      | 5253     | NACH 433               | Akola    | 22.0      | 80 | >7.0 | —           | —   |
| 14      |          |                        | Amreli   | 23.2      | 76 | 7.3  | 24.5        | 6.0 |
| 15      |          |                        | Jalgaon  | 19.5      | 77 | 6.3  | 27.1        | 5.9 |
| 16      |          |                        | Junagadh | 23.4      | 78 | 7.0  | 23.5        | 5.7 |
| 17      |          |                        | Khandwa  | 22.9      | 79 | 6.9  | 22.1        | 5.3 |
| 18      |          |                        | Parbhani | 20.4      | 77 | 7.3  | 24.6        | 6.9 |
| 19      | 5254     | PKV DH 1 (Zonal Check) | Akola    | 26.3      | 84 | 5.7  | 31.9        | 5.9 |
| 20      |          |                        | Amreli   | 24.4      | 81 | 5.7  | 28.4        | 6.0 |
| 21      |          |                        | Jalgaon  | 25.7      | 81 | 4.5  | 29.5        | 6.7 |
| 22      |          |                        | Junagadh | 25.7      | 81 | 4.9  | 27.2        | 5.8 |
| 23      |          |                        | Khandwa  | 25.5      | 80 | 5.2  | 26.5        | 4.9 |
| 24      |          |                        | Parbhani | 26.1      | 81 | 5.7  | 27.7        | 6.4 |

## South Zone

Br-03a PVT G. Hirsutum (Irrigated)

| Sr. No. | Code No. | Entry Name               | Location       | UHML (mm) | UI | Mic | Str (g/tex) | E%   |
|---------|----------|--------------------------|----------------|-----------|----|-----|-------------|------|
| 1       | 5501     | ARBH 1401                | Arabhavi       | 27.1      | 85 | 4.8 | 28.9        | >7.0 |
| 2       |          |                          | Coimbatore     | 25.7      | 83 | 4.0 | 27.8        | >7.0 |
| 3       |          |                          | Lam            | 27.6      | 84 | 4.3 | 30.1        | 6.2  |
| 4       |          |                          | Raichur        | 26.9      | 81 | 3.7 | 28.6        | >7.0 |
| 5       |          |                          | Srivilliputhur | 28.7      | 84 | 2.9 | 31.5        | >7.0 |
| 6       | 5502     | Zonal Check (Suraj)      | Arabhavi       | 31.5      | 87 | 5.0 | 34.5        | >7.0 |
| 7       |          |                          | Coimbatore     | 29.3      | 87 | 3.4 | 32.4        | 6.7  |
| 8       |          |                          | Lam            | 32.4      | 88 | 4.5 | 35.4        | 6.3  |
| 9       |          |                          | Raichur        | 29.2      | 86 | 3.8 | 32.6        | 6.9  |
| 10      |          |                          | Srivilliputhur | 30.3      | 88 | 4.5 | 33.1        | >7.0 |
| 11      | 5503     | GSHV 177                 | Arabhavi       | 29.5      | 87 | 4.7 | 33.0        | 6.3  |
| 12      |          |                          | Coimbatore     | 28.7      | 84 | 4.9 | 31.5        | 6.7  |
| 13      |          |                          | Lam            | 29.2      | 87 | 4.7 | 32.1        | 6.4  |
| 14      |          |                          | Raichur        | 27.8      | 84 | 3.6 | 30.6        | >7.0 |
| 15      |          |                          | Srivilliputhur | 28.5      | 84 | 4.6 | 29.8        | 6.8  |
| 16      | 5504     | GJHV 497                 | Arabhavi       | 30.3      | 84 | 4.8 | 30.3        | >7.0 |
| 17      |          |                          | Coimbatore     | 27.8      | 84 | 4.7 | 30.2        | 6.8  |
| 18      |          |                          | Lam            | 29.0      | 87 | 4.9 | 31.3        | 6.3  |
| 19      |          |                          | Raichur        | 28.1      | 86 | 3.3 | 31.1        | 5.9  |
| 20      |          |                          | Srivilliputhur | 28.2      | 85 | 4.4 | 29.7        | 6.5  |
| 21      | 5505     | Local Check              | Arabhavi       | 28.8      | 86 | 4.7 | 31.2        | >7.0 |
| 22      |          |                          | Coimbatore     | 29.9      | 84 | 3.8 | 32.1        | >7.0 |
| 23      |          |                          | Lam            | 28.5      | 86 | 4.2 | 30.9        | 6.2  |
| 24      |          |                          | Raichur        | 26.4      | 83 | 4.1 | 28.7        | >7.0 |
| 25      |          |                          | Srivilliputhur | 27.3      | 84 | 5.0 | 29.8        | >7.0 |
| 26      | 5506     | TSH 0533-1               | Arabhavi       | 30.8      | 87 | 4.5 | 31.3        | 6.9  |
| 27      |          |                          | Coimbatore     | 29.5      | 84 | 4.9 | 30.7        | >7.0 |
| 28      |          |                          | Lam            | 31.8      | 86 | 4.5 | 33.6        | 6.2  |
| 29      |          |                          | Raichur        | 30.4      | 81 | 3.4 | 30.6        | >7.0 |
| 30      |          |                          | Srivilliputhur | 29.0      | 86 | 4.4 | 30.4        | >7.0 |
| 31      | 5507     | CCH 14-1                 | Arabhavi       | 31.6      | 87 | 4.5 | 34.5        | 6.2  |
| 32      |          |                          | Coimbatore     | 32.0      | 85 | 3.1 | 35.3        | 6.7  |
| 33      |          |                          | Lam            | 32.7      | 87 | 4.5 | 33.2        | 6.3  |
| 34      |          |                          | Raichur        | 30.4      | 83 | 2.9 | 31.7        | >7.0 |
| 35      |          |                          | Srivilliputhur | 31.5      | 85 | 3.4 | 34.5        | >7.0 |
| 36      | 5508     | Shakti Sultan (SSGR 105) | Arabhavi       | 28.4      | 84 | 4.0 | 28.8        | 6.5  |
| 37      |          |                          | Coimbatore     | 25.8      | 82 | 3.1 | 27.2        | >7.0 |
| 38      |          |                          | Lam            | 27.2      | 85 | 4.0 | 29.8        | 6.4  |
| 39      |          |                          | Raichur        | 27.4      | 83 | 3.6 | 29.5        | >7.0 |
| 40      |          |                          | Srivilliputhur | 27.4      | 84 | 3.8 | 29.4        | >7.0 |

Br-04a CVT G. Hirsutum (Irrigated)

| Sr.No. | Code No. | Entry Name          | Location       | UHML (mm)           | UI | Mic | Str (g/tex) | E%   |
|--------|----------|---------------------|----------------|---------------------|----|-----|-------------|------|
| 1      | 5511     | HS 292              | Arabhavi       | Sample not received |    |     |             |      |
| 2      |          |                     | Coimbatore     | 26.6                | 83 | 4.7 | 27.6        | >7.0 |
| 3      |          |                     | Lam            | 28.1                | 85 | 4.8 | 30.0        | 6.3  |
| 4      |          |                     | Raichur        | 27.5                | 85 | 4.0 | 30.3        | >7.0 |
| 5      |          |                     | Srivilliputhur | 26.6                | 83 | 3.8 | 28.8        | >7.0 |
| 6      | 5512     | CCH 12-2            | Arabhavi       | Sample not received |    |     |             |      |
| 7      |          |                     | Coimbatore     | 26.9                | 83 | 4.2 | 27.3        | >7.0 |
| 8      |          |                     | Lam            | 28.6                | 86 | 5.0 | 30.9        | 6.3  |
| 9      |          |                     | Raichur        | 28.0                | 84 | 3.8 | 29.4        | >7.0 |
| 10     |          |                     | Srivilliputhur | 29.0                | 85 | 3.6 | 28.5        | 6.9  |
| 11     | 5513     | Local Check         | Arabhavi       | Sample not received |    |     |             |      |
| 12     |          |                     | Coimbatore     | 30.3                | 83 | 3.9 | 32.1        | >7.0 |
| 13     |          |                     | Lam            | 28.6                | 86 | 4.3 | 31.6        | 6.1  |
| 14     |          |                     | Raichur        | 27.0                | 86 | 4.0 | 28.9        | >7.0 |
| 15     |          |                     | Srivilliputhur | 28.0                | 83 | 3.9 | 27.6        | >7.0 |
| 16     | 5514     | CCH 13-2            | Arabhavi       | Sample not received |    |     |             |      |
| 17     |          |                     | Coimbatore     | 26.8                | 83 | 4.3 | 29.4        | >7.0 |
| 18     |          |                     | Lam            | 28.1                | 83 | 4.4 | 29.6        | 6.2  |
| 19     |          |                     | Raichur        | 27.7                | 83 | 3.7 | 29.1        | >7.0 |
| 20     |          |                     | Srivilliputhur | 26.3                | 80 | 3.7 | 28.4        | >7.0 |
| 21     | 5515     | GJHV-516            | Arabhavi       | Sample not received |    |     |             |      |
| 22     |          |                     | Raichur        | 27.8                | 84 | 3.6 | 29.5        | >7.0 |
| 23     |          |                     | Coimbatore     | 26.8                | 83 | 4.0 | 29.4        | >7.0 |
| 24     |          |                     | Lam            | 26.2                | 83 | 4.5 | 27.65       | 6.2  |
| 25     |          |                     | Srivilliputhur | 27.0                | 82 | 3.2 | 25.7        | >7.0 |
| 26     | 5516     | Zonal Check (Suraj) | Arabhavi       | Sample not received |    |     |             |      |
| 27     |          |                     | Coimbatore     | 30.7                | 86 | 3.9 | 33.2        | >7.0 |
| 28     |          |                     | Lam            | 31.1                | 88 | 4.5 | 34.6        | 6.2  |
| 29     |          |                     | Raichur        | 30.9                | 84 | 2.8 | 34.2        | 6.9  |
| 30     |          |                     | Srivilliputhur | 29.6                | 85 | 3.6 | 31.1        | 6.9  |
| 31     | 5517     | TSH 04/115          | Arabhavi       | Sample not received |    |     |             |      |
| 32     |          |                     | Coimbatore     | 28.3                | 84 | 4.4 | 28.2        | >7.0 |
| 33     |          |                     | Lam            | 29.9                | 86 | 4.2 | 29.4        | 6.2  |
| 34     |          |                     | Raichur        | 29.1                | 84 | 3.4 | 29.3        | >7.0 |
| 35     |          |                     | Srivilliputhur | 28.0                | 84 | 3.7 | 26.9        | 6.8  |

Br-05a CHT Intra hirsutum-Hybrid

| Sr.No. | Code No. | Entry Name          | Location       | UHML (mm) | UI | Mic | Str (g/tex) | E%   |
|--------|----------|---------------------|----------------|-----------|----|-----|-------------|------|
| 1      | 5521     | RHH-1007            | Coimbatore     | 26.5      | 83 | 4.1 | 29.0        | >7.0 |
| 2      |          |                     | Dharwad        | 28.3      | 86 | 3.6 | 29.9        | 6.4  |
| 3      |          |                     | Lam            | 28.2      | 84 | 4.2 | 29.9        | 6.1  |
| 4      |          |                     | Raichur        | 28.3      | 84 | 4.1 | 31.3        | 6.7  |
| 5      |          |                     | Srivilliputhur | 26.6      | 85 | 4.1 | 28.6        | >7.0 |
| 6      | 5522     | Zonal Check (Bunny) | Coimbatore     | 30.4      | 84 | 4.6 | 30.4        | >7.0 |
| 7      |          |                     | Dharwad        | 32.7      | 88 | 3.6 | 31.6        | 6.3  |
| 8      |          |                     | Lam            | 31.1      | 85 | 4.4 | 32.4        | 6.2  |
| 9      |          |                     | Raichur        | 32.1      | 86 | 4.0 | 35.2        | 6.8  |
| 10     |          |                     | Srivilliputhur | 29.7      | 83 | 3.5 | 30.6        | 6.9  |
| 11     | 5523     | LAHH 26             | Coimbatore     | 30.9      | 83 | 4.4 | 31.1        | >7.0 |
| 12     |          |                     | Dharwad        | 31.3      | 85 | 3.8 | 30.4        | 6.4  |
| 13     |          |                     | Lam            | 32.6      | 87 | 4.4 | 33.0        | 6.1  |
| 14     |          |                     | Raichur        | 31.6      | 85 | 4.1 | 35.4        | 6.6  |
| 15     |          |                     | Srivilliputhur | 29.4      | 84 | 3.7 | 31.6        | >7.0 |
| 16     | 5524     | RAHH 909            | Coimbatore     | 28.0      | 84 | 3.3 | 31.0        | >7.0 |
| 17     |          |                     | Dharwad        | 30.2      | 88 | 4.2 | 29.5        | 6.3  |
| 18     |          |                     | Lam            | 28.6      | 86 | 3.9 | 30.9        | 6.1  |
| 19     |          |                     | Raichur        | 30.2      | 88 | 3.7 | 32.0        | >7.0 |
| 20     |          |                     | Srivilliputhur | 28.1      | 83 | 3.4 | 29.3        | >7.0 |
| 21     | 5525     | SHH 818             | Coimbatore     | 28.2      | 84 | 5.4 | 28.3        | >7.0 |
| 22     |          |                     | Dharwad        | 29.8      | 86 | 4.0 | 29.3        | 6.3  |
| 23     |          |                     | Lam            | 28.2      | 84 | 4.5 | 30.5        | 6.2  |
| 24     |          |                     | Raichur        | 28.2      | 84 | 4.4 | 30.5        | 6.9  |
| 25     |          |                     | Srivilliputhur | 27.0      | 84 | 4.0 | 29.3        | >7.0 |
| 26     | 5526     | Local Check         | Coimbatore     | 28.6      | 83 | 4.5 | 29.7        | >7.0 |
| 27     |          |                     | Dharwad        | 31.0      | 87 | 4.1 | 28.0        | 6.3  |
| 28     |          |                     | Lam            | 28.1      | 85 | 4.5 | 28.7        | 6.1  |
| 29     |          |                     | Raichur        | 28.1      | 83 | 4.3 | 27.6        | >7.0 |
| 30     |          |                     | Srivilliputhur | 28.3      | 84 | 3.5 | 30.8        | >7.0 |
| 31     | 5527     | NSC 5657            | Coimbatore     | 30.4      | 82 | 4.8 | 31.7        | >7.0 |
| 32     |          |                     | Dharwad        | 32.6      | 85 | 3.8 | 31.7        | 6.3  |
| 33     |          |                     | Lam            | 31.8      | 87 | 4.6 | 33.1        | 6.3  |
| 34     |          |                     | Raichur        | 31.8      | 85 | 4.6 | 35.8        | >7.0 |
| 35     |          |                     | Srivilliputhur | 31.8      | 86 | 4.7 | 31.8        | >7.0 |
| 36     | 5528     | SHH 902             | Coimbatore     | 27.2      | 85 | 4.4 | 28.3        | >7.0 |
| 37     |          |                     | Dharwad        | 27.5      | 86 | 4.9 | 28.0        | 6.3  |
| 38     |          |                     | Lam            | 29.6      | 84 | 4.6 | 32.1        | 6.2  |
| 39     |          |                     | Raichur        | 28.9      | 84 | 4.1 | 32.0        | >7.0 |
| 40     |          |                     | Srivilliputhur | 27.6      | 85 | 4.7 | 28.8        | >7.0 |
| 41     | 5529     | LAHH 25             | Coimbatore     | 31.7      | 83 | 3.8 | 31.5        | >7.0 |
| 42     |          |                     | Dharwad        | 34.9      | 87 | 3.5 | 31.2        | 6.3  |

| Sr.No. | Code No. | Entry Name    | Location       | UHML (mm) | UI | Mic | Str (g/tex) | E%   |
|--------|----------|---------------|----------------|-----------|----|-----|-------------|------|
| 43     |          |               | Lam            | 32.1      | 85 | 3.9 | 32.7        | 6.2  |
| 44     |          |               | Raichur        | 32.3      | 85 | 4.0 | 34.6        | >7.0 |
| 45     |          |               | Srivilliputhur | 30.8      | 83 | 3.5 | 31.9        | >7.0 |
| 46     | 5530     | BGDHH 821     | Coimbatore     | 27.8      | 83 | 5.0 | 28.0        | >7.0 |
| 47     |          |               | Dharwad        | 30.7      | 85 | 4.5 | 28.5        | 6.5  |
| 48     |          |               | Lam            | 29.7      | 87 | 4.8 | 30.7        | 6.3  |
| 49     |          |               | Raichur        | 29.7      | 87 | 4.7 | 33.3        | 6.2  |
| 50     |          |               | Srivilliputhur | 29.6      | 85 | 4.8 | 29.0        | 6.0  |
| 51     | 5531     | Ankur Suvarna | Coimbatore     | 28.1      | 82 | 3.7 | 28.8        | >7.0 |
| 52     |          |               | Dharwad        | 29.3      | 85 | 3.7 | 26.6        | 6.2  |
| 53     |          |               | Lam            | 28.6      | 84 | 4.0 | 29.9        | 6.0  |
| 54     |          |               | Raichur        | 30.1      | 83 | 3.4 | 30.4        | >7.0 |
| 55     |          |               | Srivilliputhur | 28.7      | 85 | 3.5 | 28.6        | >7.0 |

Br-06a –PVT Compact Genotypes (Rainfed)

| Sr. No. | Code No. | Entry Name                           | Location   | UHML (mm)           | UI | Mic | Str (g/tex) | E%   |
|---------|----------|--------------------------------------|------------|---------------------|----|-----|-------------|------|
| 1       | 5541     | DSC-402                              | Arabhavi   | Sample not received |    |     |             |      |
| 2       |          |                                      | Coimbatore | 27.8                | 80 | 4.1 | 29.3        | >7.0 |
| 3       |          |                                      | Lam        | 28.6                | 84 | 4.7 | 31.3        | 6.2  |
| 4       |          |                                      | Raichur    | 28.2                | 85 | 4.2 | 30.0        | >7.0 |
| 5       | 5542     | DSC-1301                             | Arabhavi   | Sample not received |    |     |             |      |
| 6       |          |                                      | Coimbatore | 24.5                | 82 | 4.8 | 26.6        | >7.0 |
| 7       |          |                                      | Lam        | 25.4                | 84 | 4.8 | 27.5        | 6.1  |
| 8       |          |                                      | Raichur    | 26.5                | 82 | 3.8 | 27.4        | >7.0 |
| 9       | 5543     | RAHC 1012                            | Arabhavi   | Sample not received |    |     |             |      |
| 10      |          |                                      | Coimbatore | 24.4                | 82 | 5.3 | 26.0        | >7.0 |
| 11      |          |                                      | Lam        | 26.1                | 82 | 5.2 | 28.0        | 6.2  |
| 12      |          |                                      | Raichur    | 25.3                | 81 | 4.8 | 27.4        | >7.0 |
| 13      | 5544     | Local Check (Coded & Closer spacing) | Arabhavi   | Sample not received |    |     |             |      |
| 14      |          |                                      | Coimbatore | 30.1                | 86 | 4.7 | 33.9        | 6.7  |
| 15      |          |                                      | Lam        | 28.1                | 87 | 3.9 | 31.0        | 6.2  |
| 16      |          |                                      | Raichur    | 28.1                | 83 | 3.3 | 30.3        | >7.0 |
| 17      | 5545     | DSC-1302                             | Arabhavi   | Sample not received |    |     |             |      |
| 18      |          |                                      | Coimbatore | 30.4                | 85 | 4.5 | 34.3        | 6.5  |
| 19      |          |                                      | Lam        | 26.6                | 84 | 4.6 | 28.4        | 6.2  |
| 20      |          |                                      | Raichur    | 25.7                | 83 | 4.4 | 27.6        | >7.0 |
| 21      | 5546     | CNH 25                               | Arabhavi   | Sample not received |    |     |             |      |
| 22      |          |                                      | Coimbatore | 26.5                | 84 | 3.9 | 28.9        | 6.6  |
| 23      |          |                                      | Lam        | 26.9                | 85 | 4.7 | 28.3        | 6.1  |
| 24      |          |                                      | Raichur    | 27.8                | 85 | 3.9 | 30.9        | >7.0 |
| 25      | 5547     | ARBC-1301                            | Arabhavi   | Sample not received |    |     |             |      |
| 26      |          |                                      | Coimbatore | 26.0                | 82 | 4.1 | 24.9        | >7.0 |
| 27      |          |                                      | Lam        | 27.5                | 85 | 4.8 | 29.3        | 6.2  |

| Sr. No. | Code No. | Entry Name                           | Location   | UHML (mm)           | UI | Mic | Str (g/tex) | E%   |
|---------|----------|--------------------------------------|------------|---------------------|----|-----|-------------|------|
| 28      |          |                                      | Raichur    | 25.6                | 82 | 4.6 | 27.8        | >7.0 |
| 29      | 5548     | GTHV 13/32                           | Arabhavi   | Sample not received |    |     |             |      |
| 30      |          |                                      | Coimbatore | 27.3                | 82 | 4.4 | 28.6        | >7.0 |
| 31      |          |                                      | Lam        | 28.9                | 86 | 4.8 | 31.5        | 6.1  |
| 32      |          |                                      | Raichur    | 28.8                | 85 | 3.4 | 29.9        | >7.0 |
| 33      |          | Local Check<br>(Recommended spacing) | Arabhavi   | Sample not received |    |     |             |      |
| 34      |          |                                      | Coimbatore | 31.4                | 85 | 4.1 | 34.7        | 6.4  |
| 35      |          |                                      | Lam        | 27.9                | 87 | 4.2 | 30.7        | 6.2  |
| 36      |          |                                      | Raichur    | Sample not received |    |     |             |      |

Br-13a – Preliminary Varietal Trial G. barbadense

| Sr. No. | Code No. | Entry Name          | Location   | UHML (mm)           | UI | Mic | Str (g/tex) | E%  |
|---------|----------|---------------------|------------|---------------------|----|-----|-------------|-----|
| 1       | 5551     | DB 1402             | Coimbatore | Sample insufficient |    |     |             |     |
| 2       |          |                     | Dharwad    | 32.9                | 86 | 3.4 | 37.4        | 6.4 |
| 3       |          |                     | Lam        | 37.5                | 86 | 2.9 | 38.5        | 6.3 |
| 4       | 5552     | DB 1401             | Coimbatore | Sample insufficient |    |     |             |     |
| 5       |          |                     | Dharwad    | 33.4                | 88 | 3.6 | 34.5        | 6.1 |
| 6       |          |                     | Lam        | 37.6                | 85 | 2.9 | 38.4        | 6.3 |
| 7       | 5553     | CCB 29              | Coimbatore | Sample insufficient |    |     |             |     |
| 8       |          |                     | Dharwad    | 36.6                | 87 | 3.5 | 42.6        | 6.2 |
| 9       |          |                     | Lam        | 33.5                | 86 | 3.3 | 35.6        | 6.4 |
| 10      | 5554     | Zonal Check (Suvin) | Coimbatore | 34.2                | 83 | 3.0 | 38.7        | 6.4 |
| 11      |          |                     | Dharwad    | 36.8                | 86 | 3.4 | 41.8        | 6.5 |
| 12      |          |                     | Lam        | 34.1                | 86 | 3.1 | 36.1        | 6.3 |
| 13      | 5555     | ARBB 1401           | Coimbatore | 32.0                | 84 | 3.4 | 35.8        | 5.6 |
| 14      |          |                     | Dharwad    | 33.9                | 87 | 3.5 | 37.4        | 5.3 |
| 15      |          |                     | Lam        | Sample insufficient |    |     |             |     |
| 16      | 5556     | ARBB 1402           | Coimbatore | 33.3                | 85 | 3.3 | 36.3        | 5.6 |
| 17      |          |                     | Dharwad    | 33.0                | 88 | 3.6 | 38.4        | 4.9 |
| 18      |          |                     | Lam        | Sample insufficient |    |     |             |     |

Br-14a – Coordinated Varietal Trial G. barbadense

| Sr. No. | Code No. | Entry Name          | Location   | UHML (mm)           | UI | Mic | Str (g/tex) | E%  |
|---------|----------|---------------------|------------|---------------------|----|-----|-------------|-----|
| 1       | 5561     | GSB 43              | Coimbatore | 32.1                | 85 | 3.6 | 37.1        | 5.5 |
| 2       |          |                     | Dharwad    | 32.8                | 86 | 4.1 | 37.5        | 6.1 |
| 3       |          |                     | Lam        | 34.3                | 84 | 3.3 | 36.6        | 6.3 |
| 4       | 5562     | DB-1301             | Coimbatore | Sample insufficient |    |     |             |     |
| 5       |          |                     | Dharwad    | 32.1                | 86 | 3.5 | 36.9        | 5.8 |
| 6       |          |                     | Lam        | Sample insufficient |    |     |             |     |
| 7       | 5563     | Zonal Check (Suvin) | Coimbatore | 34.9                | 85 | 3.3 | 37.4        | 6.5 |
| 8       |          |                     | Dharwad    | 37.6                | 88 | 3.2 | 42.9        | 6.4 |
| 9       |          |                     | Lam        | 36.9                | 85 | 2.7 | 37.3        | 6.2 |
| 10      | 5564     | GSB-44              | Coimbatore | 32.2                | 84 | 3.0 | 36.0        | 5.7 |
| 11      |          |                     | Dharwad    | 31.8                | 85 | 4.3 | 36.5        | 4.3 |
| 12      |          |                     | Lam        | 34.1                | 86 | 3.4 | 37.3        | 6.3 |
| 13      | 5565     | ARBD 27             | Coimbatore | 30.6                | 84 | 3.2 | 34.6        | 4.9 |
| 14      |          |                     | Dharwad    | 32.9                | 87 | 4.1 | 33.9        | 5.5 |
| 15      |          |                     | Lam        | 34.4                | 86 | 3.1 | 36.0        | 6.4 |
| 16      | 5566     | DB-1302             | Coimbatore | Sample insufficient |    |     |             |     |
| 17      |          |                     | Dharwad    | 32.4                | 88 | 3.4 | 36.4        | 5.5 |
| 18      |          |                     | Lam        | Sample insufficient |    |     |             |     |

Br-15a – Coordinated Hybrid Trial

| Sr. No. | Code No. | Entry Name           | Location   | UHML (mm) | UI | Mic | Str (g/tex) | E%   |
|---------|----------|----------------------|------------|-----------|----|-----|-------------|------|
| 1       | 5571     | RHB-1014             | Coimbatore | 35.2      | 84 | 2.8 | 34.9        | 6.3  |
| 2       |          |                      | Dharwad    | 36.1      | 84 | 3.0 | 35.1        | >7.0 |
| 3       |          |                      | Lam        | 36.2      | 83 | 2.5 | 34.3        | 6.2  |
| 4       |          |                      | Raichur    | 36.2      | 84 | 2.5 | 38.3        | 6.8  |
| 5       | 5572     | Zonal Check (DCH 32) | Coimbatore | 32.1      | 84 | 2.8 | 32.7        | 6.6  |
| 6       |          |                      | Dharwad    | 36.0      | 85 | 3.6 | 34.8        | 6.8  |
| 7       |          |                      | Lam        | 34.4      | 86 | 2.9 | 33.1        | 6.3  |
| 8       |          |                      | Raichur    | 33.5      | 85 | 3.4 | 38.0        | 6.5  |
| 9       | 5573     | RHB 1123             | Coimbatore | 35.3      | 85 | 2.7 | 35.1        | 6.0  |
| 10      |          |                      | Dharwad    | 36.7      | 85 | 3.3 | 36.0        | 6.7  |
| 11      |          |                      | Lam        | 35.5      | 85 | 3.1 | 35.8        | 6.3  |
| 12      |          |                      | Raichur    | 35.9      | 87 | 3.4 | 40.7        | 6.5  |
| 13      | 5574     | ARBHB 1402           | Coimbatore | 32.1      | 84 | 2.9 | 32.1        | 6.0  |
| 14      |          |                      | Dharwad    | 35.7      | 86 | 3.5 | 32.6        | 6.8  |
| 15      |          |                      | Lam        | 33.6      | 85 | 2.8 | 33.6        | 6.3  |
| 16      |          |                      | Raichur    | 34.3      | 87 | 2.9 | 39.7        | 6.4  |
| 17      | 5575     | DHB 1009             | Coimbatore | 30.1      | 85 | 3.7 | 30.8        | 6.1  |
| 18      |          |                      | Dharwad    | 34.0      | 83 | 4.0 | 34.0        | >7.1 |
| 19      |          |                      | Lam        | 32.5      | 83 | 3.4 | 33.4        | 6.2  |
| 20      |          |                      | Raichur    | 33.3      | 82 | 3.6 | 34.9        | 6.9  |
| 21      | 5576     | Local Check          | Coimbatore | 32.3      | 84 | 2.5 | 34.0        | 6.3  |



| Sr. No. | Code No. | Entry Name | Location   | UHML (mm) | UI | Mic | Str (g/tex) | E%  |
|---------|----------|------------|------------|-----------|----|-----|-------------|-----|
| 22      |          |            | Dharwad    | 34.7      | 86 | 3.4 | 32.8        | 6.4 |
| 23      |          |            | Lam        | 32.9      | 84 | 3.0 | 32.1        | 6.2 |
| 24      |          |            | Raichur    | 33.9      | 87 | 3.6 | 35.7        | 6.3 |
| 25      | 5577     | RHB 1122   | Coimbatore | 31.1      | 85 | 2.5 | 33.8        | 5.6 |
| 26      |          |            | Dharwad    | 35.0      | 84 | 3.4 | 35.3        | 6.5 |
| 27      |          |            | Lam        | 33.8      | 86 | 3.1 | 33.9        | 6.3 |
| 28      |          |            | Raichur    | 34.1      | 85 | 3.1 | 38.3        | 6.5 |
| 29      | 5578     | DHb 1012   | Coimbatore | 29.1      | 82 | 3.6 | 31.6        | 6.0 |
| 30      |          |            | Dharwad    | 33.1      | 85 | 3.4 | 34.5        | 6.4 |
| 31      |          |            | Lam        | 32.2      | 86 | 3.4 | 32.8        | 6.3 |
| 32      |          |            | Raichur    | 32.4      | 85 | 2.8 | 34.3        | 6.8 |
| 33      | 5579     | DHB-1301   | Coimbatore | 32.8      | 86 | 2.5 | 34.3        | 6.1 |
| 34      |          |            | Dharwad    | 34.8      | 87 | 3.5 | 35.1        | 6.8 |
| 35      |          |            | Lam        | 34.8      | 86 | 2.9 | 35.6        | 6.3 |
| 36      |          |            | Raichur    | 33.8      | 86 | 3.2 | 36.5        | 6.6 |

### Br03b – Preliminary Varietal Trial

| Sr. No. | Code No. | Entry Name           | Location     | UHML (mm) | UI | Mic | Str (g/tex) | E%   |
|---------|----------|----------------------|--------------|-----------|----|-----|-------------|------|
| 1       | 5581     | GBHV 183             | Aruppukottai | 28.2      | 85 | 4.6 | 31.2        | 6.3  |
| 2       |          |                      | Dharwad      | 29.0      | 87 | 4.1 | 30.9        | 6.3  |
| 3       |          |                      | Nandyal      | 24.7      | 83 | 4.1 | 26.4        | >7.0 |
| 4       |          |                      | Perambalur   | 25.5      | 83 | 4.7 | 27.4        | 6.0  |
| 5       | 5582     | Local Check          | Aruppukottai | 28.2      | 86 | 4.7 | 28.4        | 6.3  |
| 6       |          |                      | Dharwad      | 28.8      | 85 | 4.1 | 29.5        | >7.5 |
| 7       |          |                      | Nandyal      | 26.6      | 84 | 4.4 | 28.9        | >7.0 |
| 8       |          |                      | Perambalur   | 27.7      | 84 | 4.3 | 30.0        | 6.1  |
| 9       | 5583     | GTHV 13/17           | Aruppukottai | 26.6      | 84 | 4.6 | 28.6        | 6.3  |
| 10      |          |                      | Dharwad      | 26.8      | 83 | 4.5 | 28.9        | 6.9  |
| 11      |          |                      | Nandyal      | 24.0      | 81 | 4.6 | 25.8        | >7.0 |
| 12      |          |                      | Perambalur   | 25.8      | 83 | 4.4 | 28.0        | 6.3  |
| 13      | 5584     | SCS 1207             | Aruppukottai | 28.4      | 86 | 3.5 | 30.4        | 6.2  |
| 14      |          |                      | Dharwad      | 28.6      | 85 | 4.6 | 29.0        | 6.8  |
| 15      |          |                      | Nandyal      | 25.2      | 84 | 5.2 | 26.5        | >7.0 |
| 16      |          |                      | Perambalur   | 27.7      | 84 | 4.9 | 30.3        | 6.2  |
| 17      | 5585     | QC (Suraj)           | Aruppukottai | 30.9      | 87 | 4.5 | 33.0        | 6.4  |
| 18      |          |                      | Dharwad      | 32.5      | 87 | 4.8 | 34.2        | 6.3  |
| 19      |          |                      | Nandyal      | 28.5      | 86 | 3.7 | 31.7        | >7.0 |
| 20      |          |                      | Perambalur   | 30.0      | 87 | 4.8 | 31.2        | 6.2  |
| 21      | 5586     | Zonal Check (Sahana) | Aruppukottai | 31.1      | 87 | 4.0 | 31.9        | 6.3  |
| 22      |          |                      | Dharwad      | 27.9      | 82 | 4.6 | 29.2        | 6.9  |
| 23      |          |                      | Nandyal      | 25.5      | 82 | 3.8 | 25.4        | >7.0 |
| 24      |          |                      | Perambalur   | 26.8      | 83 | 4.4 | 27.8        | 6.1  |
| 25      | 5587     | SCS 1061             | Aruppukottai | 28.4      | 86 | 4.5 | 29.0        | 6.2  |

| Sr. No. | Code No. | Entry Name | Location     | UHML (mm) | UI | Mic | Str (g/tex) | E%   |
|---------|----------|------------|--------------|-----------|----|-----|-------------|------|
| 26      |          |            | Dharwad      | 26.8      | 83 | 4.8 | 27.3        | 6.9  |
| 27      |          |            | Nandyal      | 24.4      | 81 | 4.4 | 26.1        | >7.0 |
| 28      |          |            | Perambalur   | 26.7      | 85 | 4.9 | 29.3        | 6.0  |
| 29      | 5588     | GBHV 188   | Aruppukottai | 28.4      | 85 | 4.0 | 30.8        | 6.2  |
| 30      |          |            | Dharwad      | 27.4      | 83 | 4.4 | 28.9        | >7.0 |
| 31      |          |            | Nandyal      | 25.0      | 82 | 4.4 | 27.1        | >7.0 |
| 32      |          |            | Perambalur   | 27.0      | 85 | 5.2 | 29.1        | 6.1  |

Br04b CVT G. Hirsutum

| Sr. No. | Code No. | Entry Name           | Location     | UHML (mm) | UI | Mic | Str (g/tex) | E%   |
|---------|----------|----------------------|--------------|-----------|----|-----|-------------|------|
| 1       | 5591     | SCS 1062             | Aruppukottai | 29.3      | 87 | 5.0 | 29.7        | 6.1  |
| 2       |          |                      | Dharwad      | 28.7      | 86 | 4.2 | 31.7        | >7.0 |
| 3       |          |                      | Nandyal      | 25.9      | 83 | 3.9 | 27.9        | >7.0 |
| 4       |          |                      | Perambalur   | 27.5      | 83 | 5.1 | 29.3        | 6.1  |
| 5       | 5592     | QC (Suraj)           | Aruppukottai | 32.0      | 87 | 4.3 | 32.8        | 6.3  |
| 6       |          |                      | Dharwad      | 30.9      | 87 | 4.6 | 33.0        | >7.0 |
| 7       |          |                      | Nandyal      | 29.5      | 86 | 3.8 | 33.1        | >7.0 |
| 8       |          |                      | Perambalur   | 31.0      | 88 | 4.8 | 34.9        | 6.3  |
| 9       | 5593     | IH 11                | Aruppukottai | 27.2      | 84 | 4.2 | 29.5        | 6.2  |
| 10      |          |                      | Dharwad      | 27.9      | 83 | 3.2 | 28.8        | >7.0 |
| 11      |          |                      | Nandyal      | 24.7      | 79 | 3.7 | 22.6        | >7.0 |
| 12      |          |                      | Perambalur   | 25.8      | 84 | 4.9 | 28.0        | 6.1  |
| 13      | 5594     | LOCAL CHECK          | Aruppukottai | 30.7      | 86 | 4.6 | 31.3        | 6.3  |
| 14      |          |                      | Dharwad      | 28.2      | 84 | 4.6 | 30.7        | 6.4  |
| 15      |          |                      | Nandyal      | 27.7      | 81 | 4.1 | 26.5        | >7.0 |
| 16      |          |                      | Perambalur   | 26.7      | 84 | 5.4 | 29.1        | 6.1  |
| 17      | 5595     | BGDS 802             | Aruppukottai | 29.7      | 85 | 4.1 | 31.1        | 6.2  |
| 18      |          |                      | Dharwad      | 26.5      | 84 | 4.1 | 26.0        | >7.0 |
| 19      |          |                      | Nandyal      | 26.0      | 83 | 4.0 | 27.9        | >7.0 |
| 20      |          |                      | Perambalur   | 27.1      | 84 | 4.3 | 28.2        | 6.2  |
| 21      | 5596     | Zonal Check (Sahana) | Aruppukottai | 27.7      | 84 | 4.0 | 29.3        | 6.1  |
| 22      |          |                      | Dharwad      | 26.5      | 83 | 4.2 | 27.8        | >7.0 |
| 23      |          |                      | Nandyal      | 24.8      | 80 | 3.3 | 23.3        | >7.0 |
| 24      |          |                      | Perambalur   | 28.3      | 85 | 4.1 | 30.8        | 6.2  |

Br05b – Coordinated Hybrid Trial

| Sr. No. | Code No. | Entry Name          | Location     | UHML (mm) | UI | Mic | Str (g/tex) | E%   |
|---------|----------|---------------------|--------------|-----------|----|-----|-------------|------|
| 1       | 5601     | SHH 818             | Aruppukottai | 29.0      | 86 | 5.1 | 30.8        | 6.2  |
| 2       |          |                     | Dharwad      | 30.6      | 84 | 4.0 | 29.9        | >7.0 |
| 3       |          |                     | Nandyal      | 27.0      | 86 | 4.1 | 29.5        | >7.0 |
| 4       |          |                     | Perambalur   | 28.3      | 86 | 5.1 | 30.7        | 6.2  |
| 5       | 5602     | ARBHH 1452          | Aruppukottai | 30.6      | 86 | 4.3 | 32.2        | 6.3  |
| 6       |          |                     | Dharwad      | 31.6      | 87 | 3.7 | 30.4        | >7.0 |
| 7       |          |                     | Nandyal      | 28.6      | 83 | 3.5 | 29.9        | >7.0 |
| 8       |          |                     | Perambalur   | 29.0      | 87 | 4.7 | 32.1        | 6.2  |
| 9       | 5603     | NHH 715             | Aruppukottai | 29.9      | 88 | 5.0 | 31.4        | 6.3  |
| 10      |          |                     | Dharwad      | 29.3      | 85 | 4.0 | 29.1        | >7.0 |
| 11      |          |                     | Nandyal      | 26.7      | 83 | 4.1 | 29.1        | >7.0 |
| 12      |          |                     | Perambalur   | 28.2      | 86 | 5.0 | 29.9        | 6.3  |
| 13      | 5604     | Local Check         | Aruppukottai | 30.1      | 86 | 4.3 | 30.8        | 6.2  |
| 14      |          |                     | Dharwad      | 30.5      | 86 | 3.7 | 28.5        | >7.0 |
| 15      |          |                     | Nandyal      | 31.2      | 82 | 3.6 | 30.5        | >7.0 |
| 16      |          |                     | Perambalur   | 26.8      | 85 | 4.9 | 29.5        | 6.3  |
| 17      | 5605     | GTHH 217            | Aruppukottai | 29.1      | 87 | 4.5 | 30.6        | 6.1  |
| 18      |          |                     | Dharwad      | 32.6      | 87 | 3.3 | 32.1        | >7.0 |
| 19      |          |                     | Nandyal      | 25.3      | 81 | 4.0 | 27.1        | >7.0 |
| 20      |          |                     | Perambalur   | 31.3      | 86 | 4.8 | 30.4        | 6.1  |
| 21      | 5606     | Zonal Check (Bunny) | Aruppukottai | 32.9      | 86 | 4.4 | 32.3        | 6.2  |
| 22      |          |                     | Dharwad      | 27.9      | 84 | 3.5 | 27.3        | >7.0 |
| 23      |          |                     | Nandyal      | 28.4      | 85 | 4.2 | 27.6        | >7.0 |
| 24      |          |                     | Perambalur   | 28.4      | 84 | 4.3 | 29.3        | 6.2  |
| 25      | 5607     | ARBHH-1352          | Aruppukottai | 28.2      | 86 | 4.9 | 29.5        | 6.2  |
| 26      |          |                     | Dharwad      | 30.0      | 87 | 4.2 | 31.4        | >7.0 |
| 27      |          |                     | Nandyal      | 27.4      | 84 | 5.2 | 25.2        | >7.0 |
| 28      |          |                     | Perambalur   | 31.9      | 87 | 3.6 | 34.7        | 6.3  |

Br06b – Preliminary Varietal Trial Compact Genotypes

| Sr. No. | Code No. | Entry Name                           | Location   | UHML (mm) | UI | Mic | Str (g/tex) | E%   |
|---------|----------|--------------------------------------|------------|-----------|----|-----|-------------|------|
| 1       | 5611     | GSHV 171                             | Dharwad    | 26.6      | 84 | 3.9 | 27.3        | >7.0 |
| 2       |          |                                      | Nandyal    | 25.1      | 82 | 4.3 | 26.4        | >7.0 |
| 3       |          |                                      | Perambalur | 26.6      | 83 | 4.0 | 28.0        | 6.1  |
| 4       | 5612     | ANGC 1451                            | Dharwad    | 26.3      | 81 | 4.4 | 26.8        | >7.0 |
| 5       |          |                                      | Nandyal    | 23.5      | 80 | 4.3 | 22.6        | >7.0 |
| 6       |          |                                      | Perambalur | 26.2      | 84 | 4.3 | 27.5        | 6.1  |
| 7       | 5613     | CNH 111                              | Dharwad    | 25.9      | 85 | 5.4 | 28.1        | >7.0 |
| 8       |          |                                      | Nandyal    | 24.5      | 86 | 5.0 | 26.5        | >7.0 |
| 9       |          |                                      | Perambalur | 27.2      | 84 | 5.3 | 29.9        | 6.1  |
| 10      | 5614     | DSC-1351                             | Dharwad    | 26.8      | 80 | 4.2 | 27.6        | >7.0 |
| 11      |          |                                      | Nandyal    | 23.1      | 81 | 4.1 | 21.8        | >7.0 |
| 12      |          |                                      | Perambalur | 26.0      | 83 | 3.3 | 28.2        | 6.0  |
| 13      | 5615     | Local Check (Coded & Closer spacing) | Dharwad    | 27.9      | 84 | 4.4 | 30.8        | >7.0 |
| 14      |          |                                      | Nandyal    | 29.5      | 83 | 3.1 | 31.5        | >7.0 |
| 15      |          |                                      | Perambalur | 31.4      | 88 | 3.2 | 35.8        | 6.4  |
| 16      | 5616     | SCS 1206                             | Dharwad    | 30.0      | 83 | 3.0 | 30.8        | >7.0 |
| 17      |          |                                      | Nandyal    | 32.2      | 86 | 4.0 | 31.4        | >7.0 |
| 18      |          |                                      | Perambalur | 32.6      | 85 | 3.0 | 32.3        | 6.1  |
| 19      | 5617     | DSC-1451                             | Dharwad    | 27.0      | 79 | 4.6 | 26.0        | >7.0 |
| 20      |          |                                      | Nandyal    | 23.9      | 81 | 4.1 | 24.4        | >7.0 |
| 21      |          |                                      | Perambalur | 26.9      | 86 | 3.8 | 28.6        | 6.1  |
| 22      | 5618     | ARBC-1352                            | Dharwad    | 26.9      | 85 | 3.7 | 27.9        | >7.0 |
| 23      |          |                                      | Nandyal    | 25.9      | 82 | 4.7 | 27.3        | >7.0 |
| 24      |          |                                      | Perambalur | 27.3      | 84 | 3.2 | 30.0        | 6.1  |
| 25      | 5619     | ARBC-1452                            | Dharwad    | 26.9      | 85 | 4.3 | 27.9        | 6.9  |
| 26      |          |                                      | Nandyal    | 26.4      | 80 | 4.6 | 26.6        | >7.0 |
| 27      |          |                                      | Perambalur | 27.0      | 81 | 4.9 | 28.0        | 6.2  |
| 28      | 5620     | ANGC 1452                            | Dharwad    | 27.0      | 80 | 4.3 | 26.7        | 6.8  |
| 29      |          |                                      | Nandyal    | 27.7      | 85 | 4.7 | 29.4        | >7.0 |
| 30      |          |                                      | Perambalur | 27.3      | 86 | 4.4 | 28.0        | 6.2  |

Br24b – Coordinated Varietal Trial G. arboretum

| Sr. No. | Code No. | Entry Name            | Location   | UHML (mm)           | UI | Mic | Str (g/tex) | E%   |
|---------|----------|-----------------------|------------|---------------------|----|-----|-------------|------|
| 1       | 5621     | ARBa 1401             | Dharwad    | 25.8                | 79 | 5.5 | 26.8        | 6.9  |
| 2       |          |                       | Kovilpatti | Sample Insufficient |    |     |             |      |
| 3       |          |                       | Nandyal    | Sample Insufficient |    |     |             |      |
| 4       | 5622     | Zonal Check (DLSa 17) | Dharwad    | 28.7                | 84 | 4.9 | 30.1        | >7.0 |
| 5       |          |                       | Kovilpatti | 29.3                | 82 | 5.1 | 32.1        | 6.2  |
| 6       |          |                       | Nandyal    | 28.8                | 81 | 5.1 | 29.6        | >7.0 |
| 7       | 5623     | CAN 449               | Dharwad    | 26.0                | 82 | 5.3 | 27.6        | 6.9  |
| 8       |          |                       | Kovilpatti | 25.1                | 83 | 5.5 | 27.0        | 6.3  |
| 9       |          |                       | Nandyal    | 25.5                | 81 | 5.5 | 27.0        | >7.0 |
| 10      | 5624     | JLA-0603              | Dharwad    | 26.1                | 80 | 5.3 | 28.3        | 5.7  |
| 11      |          |                       | Kovilpatti | 27.1                | 85 | 6.3 | 29.8        | 6.3  |
| 12      |          |                       | Nandyal    | 25.0                | 82 | 5.5 | 27.0        | >7.0 |
| 13      | 5625     | GAM-198               | Dharwad    | 27.0                | 84 | 5.6 | 27.7        | 6.3  |
| 14      |          |                       | Kovilpatti | 27.2                | 82 | 5.7 | 29.3        | 6.1  |
| 15      |          |                       | Nandyal    | 26.7                | 83 | 5.2 | 27.2        | >7.0 |
| 16      | 5626     | Local Check           | Dharwad    | 26.2                | 83 | 5.4 | 28.5        | 6.8  |
| 17      |          |                       | Kovilpatti | 27.5                | 85 | 5.9 | 30.1        | 6.1  |
| 18      |          |                       | Nandyal    | 25.2                | 83 | 5.5 | 26.8        | >7.0 |
| 19      | 5627     | DWDa1402              | Dharwad    | 28.1                | 84 | 5.3 | 31.0        | 5.6  |
| 20      |          |                       | Kovilpatti | 26.6                | 81 | 5.5 | 28.7        | 6.2  |
| 21      |          |                       | Nandyal    | 28.1                | 84 | 5.1 | 30.8        | >7.0 |
| 22      | 5628     | PA 740                | Dharwad    | 28.3                | 83 | 5.3 | 31.2        | 6.2  |
| 23      |          |                       | Kovilpatti | 29.6                | 86 | 5.6 | 33.3        | 6.2  |
| 24      |          |                       | Nandyal    | 27.4                | 82 | 3.5 | 30.0        | >7.0 |
| 25      | 5629     | GAM 29                | Dharwad    | 27.3                | 84 | 5.6 | 29.8        | 6.9  |
| 26      |          |                       | Kovilpatti | 26.6                | 82 | 5.6 | 29.0        | 6.2  |
| 27      |          |                       | Nandyal    | 24.9                | 81 | 5.5 | 25.7        | >7.0 |
| 28      | 5630     | AKA 2008-7            | Dharwad    | 25.8                | 83 | 5.9 | 27.9        | 5.6  |
| 29      |          |                       | Kovilpatti | 26.6                | 83 | 5.8 | 29.2        | 6.2  |
| 30      |          |                       | Nandyal    | 25.6                | 84 | 5.2 | 27.7        | >7.0 |

## Annexure I: Technical programme of ICAR-AICRP on Cotton trials

### NATIONAL TRIALS

Br. 02a - IET- *G. hirsutum* (IRRIGATED)

Design: RBD; Rows: 2 (6 m length); Reps: 3; Seed Qty: 120 g X 20+2

| S. No | Code No | Name of Entry                          | Sponsor               | Locations      | Local Check (2 pkts) |
|-------|---------|--|-----------------------|----------------|----------------------|
| 1.    | 501     | ARBH-1501                              | UAS, Arabhavi         | SGNR           | RS 2013              |
| 2.    | 502     | TSH 321                                | TNAU, Srivilliputhur  | Hisar          | H 1236               |
| 3.    | 503     | CSH 2932                               | CICR, Sirsa           | Faridkot       | F 2228               |
| 4.    | 504     | GSHV-173                               | NAU, Surat            | Bathinda       | F 2228               |
| 5.    | 505     | CNH 147-1                              | CICR, Nagpur          | Sirsa (C)      | H 1236               |
| 6.    | 506     | RAH 1069                               | UAS, Raichur          | Kanpur         | Vikas                |
| 7.    | 507     | Local Check                            |                       | Banswara       | WagadKalyan          |
| 8.    | 508     | F 2522                                 | PAU, Faridkot         | Khandwa        | JK 4                 |
| 9.    | 509     | ARBH-1502                              | UAS, Arabhavi         | Surat          | G.Cot. 20            |
| 10.   | 510     | HS 295                                 | CCSHAU, Sirsa         | Talod          | G.Cot. 20            |
| 11.   | 511     | PBH 29                                 | PAU, Bhatinda         | Junagadh       | G.Cot. 20            |
| 12.   | 512     | RB-602                                 | ARS, Banswara         | Rahuri         | RHC 688              |
| 13.   | 513     | CPD-1501                               | UAS, Dharwad          | Bhawanipatna   | Surabhi              |
| 14.   | 514     | Zonal Check (H 1300/<br>CNHO 12/Suraj) |                       | Raichur        | Sahana               |
| 15.   | 515     | SHM-55                                 | SIMA CDRA, Coimbatore | B'Gudi         | Sahana               |
| 16.   | 516     | CSH 2920                               | CICR, Sirsa           | Lam            | L 604                |
| 17.   | 517     | BGDS 1055                              | UAS, B'Gudi           | Coimbatore     | MCU. 13              |
| 18.   | 518     | F 2532                                 | PAU, Faridkot         | Srivilliputhur | SVPR. 4              |
| 19.   | 519     | CNH 126                                | CICR, Nagpur          | Arabhavi       | Sahana               |
| 20.   | 520     | GJHV-517                               | JAU, Junagarh         | Chamrajnagar   | Sahana               |
| 21.   | 521     | H 1478                                 | CCSHAU, Hisar         |                |                      |
| 22.   | 522     | RS 2815                                | ARS, Sriganaganagar   |                |                      |
| 23.   | 523     | Quality Check(F<br>2164/Suraj/Suraj)   |                       |                |                      |
| 24.   | 524     | RAH 1271                               | UAS, Raichur          |                |                      |
| 25.   | 525     | CPD-1502                               | UAS, Dharwad          |                |                      |
| 26.   | 526     | TCH 1716                               | TNAU, Coimbatore      |                |                      |
| 27.   | 527     | CCH 15-1                               | CICR, Coimbatore      |                |                      |
| 28.   | 528     | HS 296                                 | CCSHAU, Sirsa         |                |                      |
| 29.   | 529     | GSHV-172                               | NAU, Surat            |                |                      |
| 30.   | 530     | TSH 322                                | TNAU, Srivilliputhur  |                |                      |
| 31.   | 531     | PBH 21                                 | PAU, Bhatinda         |                |                      |
| 32.   | 532     | BGDS 1033                              | UAS, B'Gudi           |                |                      |
| 33.   | 533     | GJHV-519                               | JAU, Junagarh         |                |                      |
| 34.   | 534     | RS 2797                                | ARS, Sriganaganagar   |                |                      |
| 35.   | 535     | TCH 1824                               | TNAU, Coimbatore      |                |                      |
| 36.   | 536     | L – 799                                | ANGRAU, Lam           |                |                      |
| 37.   | 537     | RB-601                                 | ARS, Banswara         |                |                      |
| 38.   | 538     | CCH 15-2                               | CICR, Coimbatore      |                |                      |

**Br. 02 b - IET- *G. hirsutum* (RAINFED)**

Design: RBD; Rows: 2 (6 m length); Reps: 3; Seed Qty: 120 g X 10 + 2

| S. No | Code No | Name of Entry                | Sponsor          | Locations  | Local Check (2) |
|-------|---------|------------------------------|------------------|------------|-----------------|
| 1.    | 551     | RAH 1271                     | UAS, Raichur     | Banswara   | Wagad Kalyan    |
| 2.    | 552     | CNH07-16                     | CICR, Nagpur     | Bharuch    | G.Cot.16        |
| 3.    | 553     | AKH-09-5                     | PDKV, Akola      | Indore     | Vikram          |
| 4.    | 554     | BGDS 1033                    | UAS, B'Gudi      | Akola      | AKH 8828        |
| 5.    | 555     | CCH 15-3                     | CICR, Coimbatore | Nanded     | NH 545          |
| 6.    | 556     | Quality Check (Suraj)        |                  | Nagpur [C] | AKH 8828        |
| 7.    | 557     | CNH 1123                     | CICR, Nagpur     | Dharwad    | ARBH 813        |
| 8.    | 558     | CPD-1551                     | UAS, Dharwad     | Nandyal    | Siva Nandi      |
| 9.    | 559     | ARBH-1551                    | UAS, Arabhavi    | Kovilpatti | KC 3            |
| 10.   | 560     | NDLH – 2028-2                | ANGRAU, Nandyal  | Perambalur | KC 3            |
| 11.   | 561     | CNH 1122                     | CICR, Nagpur     |            |                 |
| 12.   | 562     | BGDS 1055                    | UAS, B'Gudi      |            |                 |
| 13.   | 563     | RAH 1069                     | UAS, Raichur     |            |                 |
| 14.   | 564     | CPD-1552                     | UAS, Dharwad     |            |                 |
| 15.   | 565     | Local Check                  |                  |            |                 |
| 16.   | 566     | NDLH – 2005-4                | ANGRAU, Nandyal  |            |                 |
| 17.   | 567     | GBHV-198                     | NAU, Bharuch     |            |                 |
| 18.   | 568     | ARBH-1552                    | UAS, Arabhavi    |            |                 |
| 19.   | 569     | H 1464                       | CCSHAU, Hisar    |            |                 |
| 20.   | 570     | PH 1070                      | VNMKV, Nanded    |            |                 |
| 21.   | 571     | Zonal Check (NH 615/ Sahana) |                  |            |                 |
| 22.   | 572     | CNH09-9                      | CICR, Nagpur     |            |                 |
| 23.   | 573     | IH 11-10                     | RVSKVV, Indore   |            |                 |
| 24.   | 574     | GBHV-195                     | NAU, Bharuch     |            |                 |
| 25.   | 575     | CCH 15-4                     | CICR, Coimbatore |            |                 |

**Br. 05 a - PHT- Intrahir-Hybrid**

Design: RBD; Rows: 2 (6 m length); Reps: 3; Seed Qty: 100 g X 24

| S. No | Code No | Name of Entry                            | Sponsor                | Locations               | Local Check (2) |
|-------|---------|--|------------------------|-------------------------|-----------------|
| 1.    | 601     | MRC 7399                                 | Mahyco                 | SGNR                    | Maru Vikas      |
| 2.    | 602     | ARBHH-1501                               | UAS, Arabhavi          | Faridkot                | LHH 144         |
| 3.    | 603     | LAHH 29                                  | ANGRAU, Lam            | Bhatinda                | LHH 144         |
| 4.    | 604     | 25D14                                    | Dhanlaxmi Crop Science | Abohar (Bioseeds)       | LHH 144         |
| 5.    | 605     | ACH-152                                  | Ajeet Seeds Ltd        | Hisar                   | HHH 223         |
| 6.    | 606     | FHH 269                                  | PAU, Faridkot          | Kanpur                  | CSHH 243        |
| 7.    | 607     | BGDHH 632                                | UAS, B'Gudi            | Banswara                | H 8             |
| 8.    | 608     | RAHH 630                                 | UAS, Raichur           | Surat                   | G.Cot.Hy.12     |
| 9.    | 609     | GTHH-217                                 | SDAU, Talod            | Talod                   | G.Cot.Hy.12     |
| 10.   | 610     | RHH-1215                                 | MPKV, Rahuri           | Junagadh                | G.Cot. Hy. 12   |
| 11.   | 611     | DHH-1501                                 | UAS, Dharwad           | Himmatnagar (Dhanlaxmi) | G.Cot.Hy.12     |
| 12.   | 612     | BCHH 7588                                | Bioseeds               | Rahuri                  | Phule 492       |
| 13.   | 613     | GJHH-7                                   | JAU, Junagadh          | Nagpur (Ankur)          | NHH 44          |
| 14.   | 614     | Zonal Check (CSHH 198/ Ankur 651/ Bunny) |                        | Jalna (Mahyco)          | NHH 44          |
| 15.   | 615     | FHH 272                                  | PAU, Faridkot          | Gangapur (Ajeet)        | NHH 44          |
| 16.   | 616     | RAHH 671                                 | UAS, Raichur           | Aurangabad (JK)         | NHH 44          |
| 17.   | 617     | CSHG 2911                                | CICR, Sirsa            | Bhawanipatna            | Bunny           |
| 18.   | 618     | GSHH-2737                                | NAU, Surat             | Lam                     | LAHH 5          |
| 19.   | 619     | HHH 496                                  | CCSHAU, Hisar          | Coimbatore              | Mallika         |
| 20.   | 620     | RHH-1121                                 | MPKV, Rahuri           | Srivilliputhur          | Mallika         |
| 21.   | 621     | Local Check                              |                        | B' Gudi                 | DHH 263         |
| 22.   | 622     | Ankur 4252                               | Ankur Seeds            | Raichur                 | DHH 263         |
| 23.   | 623     | GJHH-5                                   | JAU, Junagadh          | Arabhavi                | DHH 263         |
| 24.   | 624     | GSGHH-630                                | NAU, Surat             | Dharwad (VRDC KSSC)     | DHH 263         |
| 25.   | 625     | LAHH 28                                  | ANGRAU, Lam            |                         |                 |
| 26.   | 626     | BGDHH 697                                | UAS, B'Gudi            |                         |                 |



**Br. 05 b PHT- Intrahir-Hybrid**

Design: RBD, Rows: 2 (6 m length); Reps: 3; Seed qty: 100 g X 13

| S. No | Code No | Name of Entry                  | Sponsor         | Locations          | Local Check (2) |
|-------|---------|--------------------------------|-----------------|--------------------|-----------------|
| 1.    | 651     | BGDHH 697                      | UAS, B'Gudi     | Indore             | JK Hy 3         |
| 2.    | 652     | RAHH 630                       | UAS, Raichur    | Nanded             | NHH 44          |
| 3.    | 653     | ACH-151                        | Ajeet Seeds Ltd | Jalna (Mahyco)     | NHH 44          |
| 4.    | 654     | DHH-1551                       | UAS, Dharwad    | Aurangabad (Zuari) | NHH 44          |
| 5.    | 655     | GTHH-215                       | SDAU, Talod     | Akola              | PKV Hy 2        |
| 6.    | 656     | NHH 719                        | VNMKV, Nanded   | Hansot             | G.Cot.Hy.12     |
| 7.    | 657     | ARBHH-1551                     | UAS, Arabhavi   | Dharwad            | DHH 263         |
| 8.    | 658     | Zonal Check (Ankur 651/ Bunny) |                 | Raichur            | DHH 263         |
| 9.    | 659     | NCS 5657                       | Nuziveedu       | Garag (JK)         | DHH 263         |
| 10.   | 660     | BGDHH 632                      | UAS, B'Gudi     | Nandyal            | LAHH 5          |
| 11.   | 661     | RAHH 671                       | UAS, Raichur    | Parigi (Nuzi)      | LAHH 5          |
| 12.   | 662     | CAHH-275                       | PDKV, Akola     | Perambalur         | Mallika         |
| 13.   | 663     | Local Check                    |                 | Kovilpatti         | Mallika         |
| 14.   | 664     | DHH-1552                       | UAS, Dharwad    |                    |                 |
| 15.   | 665     | ARBHH-1552                     | UAS, Arabhavi   |                    |                 |

**Br. 06 a – IET of Compact genotypes under irrigated condition**

| <b>S. No.</b> | <b>Code No.</b> | <b>Genotype</b>              | <b>Sponsor</b>   | <b>Location</b> | <b>Local Check (2)</b> |
|---------------|-----------------|------------------------------|------------------|-----------------|------------------------|
| 1.            | 701             | RAHC 1019                    | UAS, Raichur     | Faridkot        | F 2383                 |
| 2.            | 702             | CNH 140-1                    | CICR, Nagpur     | Hisar           | H 1098-I               |
| 3.            | 703             | CSH-5038                     | CICR, Sirsa      | Sriganganagar   | RS 875                 |
| 4.            | 704             | ARBC 1501                    | UAS, Dharwad     | Talod           | G. Cot. 20             |
| 5.            | 705             | RS 2814                      | SGNR             | Bhawanipatna    | Suraj                  |
| 6.            | 706             | CCH 15-5                     | CICR, Coimbatore | Rahuri          | Phule 688              |
| 7.            | 707             | ANGC 1501                    | UAS, Dharwad     | Coimbatore      | Suraj                  |
| 8.            | 708             | CSH-6109                     | CICR, Sirsa      | Raichur         | RAH 100                |
| 9.            | 709             | DSC-1501                     | UAS, Dharwad     | Lam             | L 604                  |
| 10.           | 710             | GSHV 171                     | NAU, Surat       |                 |                        |
| 11.           | 711             | Local Check (Closer spacing) |                  |                 |                        |
| 12.           | 712             | TCH 1876                     | TNAU, Coimbatore |                 |                        |
| 13.           | 713             | PBH 19                       | PAU, Bhatinda    |                 |                        |
| 14.           | 714             | LHDP 1                       | ANGRAU, Lam      |                 |                        |
| 15.           | 715             | CNH 95-4                     | CICR, Nagpur     |                 |                        |
| 16.           | 716             | GTHV-13/28                   | SDAU, Talod      |                 |                        |
| 17.           | 717             | ANGC 1502                    | UAS, Dharwad     |                 |                        |
| 18.           | 718             | ARBC 1502                    | UAS, Dharwad     |                 |                        |
| 19.           | 719             | DSC 1502                     | UAS, Dharwad     |                 |                        |
| 20.           | 720             | CCH 15-6                     | CICR, Coimbatore |                 |                        |
| 21.           | 721             | H 1490                       | CCSHAU, Hisar    |                 |                        |
| 22.           | 722             | RAHC 1017                    | UAS, Raichur     |                 |                        |
| 23.           | 723             | CSH-3158                     | CICR, Sirsa      |                 |                        |
| 24.           | 724             | RS 2821                      | SGNR             |                 |                        |
| 25.           |                 | Local Check (Normal spacing) |                  |                 |                        |

**Br. 06 b – Initial Evaluation of Compact genotypes under rainfed condition**

| S. No. | Code No | Genotype                        | Sponsor          | Location   | Local Check (2) |
|--------|---------|---------------------------------|------------------|------------|-----------------|
| 1.     | 731     | RAHC 1017                       | UAS, Raichur     | Akola      | AKH 8828        |
| 2.     | 732     | CNH 09-7                        | CICR, Nagpur     | Nanded     | NH 615          |
| 3.     | 733     | CNH 20                          | CICR, Nagpur     | Indore     | JK 4            |
| 4.     | 734     | LHDP 1                          | ANGRAU, Lam      | Surat      | G.Cot.20        |
| 5.     | 735     | GSHV-180                        | NAU, Surat       | Kovilpatti | KC 3            |
| 6.     | 736     | Local Check<br>(Closer spacing) |                  | Nandyal    | Siva Nandi      |
| 7.     | 737     | DSC 1552                        | UAS, Dharwad     | Dharwad    | ARBH 813        |
| 8.     | 738     | CNH 1560                        | CICR, Nagpur     |            |                 |
| 9.     | 739     | ARBC 1551                       | UAS, Dharwad     |            |                 |
| 10.    | 740     | CNH 131                         | CICR, Nagpur     |            |                 |
| 11.    | 741     | GTHV-13/32                      | SDAU, Talod      |            |                 |
| 12.    | 742     | GISV -272                       | NAU, Surat       |            |                 |
| 13.    | 743     | CCH 15-7                        | CICR, Coimbatore |            |                 |
| 14.    | 744     | CNH 09-5                        | CICR, Nagpur     |            |                 |
| 15.    | 745     | RAHC 1019                       | UAS, Raichur     |            |                 |
| 16.    | 746     | CNH 1124                        | CICR, Nagpur     |            |                 |
| 17.    | 747     | CCH 15-8                        | CICR, Coimbatore |            |                 |
| 18.    | 748     | DSC-1551                        | UAS, Dharwad     |            |                 |
| 19.    | 749     | AKH-780                         | PDKV, Akola      |            |                 |
| 20.    |         | Local Check<br>(Normal spacing) |                  |            |                 |

**Br 12 a. IET OF *G. barbadense***

Design: RBD; Row: 2 (6 m length); Reps: 4; Seed qty: 75 g X 5+2

| S. No | Code No | Name of Entry | Sponsor       | Locations  |
|-------|---------|---------------|---------------|------------|
| 1.    | 751     | DB-1502       | UAS, Dharwad  | Surat      |
| 2.    | 752     | ARBB-1501     | UAS, Arabhavi | Rahuri     |
| 3.    | 753     | CCB-11a       | CICR, CBE     | Coimbatore |
| 4.    | 754     | DB-1501       | UAS, Dharwad  | Dharwad    |
| 5.    | 755     | Suvin (CC)    |               | Lam        |
| 6.    | 756     | ARBB-1502     | UAS, Arabhavi |            |
| 7.    | 757     | CCB-44        | CICR, CBE     |            |

**Br. 15 a - PHT- Interspecific -Hybrid (hir x barb)**

Design: RBD; Rows: 2 (6 m length); Reps: 3; Seed Qty: 150 g X 11

| S. No | Code No | Name of Entry | Sponsor          | Locations          | Local Check (2) |
|-------|---------|---------------|------------------|--------------------|-----------------|
| 1.    | 761     | RHB-1243      | MPKV, Rahuri     | Anand              | G.Cot.Hy.102    |
| 2.    | 762     | DHB-1501      | UAS, Dharwad     | Rahuri             | Phule 388       |
| 3.    | 763     | ARBHB-1502    | UAS, Arabhavi    | Banswara           | DCH 32          |
| 4.    | 764     | Ankur Nandini | Ankur Seeds      | Lam                | DHB 915         |
| 5.    | 765     | ARBHB-1501    | UAS, Arabhavi    | Dharwad            | DHB 915         |
| 6.    | 766     | CCHB-54       | CICR, Coimbatore | Coimbatore         | TCHB 213        |
| 7.    | 767     | Local Check   |                  | Srivilliputhur     | TCHB 213        |
| 8.    | 768     | DCH 32 (CC)   |                  | Raichur            | DHB 915         |
| 9.    | 769     | DHB-1502      | UAS, Dharwad     | Ranebennur (Ankur) | DHB 915         |
| 10.   | 770     | RHB-1008      | MPKV, Rahuri     | Chamrajnagar       | DHB 915         |
| 11.   |         |               |                  | Dharwad (KSSC)     | DHB 915         |

**Br. 22 a/b IET-G. arboreum**

| S. No | Code No | Entry                               | Sponsored by       | Locations  | Local Check (2) |
|-------|---------|-------------------------------------|--------------------|------------|-----------------|
| 1.    | 801     | JLA-0804                            | MPKV, Jalgaon      | SGNR       | RG 8            |
| 2.    | 802     | GAM-231                             | JAU, Amreli        | Faridkot   | LD 694          |
| 3.    | 803     | PA 801                              | VNMKV, Parbhani    | Kanpur     | CISA 310        |
| 4.    | 804     | CNA-2023                            | CICR, Nagpur       | Bathinda   | LD 694          |
| 5.    | 805     | ARBa-1502                           | UAS, Arabhavi      | Hisar      | HD 432          |
| 6.    | 806     | CNA 2019                            | CICR, Nagpur       | Sirsa (C)  | CISA 310        |
| 7.    | 807     | RG 784                              | ARS, Sriganganagar | Khandwa    | AKA 7           |
| 8.    | 808     | CSA 1028                            | CICR, Sirsa        | Amreli     | G.Cot.19        |
| 9.    | 809     | Zonal Check (FDK 124/AKA 7/DLSa 17) |                    | Akola      | AKA. 8          |
| 10.   | 810     | FDK 260                             | PAU, Faridkot      | Parbhani   | PA 402          |
| 11.   | 811     | ARBa-1501                           | UAS, Arabhavi      | Jalgaon    | JLA 794         |
| 12.   | 812     | PBD 6                               | PAU, Bhatinda      | Nagpur (C) | AKA. 8          |
| 13.   | 813     | PA 812                              | VNMKV, Parbhani    | Dharwad    | AK 235          |
| 14.   | 814     | NDLA - 3089                         | ANGRAU, Nandyal    | Raichur    | AK 235          |
| 15.   | 815     | CSA 2043                            | CICR, Sirsa        | Nandyal    | Yaganti         |
| 16.   | 816     | DWDa-1501                           | UAS, Dharwad       | Kovilpatti | K. 11           |
| 17.   | 817     | CCA-2003                            | CICR, Coimbatore   |            |                 |
| 18.   | 818     | AKA-209                             | PDKV, Akola        |            |                 |
| 19.   | 819     | FDK 259                             | PAU, Faridkot      |            |                 |
| 20.   | 820     | Local Check                         |                    |            |                 |
| 21.   | 821     | DWDa-1502                           | UAS, Dharwad       |            |                 |
| 22.   | 822     | RG 778                              | ARS, Sriganganagar |            |                 |
| 23.   | 823     | NDLA - 3094                         | ANGRAU, Nandyal    |            |                 |
| 24.   | 824     | CISA 6-123                          | CICR, Sirsa        |            |                 |
| 25.   | 825     | GAM-235                             | JAU, Amreli        |            |                 |
| 26.   | 826     | PBD 17                              | PAU, Bhatinda      |            |                 |
| 27.   | 827     | HD 524                              | CCS HAU, Hisar     |            |                 |
| 28.   | 828     | JLA-0906                            | MPKV, Jalgaon      |            |                 |

**Br. 25 a/b PHT - Desi Hybrid**

Design: RBD; Rows: 2 (6 m length); Reps: 3; Seed Qty: 100 g X 15

| S. No | Code No | Name of Entry                        | Sponsor       | Locations              | Local Check (2) |
|-------|---------|--------------------------------------|---------------|------------------------|-----------------|
| 1.    | 851     | CISAA 14-32                          | CICR, Sirsa   | SGNR                   | RAJ DH. 9       |
| 2.    | 852     | GSGDH-521                            | NAU, Surat    | Faridkot               | FMDH 9          |
| 3.    | 853     | Zonal Check (CISAA 2-NZ; NACH 12-CZ) |               | Bhatinda               | FMDH 9          |
| 4.    | 854     | AKDH-101                             | PDKV, Akola   | Hisar                  | AAH 1           |
| 5.    | 855     | CISAA 14-31                          | CICR, Sirsa   | Kanpur (I)             | RAJ DH. 9       |
| 6.    | 856     | NACH-436                             | Nirmal Seeds  | Surat                  | G.Cot.MDH-11    |
| 7.    | 857     | Local Check                          |               | Amreli                 | G.Cot.MDH-11    |
| 8.    | 858     | BDAA 011                             | Bioseeds      | Bharuch                | G.Cot.MDH-11    |
| 9.    | 859     | AAH 37                               | CCSHAU, Hisar | Pachora (Nirmal Seeds) | PDKVDH.1        |
| 10.   | 860     | Swadeshi 9                           | Ankur Seeds   | Akola                  | PDKVDH.1        |
| 11.   |         |                                      |               | Parbhani               | PDKVDH.1        |
| 12.   |         |                                      |               | Nagpur (C)             | PDKVDH.1        |
| 13.   |         |                                      |               | Malkapur (Ankur)       | PDKVDH.1        |
|       |         |                                      |               | Aurangabad (Bioseed)   | PDKVDH.1        |
|       |         |                                      |               | Sirsa (C)              | CICR-2          |

**Br. 32b IET of *G. herbaceum***

Design: RBD; Rows: 2 (6 m length); Reps: 3; Seed Qty: 120 g X 5 + 2

| S.No | Code No | Name of Entry                  | Sponsor       | Locations | Local Check (2) |
|------|---------|--------------------------------|---------------|-----------|-----------------|
| 1.   | 861     | GShv-332/11                    | NAU, Surat    | Surat     | GN.Cot.25       |
| 2.   | 862     | GBhv- 297                      | NAU, Bharuch  | Bharuch   | GN.Cot.25       |
| 3.   | 863     | RAHS 813                       | UAS, B'Gudi   | Dharwad   | Jayadhar        |
| 4.   | 864     | Local Check                    |               | Raichur   | RAHS 14         |
| 5.   | 865     | GShv-293/11                    | NAU, Surat    | Viramgam  | ADC 1           |
| 6.   | 866     | GShv-280/11                    | NAU, Surat    |           |                 |
| 7.   | 867     | GShv-300/11                    | NAU, Surat    |           |                 |
| 8.   | 868     | GBhv- 299                      | NAU, Bharuch  |           |                 |
| 9.   | 869     | GVhv-655                       | AAU, Viramgam |           |                 |
| 10.  | 870     | RAHS 814                       | UAS, B'Gudi   |           |                 |
| 11.  | 871     | RAHS 812                       | UAS, Raichur  |           |                 |
| 12.  | 872     | ANGh-1502                      | UAS, Annigeri |           |                 |
| 13.  | 873     | Zonal Check (G Cot 23/DDhc 11) |               |           |                 |
| 14.  | 874     | ANGh-1501                      | UAS, Annigeri |           |                 |
| 15.  | 875     | DWDh-1501                      | UAS, Dharwad  |           |                 |
| 16.  | 876     | RAHS 811                       | UAS, Raichur  |           |                 |
| 17.  | 877     | DWDh-1502                      | UAS, Dharwad  |           |                 |
| 18.  | 878     | 2388/99                        | NAU, Bharuch  |           |                 |
| 19.  | 879     | GBhv- 301                      | NAU, Bharuch  |           |                 |
| 20.  | 880     | GBhv- 300                      | NAU, Bharuch  |           |                 |

## NORTH ZONE TRIAL

### Br-03 a

Design: RBD; Reps: 3; Rows: 4 (6 m length); Seed qty: 200 g X 6

| S.No | Code No | Name of Entry           | Locations     | Local Check (2) |
|------|---------|-------------------------|---------------|-----------------|
| 1.   | 5001    | CSH 3088                | Sriganganagar | RS-2013         |
| 2.   | 5002    | RS 2765                 | Kanpur        | Vikas           |
| 3.   | 5003    | Quality Check (F 2164)  | Faridkot      | F 2228          |
| 4.   | 5004    | LH 2232                 | Bathinda      | F 2228          |
| 5.   | 5005    | Zonal Check (H 1300)    | Hisar         | H 1236          |
| 6.   | 5006    | Su-Flum                 | Sirsa – HAU   | H 1236          |
| 7.   | 5007    | F 2501                  |               |                 |
| 8.   | 5008    | HS 294                  |               |                 |
| 9.   | 5009    | F 2296                  |               |                 |
| 10.  | 5010    | Local Check             |               |                 |
| 11.  | 5011    | PBH 13                  |               |                 |
| 12.  | 5012    | CSH 3232                |               |                 |
| 13.  | 5013    | Shakti Sultan (SSGR105) |               |                 |

### Br-05a

Design: RBD; Reps: 4; Rows: 4 (6 m length); Seed qty: 200 g X 6

| S.No | Code No | Name of Entry         | Locations               | Local Check (2) |
|------|---------|-----------------------|-------------------------|-----------------|
| 1.   | 5021    | HHH 495               | Sriganganagar           | Maru vikas      |
| 2.   | 5022    | 25D11                 | Bathinda                | LHH 144         |
| 3.   | 5023    | HSHH 32               | Faridkot                | LHH 144         |
| 4.   | 5024    | FHH 261               | Hisar                   | HHH 223         |
| 5.   | 5025    | GTHH 215              | Sirsa (C)               | CSHH 243        |
| 6.   | 5026    | HHH 494               | Hanumangarh (Dhanlaxmi) | CSHH 243        |
| 7.   | 5027    | Local Check           |                         |                 |
| 8.   | 5028    | Zonal Check (CSHH198) |                         |                 |
| 9.   | 5029    | CSHH-2012             |                         |                 |



## NORTH ZONE TRIAL

### Br-06a

Design: RBD; Reps: 4; Rows: 8 (6 m length); Seed qty: 500 g X 5

Spacing: 67.5 X 10 cm (NZ)

| S.No | Code No | Name of Entry                        | Locations     | Local Check (2) |
|------|---------|--------------------------------------|---------------|-----------------|
| 1.   | 5031    | RS 2718                              | Sriganganagar | RS 875          |
| 2.   | 5032    | CSH 73                               | Faridkot      | F 2383          |
| 3.   | 5033    | RS 2727                              | Hisar         | H 1098-i        |
| 4.   | 5034    | Local Check (Coded & Closer spacing) | Bhatinda      | F 2383          |
| 5.   | 5035    | PBH 3                                | Sirsa (CICR)  | H 1098-i        |
| 6.   | 5036    | CSH 3113                             |               |                 |
| 7.   | 5037    | RS 2734                              |               |                 |
| 8.   | 5038    | CSH 3178                             |               |                 |
| 9.   | 5039    | H 1465                               |               |                 |
| 10.  |         | Local Check (Recommended spacing)    |               |                 |

### Br-24 a

Design: RBD; Reps: 4; Rows: 4 (6 m length); Seed qty: 200 g X 6

| S.No | Code No | Name of Entry         | Locations     | Local Check (2) |
|------|---------|-----------------------|---------------|-----------------|
| 1.   | 5041    | LD 1026               | Kanpur        | CAD 4           |
| 2.   | 5042    | HD 514                | Sriganganagar | RG 8            |
| 3.   | 5043    | Zonal Check (FDK 124) | Hisar         | HD-432          |
| 4.   | 5044    | CISA 6-2              | Faridkot      | LD 694          |
| 5.   | 5045    | Local Check           | Bhatinda      | LD 694          |
| 6.   | 5046    | RG 776                | Sirsa (CICR)  | CICR-3          |
| 7.   | 5047    | LD 1019               |               |                 |

### CENTRAL ZONE TRIAL

#### Br-03 a

Design: RBD; Reps: 3; Rows: 4 (6 m length); Seed qty: 200 g X 5

| S.No | Code No | Name of Entry         | Locations    | Local Check (2) |
|------|---------|-----------------------|--------------|-----------------|
| 1.   | 5101    | GJHV 497              | Surat        | G. Cot 20       |
| 2.   | 5102    | Quality Check (Suraj) | Talod        | G. Cot 20       |
| 3.   | 5103    | SCS 1061              | Junagadh     | G. Cot 20       |
| 4.   | 5104    | CCH 14-1              | Rahuri       | RHC 688         |
| 5.   | 5105    | Zonal Check (CNHO 12) | Bhawanipatna | Surabhi         |
| 6.   | 5106    | Local Check           |              |                 |
| 7.   | 5107    | TCH 1806              |              |                 |
| 8.   | 5108    | GJHV 510              |              |                 |

#### Br-04 a

Design: RBD; Reps: 4; Rows: 8 (6 m length); Seed qty: 400 g X 4

| S.No | Code No | Name of Entry         | Locations    | Local Check (2) |
|------|---------|-----------------------|--------------|-----------------|
| 1.   | 5111    | CCH 12-2              | Surat        | G. Cot 20       |
| 2.   | 5112    | BGDS 1063             | Junagadh     | G. Cot 20       |
| 3.   | 5113    | Quality Check (Suraj) | Rahuri       | RHC 688         |
| 4.   | 5114    | GJHV 514              | Bhawanipatna | Surabhi         |
| 5.   | 5115    | TCH 1777              |              |                 |
| 6.   | 5116    | GSHV-164              |              |                 |
| 7.   | 5117    | Zonal Check (CNHO 12) |              |                 |
| 8.   | 5118    | CCH 11-2              |              |                 |
| 9.   | 5119    | Local Check           |              |                 |
| 10.  | 5120    | GJHV-516              |              |                 |
| 11.  | 5121    | P 5430                |              |                 |

## CENTRAL ZONE TRIAL

### Br-05a

Design: RBD; Reps: 3; Rows: 4 (6 m length); Seed qty: 150 g X 9

| S.No | Code No | Name of Entry           | Locations              | Local Check (2) |
|------|---------|-------------------------|------------------------|-----------------|
| 1.   | 5131    | RHH-1015                | Surat                  | H 12            |
| 2.   | 5132    | SHH 818                 | Talod                  | H 12            |
| 3.   | 5133    | GTHH 215                | Rahuri                 | Phule 492       |
| 4.   | 5134    | RHH 1125                | Banswara               | H 8             |
| 5.   | 5135    | NCS 5657                | Bhawanipatna           | Bunny           |
| 6.   | 5136    | MRC 7388                | Khandwa                | JK Hy 1         |
| 7.   | 5137    | Local Check             | Jalna (Mahyco)         | NHH 44          |
| 8.   | 5138    | GJHH 4                  | Aurangabad (Nuziveedu) | NHH 44          |
| 9.   | 5139    | Zonal Check (Ankur 651) | Junagarh               | G. Cot. Hy. 12  |
| 10.  | 5140    | RHH 1112                |                        |                 |
| 11.  | 5141    | RHH-1007                |                        |                 |

### Br-06a

Design: RBD; Reps: 3; Rows: 8 (6 m length); Seed qty: 500 g X 4

Spacing: 60. X 15 cm (CZ)

| S.No | Code No | Name of Entry                        | Locations    | Local Check (2) |
|------|---------|--------------------------------------|--------------|-----------------|
| 1.   | 5151    | GISV 272                             | Talod        | G.Cot.20        |
| 2.   | 5152    | Local Check (Coded & Closer spacing) | Bhawanipatna | Suraj           |
| 3.   | 5153    | ANGC 1402                            | Rahuri       | Phule 688       |
| 4.   | 5154    | GSHV 180                             | Banswara     | Wagadkalyan     |
| 5.   | 5155    | CCH 12-6                             |              |                 |
| 6.   | 5156    | ARBC-1301                            |              |                 |
| 7.   | 5157    | RAHC 1011                            |              |                 |
| 8.   | 5158    | GTHV 13/32                           |              |                 |
| 9.   |         | Local Check (Recommended spacing)    |              |                 |

**CENTRAL ZONE TRIAL**

**Br – 13 a PVT *G. barbadense***

| S.No | Code No | Name of Entry       | Locations |
|------|---------|---------------------|-----------|
| 1.   | 5161    | DB 1402             | Surat     |
| 2.   | 5162    | CCB 36              | Rahuri    |
| 3.   | 5163    | Zonal Check (Suvin) | Indore    |
| 4.   | 5164    | ARBB 1401           |           |
| 5.   | 5165    | CCB 29              |           |
| 6.   | 5166    | ARBB 1402           |           |

**Br. 14 a – CVT *G. barbadense***

| S.No | Code No | Name of Entry       | Locations |
|------|---------|---------------------|-----------|
| 1.   | 5171    | ARBB-1302           | Surat     |
| 2.   | 5172    | GSB-44              | Rahuri    |
| 3.   | 5173    | Zonal Check (Suvin) | Indore    |
| 4.   | 5174    | DB-1301             |           |
| 5.   | 5175    | GSB 43              |           |
| 6.   | 5176    | TCB 37              |           |

**Br-15 a**

| S.No | Code No | Name of Entry        | Locations | Local Check (2) |
|------|---------|----------------------|-----------|-----------------|
| 1.   | 5181    | RHB 1122             | Banswara  | G COT HB 102    |
| 2.   | 5182    | Zonal Check (DCH 32) | Anand     | G COT HB 102    |
| 3.   | 5183    | ARBHB 1401           | Indore    | DCH 32          |
| 4.   | 5184    | DHB 1009             | Rahuri    | Phule 388       |
| 5.   | 5185    | RHB 1123             |           |                 |
| 6.   | 5186    | DHB-1301             |           |                 |
| 7.   | 5187    | Local Check          |           |                 |
| 8.   | 5188    | RHB-1014             |           |                 |
| 9.   | 5189    | DHB 1012             |           |                 |

**CENTRAL ZONE TRIAL****Br-03 b**

| <b>S.No</b> | <b>Code No</b> | <b>Name of Entry</b>  | <b>Locations</b> | <b>Local Check (2)</b> |
|-------------|----------------|-----------------------|------------------|------------------------|
| 1.          | 5201           | SCS 1061              | Bharuch          | G Cot 16               |
| 2.          | 5202           | GBHV 183              | Akola            | AKH 8828               |
| 3.          | 5203           | Local Check           | Indore           | KH 2                   |
| 4.          | 5204           | GTHV 13/17            | Nanded           | NH 545                 |
| 5.          | 5205           | IH 11                 | Banswara         | Wagad Kalyan           |
| 6.          | 5206           | Quality Check (Suraj) |                  |                        |
| 7.          | 5207           | Zonal Check (NH 615)  |                  |                        |
| 8.          | 5208           | SCS 1207              |                  |                        |
| 9.          | 5209           | RAH 1066              |                  |                        |

**Br-04 b**

| <b>S.No</b> | <b>Code No</b> | <b>Name of Entry</b>  | <b>Locations</b> | <b>Local Check (2)</b> |
|-------------|----------------|-----------------------|------------------|------------------------|
| 1.          | 5211           | BGDS 1063             | Bharuch          | G Cot 16               |
| 2.          | 5212           | Zonal Check (NH 615)  | Akola            | AKH 8828               |
| 3.          | 5213           | CCH 12-3              | Indore           | KH 2                   |
| 4.          | 5214           | Local Check           | Nanded           | NH 545                 |
| 5.          | 5215           | Quality Check (Suraj) | Banswara         | Wagad Kalyan           |

**Br-05 b**

| <b>S.No</b> | <b>Code No</b> | <b>Name of Entry</b>    | <b>Locations</b> | <b>Local Check (2)</b> |
|-------------|----------------|-------------------------|------------------|------------------------|
| 1.          | 5221           | SHH 808                 | Nanded           | NHH 44                 |
| 2.          | 5222           | ARBHH 1452              | Akola            | PKV Hy 2               |
| 3.          | 5223           | GSHH-2595               | Indore           | JK HY 2                |
| 4.          | 5224           | Zonal Check (Ankur 651) | Bharauch         | G. Cot. Hy. 12         |
| 5.          | 5225           | RAHH 909                |                  |                        |
| 6.          | 5226           | Local Check             |                  |                        |
| 7.          | 5227           | NHH 715                 |                  |                        |
| 8.          | 5228           | DHH 1252                |                  |                        |
| 9.          | 5229           | GTHH 217                |                  |                        |
| 10.         | 5230           | SHH 902                 |                  |                        |

**CENTRAL ZONE TRIAL****Br-06b**

| S.No | Code No | Name of Entry                        | Locations     | Local Check (2) |
|------|---------|--------------------------------------|---------------|-----------------|
| 1.   | 5231    | GSHV 171                             | Akola         | AKH 8828        |
| 2.   | 5232    | ANGC 1452                            | Nanded        | NH 615          |
| 3.   | 5233    | JK 35                                | Nagpur (CICR) | AKH 8828        |
| 4.   | 5234    | Local Check (Coded & Closer spacing) | Surat         | G.Cot.20        |
| 5.   | 5235    | ANGC 1451                            |               |                 |
| 6.   | 5236    | DSC-1352                             |               |                 |
| 7.   | 5237    | AKH 13-51                            |               |                 |
| 8.   |         | Local Check (Recommended spacing)    |               |                 |

**Br-24 b**

| S.No | Code No | Name of Entry       | Locations | Local Check (2) |
|------|---------|---------------------|-----------|-----------------|
| 1.   | 5241    | JLA 0603            | Amreli    | G Cot 19        |
| 2.   | 5242    | NDLA 3020           | Akola     | AKA 8           |
| 3.   | 5243    | PA 785              | Jalgaon   | JLA 794         |
| 4.   | 5244    | Zonal Check (AKA 7) | Parbhani  | PA 402          |
| 5.   | 5245    | JLA-0614            | Junagarh  | G Cot 19        |
| 6.   | 5246    | Local Check         |           |                 |
| 7.   | 5247    | NDLA 3068           |           |                 |

**Br-25 b**

| S.No | Code No | Name of Entry          | Locations        | Local Check (2) |
|------|---------|------------------------|------------------|-----------------|
| 1.   | 5251    | AKDH-96                | Amreli           | G Cot MDH 11    |
| 2.   | 5252    | Local Check            | Khandwa          | JK 5            |
| 3.   | 5253    | NACH 433               | Akola            | PKV Suvarna     |
| 4.   | 5254    | PKV DH 1 (Zonal Check) | Jalgaon          | JLA 794         |
| 5.   |         |                        | Parbhani         | PKV Suvarna     |
| 6.   |         |                        | Junagarh         | G Cot MDH 11    |
| 7.   |         |                        | Pachora (Nirmal) | PKV Suvarna     |

**SOUTH ZONE TRIAL**

**Br-03 a**

| S.No | Code No | Name of Entry           | Locations      | Local Check (2) |
|------|---------|-------------------------|----------------|-----------------|
| 1.   | 5501    | ARBH 1401               | Arabhavi       | ARBH 813        |
| 2.   | 5502    | Zonal Check (Suraj)     | Lam            | L 604           |
| 3.   | 5503    | GSHV 177                | Coimbatore     | MCU 13          |
| 4.   | 5504    | GJHV 497                | Srivilliputhur | SVPR 4          |
| 5.   | 5505    | Local Check             | Raichur        | ARBH 813        |
| 6.   | 5506    | TSH 0533-1              |                |                 |
| 7.   | 5507    | CCH 14-1                |                |                 |
| 8.   | 5508    | Shakti Sultan (SSGR105) |                |                 |

**Br-04a**

| S.No | Code No | Name of Entry       | Locations      | Local Check (2) |
|------|---------|---------------------|----------------|-----------------|
| 1.   | 5511    | HS 292              | Arabhavi       | ARBH 813        |
| 2.   | 5512    | CCH 12-2            | Lam            | L 604           |
| 3.   | 5513    | Local Check         | Coimbatore     | MCU 13          |
| 4.   | 5514    | CCH 13-2            | Srivilliputhur | SVPR 4          |
| 5.   | 5515    | GJHV-516            | Raichur        | ARBH 813        |
| 6.   | 5516    | Zonal Check (Suraj) |                |                 |
| 7.   | 5517    | TSH 04/115          |                |                 |

**Br-05a**

| S.No | Code No | Name of Entry       | Locations        | Local Check (2) |
|------|---------|---------------------|------------------|-----------------|
| 1.   | 5521    | RHH-1007            | Raichur          | DHH 11          |
| 2.   | 5522    | Zonal Check (Bunny) | Lam              | LAHH 5          |
| 3.   | 5523    | LAHH 26             | B' Gudi          | DHH 11          |
| 4.   | 5524    | RAHH 909            | Srivilliputhur   | Mallika         |
| 5.   | 5525    | SHH 818             | Coimbatore       | Mallika         |
| 6.   | 5526    | Local Check         | Warangal (Ankur) | DHH 11          |
| 7.   | 5527    | NCS 5657            | Dharwad (KSSC)   | DHH 11          |
| 8.   | 5528    | SHH 902             | Attur (Nuzi)     | Mallika         |
| 9.   | 5529    | LAHH 25             | Chamrajnagar     | DHH 11          |
| 10.  | 5530    | BGDHH 821           |                  |                 |
| 11.  | 5531    | Ankur Suvarna       |                  |                 |

**SOUTH ZONE TRIAL**

**Br-06a**

| S.No | Code No | Name of Entry                        | Locations  | Local Check (2) |
|------|---------|--------------------------------------|------------|-----------------|
| 1.   | 5541    | DSC-1402                             | Coimbatore | Suraj           |
| 2.   | 5542    | DSC-1301                             | Arabhavi   | RAH 100         |
| 3.   | 5543    | RAHC 1012                            | Lam        | L 604           |
| 4.   | 5544    | Local Check (Coded & Closer spacing) | Raichur    | RAH 100         |
| 5.   | 5545    | DSC-1302                             |            |                 |
| 6.   | 5546    | CNH 25                               |            |                 |
| 7.   | 5547    | ARBC-1301                            |            |                 |
| 8.   | 5548    | GTHV 13/32                           |            |                 |
| 9.   |         | Local Check (Recommended spacing)    |            |                 |

**Br – 13 a PVT *G. barbadense***

| S.No | Code No | Name of Entry       | Locations         |
|------|---------|---------------------|-------------------|
| 1.   | 5551    | DB 1402             | Coimbatore (TNAU) |
| 2.   | 5552    | DB 1401             | Dharwad           |
| 3.   | 5553    | CCB 29              | Lam               |
| 4.   | 5554    | Zonal Check (Suvin) |                   |
| 5.   | 5555    | ARBB 1401           |                   |
| 6.   | 5556    | ARBB 1402           |                   |

**Br. 14 a – CVT *G. barbadense***

| S.No | Code No | Name of Entry       | Locations         |
|------|---------|---------------------|-------------------|
| 1.   | 5561    | GSB 43              | Coimbatore (TNAU) |
| 2.   | 5562    | DB-1301             | Dharwad           |
| 3.   | 5563    | Zonal Check (Suvin) | Lam               |
| 4.   | 5564    | GSB-44              |                   |
| 5.   | 5565    | ARBD 27             |                   |
| 6.   | 5566    | DB-1302             |                   |

**SOUTH ZONE TRIAL**

**Br-15 a**

| S.No | Code No | Name of Entry        | Locations  | Local Check (2) |
|------|---------|----------------------|------------|-----------------|
| 1.   | 5571    | RHB-1014             | Dharwad    | DHB 915         |
| 2.   | 5572    | Zonal Check (DCH 32) | Raichur    | DHB 915         |
| 3.   | 5573    | RHB 1123             | Coimbatore | TCHB 213        |
| 4.   | 5574    | ARBHB 1402           | Lam        | DHB 915         |



|    |      |             |                |         |
|----|------|-------------|----------------|---------|
| 5. | 5575 | DHB 1009    | Dharwad (KSSC) | DHB 915 |
| 6. | 5576 | Local Check | Chamrajnagar   | DHB 915 |
| 7. | 5577 | RHB 1122    |                |         |
| 8. | 5578 | DHB 1012    |                |         |
| 9. | 5579 | DHB-1301    |                |         |

**Br-03b**

| S.No | Code No | Name of Entry        | Locations    | Local Check (2) |
|------|---------|----------------------|--------------|-----------------|
| 1.   | 5581    | GBHV 183             | Dharwad      | ARBH 813        |
| 2.   | 5582    | Local Check          | Nandyal      | Sivanandi       |
| 3.   | 5583    | GTHV 13/17           | Aruppukottai | KC 3            |
| 4.   | 5584    | SCS 1207             | Perambalur   | KC 3            |
| 5.   | 5585    | QC (Suraj)           |              |                 |
| 6.   | 5586    | Zonal Check (Sahana) |              |                 |
| 7.   | 5587    | SCS 1061             |              |                 |
| 8.   | 5588    | GBHV 188             |              |                 |

**Br-04b**

| S.No | Code No | Name of Entry        | Locations | Local Check (2) |
|------|---------|----------------------|-----------|-----------------|
| 1.   | 5591    | SCS 1062             |           |                 |
| 2.   | 5592    | QC (Suraj)           |           |                 |
| 3.   | 5593    | IH 11                |           |                 |
| 4.   | 5594    | Local Check          |           |                 |
| 5.   | 5595    | BGDS 802             |           |                 |
| 6.   | 5596    | Zonal Check (Sahana) |           |                 |

**SOUTH ZONE TRIAL**

**Br-05b**

Design: RBD; Reps: 3; Rows: 4 (6 m length); Seed qty: 200 g X 5

| S.No | Code No | Name of Entry       | Locations    | Local Check (2) |
|------|---------|---------------------|--------------|-----------------|
| 1.   | 5601    | SHH 818             | Dharwad      | DHH 11          |
| 2.   | 5602    | ARBHH 1452          | Nandyal      | LAHH 5          |
| 3.   | 5603    | NHH 715             | Aruppukottai | Mallika         |
| 4.   | 5604    | Local Check         | Perambalur   | Mallika         |
| 5.   | 5605    | GTHH 217            |              |                 |
| 6.   | 5606    | Zonal Check (Bunny) |              |                 |
| 7.   | 5607    | ARBHH-1352          |              |                 |

**Br-06b**

Design: RBD; Reps: 3; Rows: 8 (6 m length); Seed qty: 500 g X 3

Spacing: 60. X 15 cm (SZ)

| S.No | Code No | Name of Entry                        | Locations  | Local Check (2) |
|------|---------|--------------------------------------|------------|-----------------|
| 1.   | 5611    | GSHV 171                             | Perambalur | Suraj           |
| 2.   | 5612    | ANGC 1451                            | Nandyal    | Siva Nandi      |
| 3.   | 5613    | CNH 1111                             | Dharwad    | ARBH 813        |
| 4.   | 5614    | DSC-1351                             |            |                 |
| 5.   | 5615    | Local Check (Coded & Closer spacing) |            |                 |
| 6.   | 5616    | SCS 1206                             |            |                 |
| 7.   | 5617    | DSC-1451                             |            |                 |
| 8.   | 5618    | ARBC-1352                            |            |                 |
| 9.   | 5619    | ARBC-1452                            |            |                 |
| 10.  | 5620    | ANGC 1452                            |            |                 |
| 11.  |         | Local Check (Recommended spacing)    |            |                 |

**Br-24 b**

Design: RBD; Reps: 3; Rows: 4 (6 m length); Seed qty: 200 g X 3

| S.No | Code No | Name of Entry         | Locations  | Local Check (2) |
|------|---------|-----------------------|------------|-----------------|
| 1.   | 5621    | ARBa1401              | Dharwad    | AKA 235         |
| 2.   | 5622    | Zonal Check (DLSa 17) | Nandyal    | Yaganti         |
| 3.   | 5623    | CNA 449               | Kovilpatti | K 11            |
| 4.   | 5624    | JLA-0603              |            |                 |
| 5.   | 5625    | GAM-198               |            |                 |
| 6.   | 5626    | Local Check           |            |                 |
| 7.   | 5627    | DWDa 1402             |            |                 |
| 8.   | 5628    | PA 740                |            |                 |
| 9.   | 5629    | GAM 219               |            |                 |
| 10.  | 5630    | AKA 2008-7            |            |                 |

## Standard Cottons:

During the period under report, out of 6 samples received three belongs to G. Arboreum: AKA-3, AKA-7 and AKA-8 and three belongs to G. Hirsutum: AKH-8828, AKH-081, and AKH-9916. The fibre samples were subjected for quality evaluation and spinnability to judge the spinning performance. Mean fibre length, mature fibre percentage, 2.5% as well as UHML, span length, uniformity ratio and uniformity index, fiber fineness, micronaire value bundle strength at 3.2 mm gauge length are obtained by using the HVI after calibrating the instrument for both ICC and HVI modes. 6 Samples are also evaluated for quality parameters in Advanced Fibre Information System (AFIS). The results obtained are enumerated below:

**TABLE 1: Fibre Properties**

| Variety                    | AKH-8828 | AKH-081 | AKH-9916 |
|----------------------------|----------|---------|----------|
| Place                      | Akola    | Akola   | Akola    |
| <b>Graders Report</b>      |          |         |          |
| Grade                      | Fine     | Fine    | Good     |
| <b>Fibre Properties</b>    |          |         |          |
| Mean Length (mm)           | 21.6     | 21.2    | 20.5     |
| Micronaire value           | 3.9      | 4.0     | 4.3      |
| Fineness (millitex)        | 153      | 157     | 169      |
| Mature Fibre(%)            | 64       | 68      | 71       |
| <b>HVI Test</b>            |          |         |          |
| Colour Rd%                 | 74.2     | 77.3    | 76.7     |
| +b                         | 9.5      | 9.3     | 9.0      |
| Colour Grade               | 31-3     | 21-4    | 31-3     |
| <b>HVI Test (HVI Mode)</b> |          |         |          |
| UHML                       | 27.0     | 26.5    | 25.6     |
| UI (%)                     | 80       | 80      | 80       |
| Strength (g/t)             | 25.1     | 25.4    | 26.4     |

**TABLE 2: Fibre Properties**

| Variety                    | AKA-3      | AKA-7      | AKA-8 |
|----------------------------|------------|------------|-------|
| Place                      | Akola      | Akola      | Akola |
| Sr.No                      | 4          | 5          | 6     |
| <b>Graders Report</b>      |            |            |       |
| Grade                      | Super Fine | Fully Good | Fine  |
| <b>Fibre Properties</b>    |            |            |       |
| Mean Length (mm)           | 21.6       | 19.6       | 20.6  |
| Micronaire value           | 5.3        | 5.3        | 5.7   |
| Fineness (millitex)        | 208        | 208        | 224   |
| Mature Fibre(%)            | 75         | 77         | 78    |
| <b>HVI Test</b>            |            |            |       |
| Colour Rd%                 | 77.2       | 74.3       | 72.7  |
| +b                         | 8.9        | 10.0       | 11.4  |
| Colour Grade               | 21-4       | 32-1       | 23-2  |
| <b>HVI Test (HVI Mode)</b> |            |            |       |
| UHML (mm)                  | 26.7       | 24.5       | 25.7  |
| UI (%)                     | 81         | 80         | 80    |
| Bundle Tenacity (g/t)      | 26.6       | 25.9       | 27.6  |

**Fibre properties with AFIS**

| Sr No. | Nep   | Nep | SCN   | SCN  | L(w) | L(w) | SFC(w) | UQL  | L(n) | L(n) | SFC(n) | 5.00% | Fine  | IFC  | Mat   | Total | Mean | Dust  | Trash | VMF  |
|--------|-------|-----|-------|------|------|------|--------|------|------|------|--------|-------|-------|------|-------|-------|------|-------|-------|------|
|        | Cnt/g | um  | Cnt/g | um   | mm   | % c  | %<12.7 | mm   | mm   | %cv  | %<12.7 | mm    | M tex | %    | Ratio | Cnt/g |      | Cnt/g | Cnt/g | %    |
| 1      | 158   | 791 | 23    | 1420 | 24.5 | 35   | 8.4    | 29.7 | 19.5 | 51   | 25.8   | 33.8  | 92    | 98   | 0.21  | 481   | 317  | 414   | 66    | 2.15 |
| 2      | 168   | 688 | 30    | 1090 | 24.6 | 33   | 5.4    | 28.9 | 20.7 | 43   | 17.3   | 33.5  | 81    | 98.4 | 0.21  | 612   | 230  | 553   | 59    | 1.13 |
| 3      | 192   | 826 | 39    | 1513 | 22.9 | 38   | 10     | 28   | 18   | 52   | 28.4   | 32.3  | 86    | 96.2 | 0.22  | 538   | 217  | 495   | 43    | 1.13 |
| 4      | 169   | 786 | 34    | 1218 | 23.8 | 32   | 6.4    | 27.7 | 19.5 | 47   | 21.6   | 31.4  | 93    | 97.1 | 0.21  | 1404  | 244  | 1256  | 148   | 2.93 |
| 5      | 143   | 677 | 13    | 1288 | 21.3 | 37   | 11.1   | 25.5 | 17   | 50   | 28.8   | 29.7  | 90    | 97.3 | 0.21  | 855   | 218  | 782   | 73    | 1.52 |
| 6      | 119   | 714 | 15    | 1375 | 23.7 | 33   | 6.7    | 28.1 | 19.6 | 45   | 20.5   | 32.3  | 103   | 91   | 0.25  | 830   | 191  | 783   | 47    | 1.17 |

Mechanical Processing of 6 Samples has been completed and spinning of yarns to 16s, 20s, 30s, 40s and 50s are completed. The yarns are subjected to lea strength and Uster evenness testing and the results are given below

**Table 3. Mechanical Properties of Yarns**

| Variety                   | AKH-8828    |      | AKH-081 |      | AKH-9916 |      |
|---------------------------|-------------|------|---------|------|----------|------|
| Place                     | AKOLA       |      | AKOLA   |      | AKOLA    |      |
| Sr. No                    | 1           |      | 2       |      | 3        |      |
| Cotton                    | G. Hirsutum |      |         |      |          |      |
| Yarn Properties/Sample No | 40344       |      | 40345   |      | 40346    |      |
| Nominal Count             | 40s         | 50s  | 40s     | 50s  | 30s      | 40s  |
| Lea CSP                   | 2030        | 1884 | 2136    | 2058 | 2274     | 2081 |
| Yarn Unevenness (U %)     | 18.2        | 19.8 | 17.8    | 19.0 | 16.6     | 18.0 |
| Neps/km                   | 953         | 1703 | 757     | 1253 | 428      | 819  |
| Thin Place                | 1018        | 2673 | 1859    | 2243 | 1406     | 1961 |
| Thick Place               | 3001        | 3829 | 2321    | 2758 | 1696     | 2514 |

**Table 4. Mechanical Properties of Yarns**

| Variety                   | AKA-5       |      | AKA-7 |      | AKA-8 |      |
|---------------------------|-------------|------|-------|------|-------|------|
| Place                     | AKOLA       |      | AKOLA |      | AKOLA |      |
| Sr. No                    | 4           |      | 5     |      | 6     |      |
| Cotton                    | G. Arboreum |      |       |      |       |      |
| Yarn Properties/Sample No | 40347       |      | 40348 |      | 40349 |      |
| Nominal Count             | 30s         | 40s  | 20s   | 30s  | 16s   | 20s  |
| Lea CSP                   | 2079        | 1882 | 2127  | 1869 | 1975  | 1833 |
| Yarn Unevenness (U %)     | 15.9        | 17.5 | 13.7  | 16.4 | 14.4  | 15.2 |
| Neps/km                   | 354         | 807  | 80    | 492  | 106   | 216  |
| Thin Place                | 987         | 1574 | 497   | 1132 | 661   | 784  |
| Thick Place               | 1104        | 1895 | 383   | 1173 | 421   | 486  |

## Annexure II: Fibre and Yarn Quality Norms

### ICAR-CIRCOT Yarn CSP Norms

| Count | CSP  | Count | CSP  |
|-------|------|-------|------|
| 16s   | 1836 | 60s   | 2392 |
| 20s   | 2024 | 70s   | 2484 |
| 30s   | 2116 | 80s   | 2576 |
| 40s   | 2208 | 100s  | 2760 |
| 50s   | 2300 | 120s  | 2944 |

### TMC Norms for Trash (%)

| Staple Class         | Trash Limit (%) |
|----------------------|-----------------|
| Extra Long Staple    | 2.0             |
| Long and Medium Long | 3.0             |
| Medium and Short     | 3.5             |
| Closed Boll Types    | 6.0             |

### Staple Length Categories of Indian Cottons Based on UHML\*

| Category    | Range of 2.5% S.L.(mm) |
|-------------|------------------------|
| Short       | 20 mm and below        |
| Medium      | 20.5 - 24.5            |
| Medium Long | 25.0 - 27.0            |
| Long        | 27.5 - 32.0            |
| Extra long  | 32.5 mm and above      |

### Ratings of Cotton on The Basis of Length Uniformity\*

| Category  | UI       |
|-----------|----------|
| Poor      | Below 76 |
| Fair      | 76 to 78 |
| Average   | 79 to 83 |
| Good      | 83 to 85 |
| Excellent | Above 85 |

### Classification of Cottons According to Micronaire Value

| Category    | Range of Micronaire Value |
|-------------|---------------------------|
| Very fine   | Below 3.0                 |
| Fine        | 3.0 to 3.9                |
| Average     | 4.0 to 4.9                |
| Coarse      | 5.0 to 5.9                |
| Very coarse | 6.0 and above             |

Ratings of cotton based on tenacity at 3.2 mm gauge length (HVI mode)\*

| Category  | Range of Bundle tenacity values in g/tex |
|-----------|--|
| Very weak | 20.0 & below                             |
| Weak      | 20.1 - 25.0                              |
| Average   | 25.1 – 29.0                              |
| Good      | 29.1 – 32.5                              |
| Very good | Above 32.5                               |

\* The values are provisional subject to revision