

Length-weight relationship of neon flying squid *Ommastrephes bartramii* (*Cephalopoda: Ommastrephidae*) caught from Indian sector of Southern Ocean.

*Aneesh Kumar K. V^{1#}, Pravin P^{1.}, Ragesh N² & Meenakumari B³.

¹Central Institute of Fisheries Technology, Matsyapuri, Willingdon Island, Cochin-682029, India,

²Central Marine Fisheries Research Institute, Cochin- 682018, India,

³Indian Council of Agricultural Research, Krishi Anusandhan Bhavan 2, New Delhi-110012, India

#Present address: Centre for Marine Living Resources and Ecology Kendriya Bhavan, CSEZ P.O., Cochin-682037, India

*[E. Mail: aneeshmenan12@gmail.com]

Received 1 July 2013; revised 7 August 2013

Length-weight relationship of the Neon flying squid *Ommastrephes bartramii*, caught from the Indian Sector of Southern Ocean was estimated as male $W = 0.0235 L^{3.05}$ ($R^2 = 0.990719$) and females $W = 0.0283 L^{2.99}$ ($R^2 = 0.919944$). The species follows an isometric growth pattern and no significant difference was observed between both sexes.

[Key words: Length- Weight Relation, Squid, *Ommastrephes bartramii*, Southern Ocean]

Introduction

Ommastrephes bartramii (Lesueur, 1821) is a widely distributed oceanic ommastrephid species throughout the subtropical and temperate waters of both northern and southern hemisphere and excluded from the equatorial waters of all three oceans¹ and forms a major fishery in the Japanese squid fisheries in the Pacific Ocean². This species is reported to be inhabiting up to a depth of 1500 m and prefer to stay at a water temperature not below than 10° C³. *O. bartramii* is distributed between 20° S and 40° S in the southern part of the Indian Ocean. This species attains over 50 cm mantle length (ML) and carries out extensive seasonal migrations between subarctic and subtropical waters, the area where they spawn⁴. The growth pattern of these species has been studied using length-weight frequency distributions and tagging techniques⁵. The cephalopods are fast growing mollusks and the growth rate is greatly influenced by the biotic and abiotic factors⁶. The length-weight relationships are used for estimating the weight from length of fish or vice versa and also can indicate the taxonomic differences and events in the life history of fish⁷. The statistical analysis of

morphometric characters gives a better idea for understanding the relationship between the species and to compare same species in different geographical areas⁸. The study of the individual growth pattern gives an insight about the population dynamics of the species such as growth and mortality rates which are commonly used for the stock assessments and life history studies. There is not much information available on the length-weight relationship of *O. bartramii* from Southern Ocean waters. The length-weight relation of the neon flying squid *O. bartramii* is discussed in this paper.

Materials and Methods

Samples of *O. bartramii* were collected from Indian sector of Southern Ocean onboard ORV *Sagar Nidhi* during the second week of January 2012 in connection with India's Sixth Southern Ocean Expedition (SOE 2011-12), carried out by National Centre for Antarctic Ocean and Research (NCAOR) under the Ministry of Earth Sciences, Govt of India. The species were caught from 40° S Lat. and 53° to 58° E Long. Squid jigs of various makes and types were rigged onboard for hand

jigging. Squid jigging operations were carried out during nights and different types of jigs were operated (local jigs, jigs with LED lights and imported jigs). Morphometric measurements were taken as per the scheduled proforma and species identification and determination of the sex of the squids was carried out onboard. The mantle length (ML) was measured up to the nearest mm with scale. The specimens were cleaned with water, mopped with blotting sheet to remove the moisture for taking accurate measurement of the weight. The length-weight relationship was calculated by the method of least square regression^{9,10}. *t*-test was used to understand if the slope of regression line differs significantly from the value 3, which would be an indicative of allometric growth. The analysis of covariance (ANACOVA) on the regression equations and comparisons of slopes were carried out according to Snedecor and Cochran (1967)¹¹.

$$W = a \cdot L^b$$

Where, W = weight of the fish in grams, L= length of the fish measured in centimeters (Mantle length) and ‘a’ and ‘b’ are exponents (‘b’ is regression coefficient and ‘a’ a constant). This represents a general linear equation and the values ‘a’ and ‘b’ are estimated.

Result

Total of 56 specimens were measured for length-weight and morphometric studies, which included 19 males and 37 females. The length of males ranged from 21.2 to 32.8 cm (mean 29 cm) and

The ‘b’ value obtained for both male and female was 3.0509 and 2.9878 and it was found to be statistically insignificant from the isometric value 3 (*t*-test, P<0.005). All these results confirm that both male and female *O. bartramii* showed an isometric growth pattern. Length weight relations showed no significant difference between male and female. When the length weight relationship of both male and female was combined, the ‘b’ value obtained was 2.960 was very similar to the ‘b’ value of females which can be due to the predominance of females in the samples studied.

The corresponding exponential formulae in the form of $W = aL^b$ can also be expressed as follows

Male : $W = 0.0235 L^{3.0509}$
 Female : $W = 0.0283 L^{2.9878}$
 Both sexes combined : $W = 0.0314 L^{2.960}$

Discussion

Inter and intra species growth pattern variability is observed in squids and the value of exponent variable ‘b’ varies from 2.5 to 4 mainly depending on sex, maturity stage and feeding intensity¹². The present study indicated that both male and female *O. bartramii* follows the isometric growth pattern. The ‘b’ exponent value for male and female was found to be slightly deviate from the isometric value 3. The deviation was found to be statistically not significant and can be considered that these species follows Cubes Law. The ‘b’ value of the sexes pooled was not significantly different from the ‘b’ value of the individual sexes. The results of the present study are in accordance with the length-

Table 1. Length, weight and length-weight regression summaries for *O. bartramii* males, females and both sexes combined

Sex	n	Length (cm)		Weight (g)		Length-weight regression		Parameters of relationships		
		Min	Max	Min	Max	a	b	S.E. (a)	S.E. (b)	R ²
Male	19	21.2	32.8	230	1020	0.0235	3.0509	0.0276	0.3466	0.9108
Female	37	19.4	44.9	115	2410	0.0283	2.9878	0.0149	0.1478	0.919944
Combined	56	19.4	44.9	115	2410	0.0314	2.960	0.0123	0.1115	0.918466

weight 230 to 1020 g (mean 698 g). Length of females ranged from 19.4 to 44.9 cm (mean 31 cm) and weight 115 to 2410 g (mean 847 g). Female squids are found to be bigger than male. The length-weight relationships of male, female and both sexes combined are discussed in Table 1 and Fig. 1, 2 and 3, respectively.

weight relationship estimated for *O. bartramii* collected from North Pacific Ocean indicated an isometric growth¹³. Suzuki et al. (1986)¹⁴ reported the isometric growth pattern of ommastrephid squid *Stenotuthis oualaniensis* collected from Hawaiian waters. Dawe (1984)¹⁵ indicated that growth pattern in *Illex illicebrosus* differed significantly for males and female populations and found to be positively allometric. High level of variability in length-weight

relationship in squids are expressed among male and female^{16, 17}. A positive allometric growth was observed in the matured males and negative allometry for females in the *Illex coindetti* collected from Galician waters in Spain¹⁸. An isometric and positive allometric growth pattern was observed in the male and female populations of *Illex coindetti* from Central Mediterranean Sea¹⁹. Nair *et al.* (1992)²⁰ reported a negatively allometric growth pattern in *Loligo duvauceli*. Similarly, a negatively allometric growth has been reported in coastal squid *Sepioteuthis lessoniana* collected from Sri Lankan waters²¹. Karnik and Chakraborty⁸ indicated a slightly negatively allometric growth pattern in coastal squid *Loligo duvauceli* collected from Mumbai waters, west coast of India.

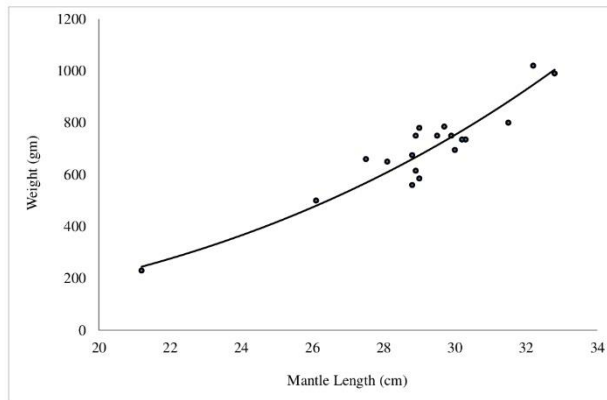


Fig. 1. Length-weight relationship of male *O. bartramii*

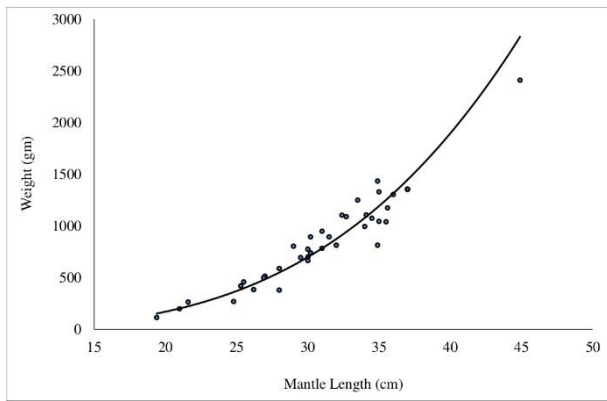


Fig. 1. Length-weight relationship of female *O. bartramii*

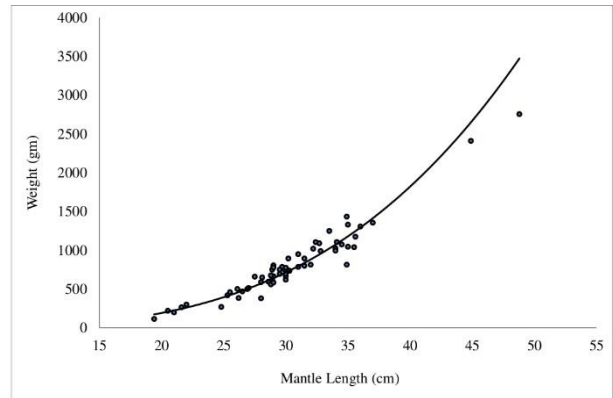


Fig. 3. Length-weight relationship *O. bartramii* (sexes combined)

Similar results were observed from the studies on *Sepia ramani* collected from Thoothukudi coast, southeast coast of India²². The analysis of the previous works suggests that oceanic squids generally follow an isometric to positively allometric growth pattern compared with coastal squids which shows negatively allometric growth. Information available on the length-weight relationship of the *O. bartramii* is very scanty. The seasonal variations in the length-weight relationship were not considered for this study. Fluctuation in the growth pattern can be changed due to variation in ecology, geographic conditions and food availability^{13, 21}. Further studies are needed with large sample size is highly imperative for the precise estimation of length-weight relation in *O. bartramii*.

Acknowledgements

Present study was carried out as part of the India's 6th Southern Ocean Expedition programme conducted by National Centre for Antarctic Ocean and Research (NCAOR), Goa. Authors are thankful to the Coordinator and Chief Scientist of the Expedition for their cooperation throughout the expedition. The authors are grateful to the Director, Central Institute of Fisheries Technology, Cochin, for the encouragement and support during the study.

References

1. Jereb P. and Ropers, C. F. E., Cephalopods of the world. An annotated and illustrated catalogue of cephalopod species known to date. Volume 2. Myopsid and Oegopsid Squids. FAO Species Catalogue for Fishery Purposes. No. 4 (2) (2010), p. 277.
2. Hayase, S., Distribution of Spawning Grounds of Flying Squid, *Ommastrephes bartrami*, in the North Pacific Ocean. *Japan Agric. Res. Quart.* 29 (1995) pp. 65-72.
3. Roper, C. F. E., Sweeney, M. J. and Nauen, C. E., Cephalopods of the world. An annotated and illustrated

- catalogue of species of interest to fisheries. FAO Fish Synopsis 125 (1984) p. 272.
4. Seki, M. P., The role of neon flying squid, *Ommastrephes burtrami*, in the North Pacific pelagic food web. Bulletin of the North Pacific Commission 53, (1993) pp. 207-215.
 5. Welch, W. D. and Morris, J. F. T., Age and Growth of Flying Squid (*Ommastrephes bartrami*). In: International North Pacific Fisheries Commission Bulletin. 53 (1993) pp. 183-190.
 6. Forsythe, J. W. and Van Heukelem, W. F., Growth. In: P. R. Boyle (Eds.) Cephalopod Life Cycles. Vol. 2, Academic Press, London (1987), pp. 135-156.
 7. Venkataramanujam, K. and Ramanathan, N., Length-weight relationship. In: K. Venkataramanujam and Ramanathan, N. (Eds.) Manual of Fish Biology Oxford and IBH Publishing Co. Pvt. Ltd, New Delhi (1994) pp. 19-21.
 8. Karnik, N. S. and Chakraborty, S. K., Length-weight relationship and morphometric study on the squid *Loligo duvauceli* (d'Orbigny) Mollusca/ Cephalopoda) off Mumbai (Bombay) waters, west coast of India. *Indian J. Mar. Sci.*, 30 (4) (2001) 261-263.
 9. Le Cren, E. D. Length-weight relationship and seasonal cycle in gonad weight and condition in perch (*Perca fluviatilis*). *J. Anim. Ecol.*, 20 (1951) 201-219.
 10. Zar, J. H., Biostatistical Analysis, Prentice Hall New Jersey (1984) 718 pp.
 11. Snedecor, G. W. and Cochran, W. C., Statistical Methods, The IOWA State Univ. Press. IOWA (1967.) 593 pp.
 12. Hile, R., Age and growth of the CISCO *Leucichthys ardeti* (Le Sueur) in the lakes of the north-eastern highlands. Wisconsin. *Bulletin of the Bureau Fisheries*, 48 (1936) 211-317. Online source <http://fisherybulletin.noaa.gov/48-1/hile.pdf> (accessible 12/07/2012)
 13. Chen, C. S. and Chiu, T. S., Variations of life history parameters in two geographical groups of the neon flying squid, *Ommastrephes bartramii*, from the North Pacific. *Fish. Res.*, 63 (2003) 349-366.
 14. Suzuki, T., Yamamoto, S., Ishii, K. and Matsumoto, W., On the Flying Squid *Stenotuthis oualaniensis* (Lesson) In Hawaiian Waters. *Bulletin Faculty of Fisheries*, Hokkaido Univ, 37(2) (1986.) 111-123.
 15. Dawe, E. G., Variation in Length-Weight Relationships, Condition, and Feeding Spectrum of Short-finned Squid (*Illex illecebrosus*) at Holyrood, Newfoundland. North Atlantic Fisheries Organization. Ser. No. N909, NAFO SCR Doc 84/IX/112 (1984).
 16. Rao, G. S., Biology of inshore squid *Loligo duvaucelli* Orbigny, with a note on its fishery Off Mangalore. *Indian J. Fish.*, 35(3) (1988) 121-130.
 17. Ibanez, C. M. and Cubillos, L. A., Seasonal variation in the length structure and reproductive condition of the jumbo squid *Dosidicus gigas* (d'Orbigny, 1835) off central-south Chile. *Sci. Mar.* 71(1) (2007).
 18. Gonzalez, A. F., Castro, B. G. and Guerra, A., Age and growth of the short-finned squid *Illex coindetii* in Galician waters (NW Spain) based on statolith analysis. *ICES J. Mar. Sci.*, 53 (1996) 802-810.
 19. Ceriola, L., Ungaro, N. and Toteda, F., Some information on the biology of *Illex coindetii* Verany, 1839 (Cephalopoda, Ommastrephidae) in the South-Western Adriatic Sea (Central Mediterranean). *Fish. Res.*, 82 (2006) 41-49
 20. Nair, K. P., Meiyapan, M.M., Kuriakose, P. S., Sarvesan, R., Lipton, A. P., Mohamed, S., Asokan, P. K., Joseph, M. and Nagaraja, D., Biology of squids. Exploratory squid jigging in India with notes on biology of squids. Fishery Survey of India, Bulletin. 23 (1992) p. 27-42.
 21. Shivashanthini, K., Charles, G. A. and Thulasitha, W. S., Length-weight relationship and growth pattern of *Septoteuthis lessoniana* Lesson 1830 (Cephalopoda: Teuthida) from the Jaffna Lagoon, Sri Lanka. *J. Biol. Sci.* 9(4) (2009) 357-361.
 22. Singh, Y. B., Venkataramani, V. K., Neethiselvan, N. and Saha, H., Length-Weight Relationship of *Sepia ramani*, Neethiselvan (Class: Cephalopoda) from Thoothukudi Coast, Southeast Coast of India. *World J. Fish Mari. Sci.*, 4 (3) (2012) 237-239.