



USER MANUAL STUDENT

AGRICULTURAL EDUCATION PORTAL STUDENT-READY 2021

education.icar.gov.in/eduportal2



ICAR-IASRI

Officials at Agricultural Education Division (KAB II)

Dr. P. S. Pandey
Assistant Director General (EQA&R)

Dr. Nidhi Verma
Principal Scientist (EP&HS)

Project Team

Dr. Sudeep
Head (A) & Professor Computer
Applications (ICAR-IASRI)

Dr. Anshu Bharadwaj
Principal Scientist (IASRI)

Dr. Alka Arora
Principal Scientist
(ICAR-IASRI)

Dr. Shashi Dahiya
Senior Scientist
(IASRI)

Development Team

Mr. Uday Kumar
IT-Professional (ICAR-IASRI)

Sanjeev Kumar
IT-Professional (ICAR-IASRI)

Vikas Kumar
IT-Professional (ICAR-IASRI)

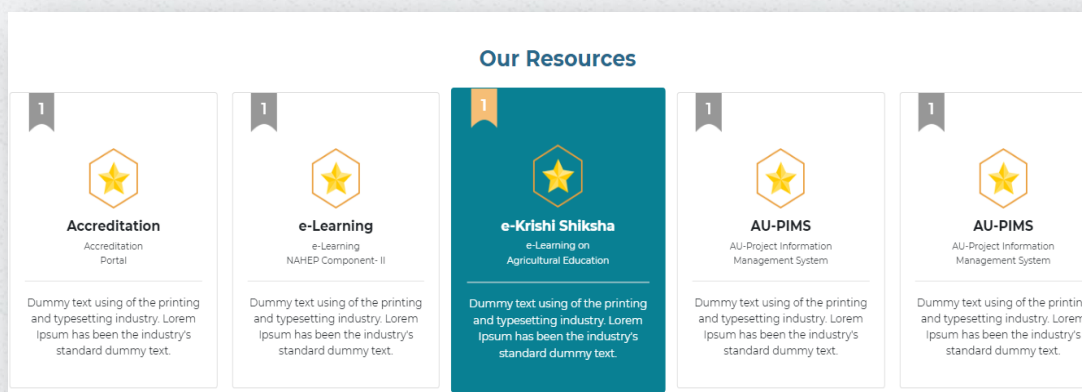
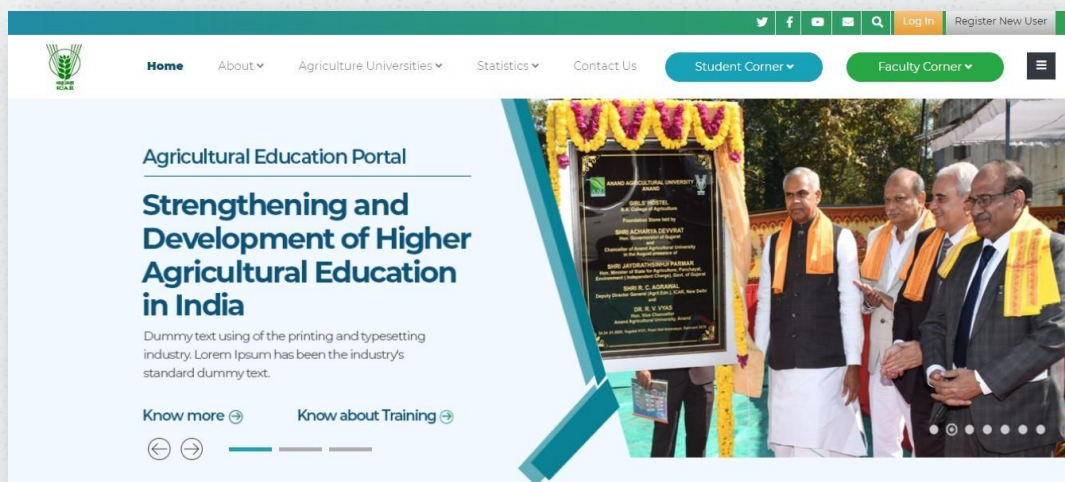
Miss. Nikahat Praveen
IT-Professional (ICAR-IASRI)

Debashish Bahari
IT-Professional (ICAR-IASRI)

1. Introduction - About Agricultural Education Portal
2. How to create USID?
3. How to Login?
4. How to create Password?
5. User Profile
6. Student READY
 - Apply for Student READY
 - Submit Weekly Status Report
 - Submit Project Report
7. Contact Details of Support Team


1. Introduction

Agricultural Education Portal serves as a central portal for the Agricultural Education System and provide access to all the IT resources at one place. The portal also serves as interface between the university and ICAR for demands and grants, student READY, scholarships and hyperlinks for IT resources for the users.



2. How to create USID?

- Click on the link “Click here to create USID” on homepage as shown below



Agricultural Education Portal

Education Portal is a central portal which serves as a "Hub" for the Agriculture Education System by providing access to all the IT resources at one Place.

© 2020-2021 ICAR-IASRI, Designed & Developed by Division of Computer Application IASRI, New Delhi on behalf of Agricultural Education Division ICAR, New Delhi

Log In

User Type*
Student


Username*
Type USID/UFID [Search your ID?](#)

Password* [Forgot your password?](#)

[Log In](#)

[Click here to Generate Password](#)

[Click here to Create USID](#)



Agricultural Education Portal

Education Portal is a central portal which serves as a "Hub" for the Agriculture Education System by providing access to all the IT resources at one Place.

© 2020-2021 ICAR-IASRI, Designed & Developed by Division of Computer Application IASRI, New Delhi on behalf of Agricultural Education Division ICAR, New Delhi

Generate USID

First Name* Last Name* Mobile Number*

Email Address* Date of Birth*
yyyy-mm-dd

University Name* College Name* Date of Admission*
-----Select----- yyyy-mm-dd

Nationality* State* Course Level*
Indian ---Select--- -----Select-----

Category* Stream* Aadhar Card No*

Gender* Physically challenged* Blood Group*

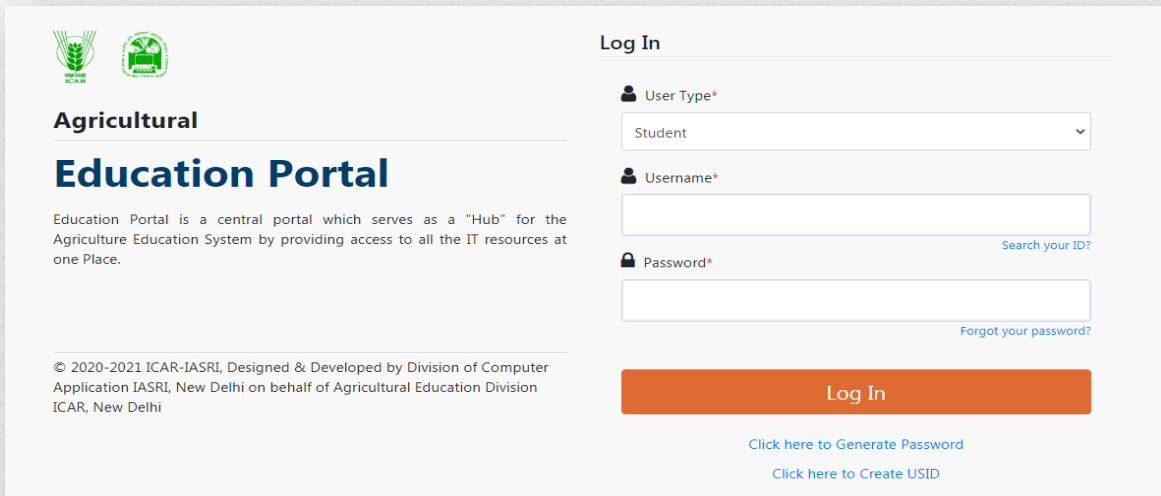
---Select--- --Select-- --Select---

[Submit](#)

- Fill details in given form.
- Click on submit.

3. How to login?

- Select user type “Student” from dropdown menu
- Enter username& password
- Click Log In



The screenshot shows the login interface of the Agricultural Education Portal. On the left, there are logos for ICAR and IASRI, followed by the text 'Agricultural Education Portal' and a brief description of the portal's purpose. Below this is a copyright notice. On the right, there is a 'Log In' section with a dropdown menu for 'User Type' (set to 'Student'), a text input for 'Username', and a text input for 'Password'. There are links for 'Search your ID?' and 'Forgot your password?'. A large orange 'Log In' button is at the bottom of the form. Below the button are two links: 'Click here to Generate Password' and 'Click here to Create USID'.

4. How to create Password?

- Click on “click here to generate password” to generate password.
- A window will open. Enter your USID and submit
- An OTP and link will be sent to your registered Email Id to create new password.

5. User Profile

- After successful login user will be redirected to user profile.
- All basic information will be displayed as shown below.



The screenshot shows the user profile page. At the top, there is a navigation bar with the portal name and a search bar. Below this, there is a sidebar menu with options like Profile, Dashboard, Hostel Management, Course Management, Student READY, and Agri-DIKSHA. The main content area shows the user's profile information, including a profile picture, name (Rohit), and USID (U-19-HR-02-006-B-A-014). Below this, there is a section for 'Basic Information' with fields for Mobile Number (+91 9896045260), Email ID (rohit.bishnoi363@hau.ac.in), and Date of Birth (14-07-2000).

6. Student READY

Apply for Student READY

The screenshot shows the user profile page for Rohit. The left sidebar contains a menu with 'Student READY' circled in red. The main content area shows the user's profile information and a table of basic information. A button labeled 'APPLY FOR STUDENT READY' is circled in red in the right-hand panel.

Welcome to
Agricultural Education Portal

Search

Profile

Dashboard

Hostel Management

Course Management

Student READY

Agri-DIKSHA

OVERVIEW
User Profile

Name
Rohit
USID: U-19-HR-02-006-B-A-014

Basic Information	
Mobile Number:	9896045260
Email ID:	rohit.bishnoi363@hau.ac.in
Date of Birth:	14-07-2000
Aadhar Number:	*****3201
Admission Year:	2019
University:	CCSHAU,Hisar

[APPLY FOR STUDENT READY](#)


[SUBMIT WEEKLY STATUS REPORT](#)

[SUBMIT PROJECT REPORT](#)

- Click on Student READY from side menu bar

- Click on link “APPLY FOR STUDENT READY” as shown above
- Select Academic year
- Select applying category
- Enter other information (supervisor details, title of project, name and contact details of host organization, organization contact person, specialization, group name, group leader USID, and team size).

OVERVIEW
User Profile

 Name: Rohit
USID: U-19-HR-02-006-B-A-014

Basic Information

Mobile Number:	9896045260	Aadhar Number:	*****3201	College:	College of Agriculture,Bawal
Email ID:	rohit.bishnoi363@hau.ac.in	Admission Year:	2019	Nationality:	Indian
Date of Birth:	14-07-2000	University:	CCSHAU,Hisar	State:	Haryana

Academic Year
--Select--

Applying Category

RAWE
 In Plant training
 Internship
 Industrial Attachment

Other Info

Supervisor details	Title of the project	Name and contact details of host Organization
Organization contact person	Select specialization 1	Select specialization 2
Group Name	Group leader USID	Define team size

U-19-HR-02-006-B-A-014

Save & Next

- Click “Save & Next”
 - User will be redirected to next page
 - Enter team members’ USID
 - Click **SAVE**
 - Student READY application will be submitted to college nodal officer for approval

Applying Category

RAWE
 IPT
 Internship
 Industrial Attachmen

Team Member USID

Team Member 1	Team Member 2	Team Member 3
<input type="text"/>	<input type="text"/>	<input type="text"/>

Save

- After successful completion following message will come

Thank you for submitting

Submit Weekly Status Report

- Click on Student READY from side menu bar
- Click on **SUBMIT WEEKLY STATUS REPORT**
- Following window will open

Name
Rohit
USID: U-19-HR-02-006-B-A-014

Basic Information

Mobile Number:	9896045260
Email ID:	rohit.bishnoi363@hau.ac.in
Date of Birth:	14-07-2000
Aadhar Number:	*****3201
Admission Year:	2019
University:	CCSHAU, Hisar

APPLY FOR STUDENT READY

SUBMIT WEEKLY STATUS REPORT

SUBMIT PROJECT REPORT

Select week number from dropdown for which status is to be submitted

Name: Rohit
USID: U-19-HR-02-006-B-A-014

Weekly Status Report

Title of project: RAWE test project

Supervisor Details: Madan

Applied Category: RAWE

Organization: ICAR-IARI

Week 1

Image

Attendance

Major significant output

Input text: max limit 500 words

Save & Update

- Click on Image and select one image for that week
- Click attendance and upload attendance file
- Enter major significant output for that particular week
- Click save and update for submission
- Report will be submitted to college nodal officer.

Submit Project Report

- Click on Student READY from side menu bar.
- Click on SUBMIT PROJECT REPORT

Name: Rohit
USID: U-19-HR-02-006-B-A-014

Basic Information

Mobile Number: 9896045260

Email ID: rohit.bishnoi363@hau.ac.in

Date of Birth: 14-07-2000

Aadhar Number: *****3201

Admission Year: 2019

University: CCSHAU, Hisar

APPLY FOR STUDENT READY

SUBMIT WEEKLY STATUS REPORT

SUBMIT PROJECT REPORT

STUDENT - USER MANUAL

- Following window will open

Project Report

Title of the project RAWE test project	Name of supervisor Madan	Group name RAWE test project group
Team size 3	Specialization training 1 specialization 1	Specialization training 2 specialization 1

Upload report
 Upload PDF or DOC file only

Major issues identified Major Issues Identified	Major learning Major Learning
Activity by student Activity by Student	Major outcome Major outcome

Submit

- Basic information of group will be visible as shown above.
- Click on upload PDF or DOC file only to select final report file.
- Enter major issues identified
- Enter major learning
- Enter activity by student
- Enter major outcome
- Click submit button for submission.
- Report will be submitted to college nodal officer

7. Contact Details of Support Team

- **Officials at Agricultural Education Division (KAB II)**
 - ✚ Dr. P. S. Pandey
Assistant Director General (EQA&R)
Phone: (Off.) 91-11-25841760
Email: adgeqricar@gmail.com
 - ✚ Dr. Nidhi Verma
Principal Scientist (EP&HS)
Phone: (Off.) 91-11-25840647
Email: Nidhi.Verma@icar.gov.in
- **Project Team**
 - ✚ Dr. Sudeep
Head (A) & Professor Computer Applications (ICAR-IASRI)
Email: sudeep@icar.gov.in
Phone: 91-11-25847121-24
 - ✚ Dr. Alka Arora
Principal Scientist (ICAR-IASRI)
Email: alka.arora@icar.gov.in
 - ✚ Dr. Anshu Bharadwaj
Principal Scientist (ICAR-IASRI)
Email: anshu.bharadwaj@icar.gov.in
 - ✚ Dr. Shashi Dahiya
Senior Scientist (ICAR-IASRI)
Email: Shashi.Dahiya@icar.gov.in
- **Support**
 - Email ID: support.education@icar.gov.in

Link of Education Portal:
<https://education.icar.gov.in/eduportal2/>