



# USER MANUAL UNIVERSITY NODAL OFFICER

# AGRICULTURAL EDUCATION PORTAL STUDENT-READY 2021

[education.icar.gov.in/eduportal2](http://education.icar.gov.in/eduportal2)



## ICAR-IASRI

### Officials at Agricultural Education Division (KAB II)

**Dr. P. S. Pandey**  
Assistant Director General (EQA&R)

**Dr. Nidhi Verma**  
Principal Scientist (EP&HS)

### Project Team

**Dr. Sudeep**  
Head (A) & Professor Computer  
Applications (ICAR-IASRI)

**Dr. Anshu Bharadwaj**  
Principal Scientist (IASRI)

**Dr. Alka Arora**  
Principal Scientist  
(ICAR-IASRI)

**Dr. Shashi Dahiya**  
Senior Scientist  
(IASRI)

### Development Team

**Mr. Uday Kumar**  
IT-Professional (ICAR-IASRI)

**Sanjeev Kumar**  
IT-Professional (ICAR-IASRI)

**Vikas Kumar**  
IT-Professional (ICAR-IASRI)

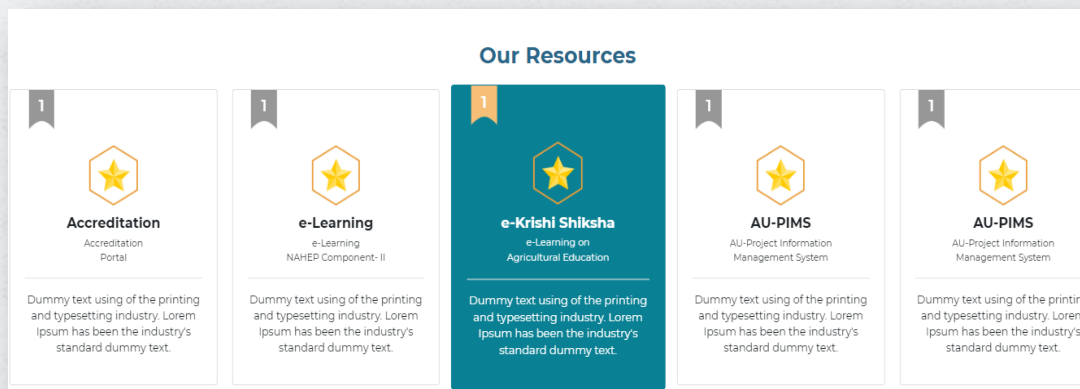
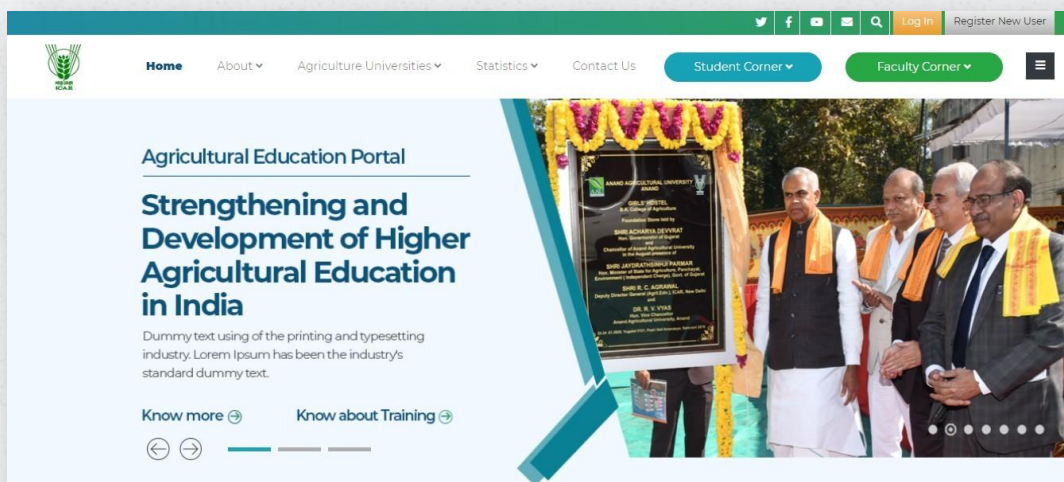
**Miss. Nikahat Praveen**  
IT-Professional (ICAR-IASRI)

**Debashish Bahari**  
IT-Professional (ICAR-IASRI)

1. Introduction - About Agricultural Education Portal
2. How to Login?
3. How to create Password?
4. Dashboard
5. User Profile
6. Student READY(RAWE, IPT, Internship, and IA)
  - Project report submission
  - View college report submitted by college nodal officer
  - Final Student READY report submission by university nodal officer
7. Student READY (Experiential Learning)
8. Contact Details of Support Team

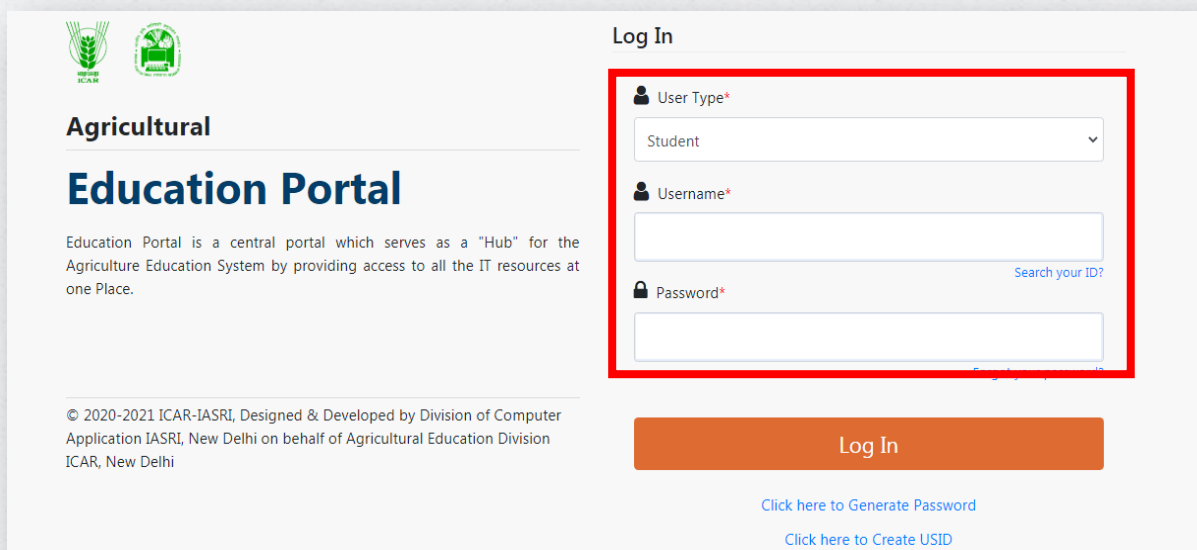
## 1. Introduction

Agricultural Education Portal serves as a central portal for the Agricultural Education System and provides access to all the IT resources at one place. The portal also serves as interface between the university and ICAR for demands and grants, student READY, scholarships and hyperlinks for IT resources for the users.



## 2. How to login?

- Select user type from dropdown menu
- Enter username & password
- Click Log In



**Agricultural Education Portal**

Education Portal is a central portal which serves as a "Hub" for the Agriculture Education System by providing access to all the IT resources at one Place.

© 2020-2021 ICAR-IASRI, Designed & Developed by Division of Computer Application IASRI, New Delhi on behalf of Agricultural Education Division ICAR, New Delhi

**Log In**

User Type\*  
Student

Username\*  
[Search your ID?](#)

Password\*

**Log In**

[Click here to Generate Password](#)  
[Click here to Create USID](#)

## 3. How to create Password?

- Click on "click here to generate password" to generate password.
- A window will open. Enter your USID and submit
- An OTP and link will be sent to your registered Email Id to create new password.

## 4. Dashboard

- After successful login user will be directed to dashboard
- Place cursor on dashboard to zoom in

The screenshot shows the Agricultural Education Portal dashboard. At the top, it says "Agricultural Education Portal" and has two logos on the right. The dashboard is divided into five main sections, each with a "Know More" button:

- AU-PIMS (Project Information Management System):** Total Projects: 4; Institutes/Collages: 4; Project approved: 2; Project not approved: 2; PI approved: 14; PI not approved: 0.
- Agri-DIKSHA (Virtual Classroom System):** Total Registered Students: 29870; Universities: 14; Institutes/Collages: 154; Faculty approved: 29870; Faculty not approved: 29870.
- Student READY (Student READY System):** Total Registered Students: 2236; Institutes/Collages: 5; RAWE: 383; In-Plant Training: 0; Industrial Attachment: 0; Students in current FY: 384; Internship: 1; Experiential Learning: 24.
- AMS (Academic Management System):** Total Registered Users: NA; Institutes/Collages: NA; Students approved: NA; Faculty approved: NA; Total Degree: NA; Students not approved: NA; Faculty not approved: NA.
- Budget Management (Budget Management System):** Total Degree: 74.

- Click on “skip to main content” as highlighted below to view main content.

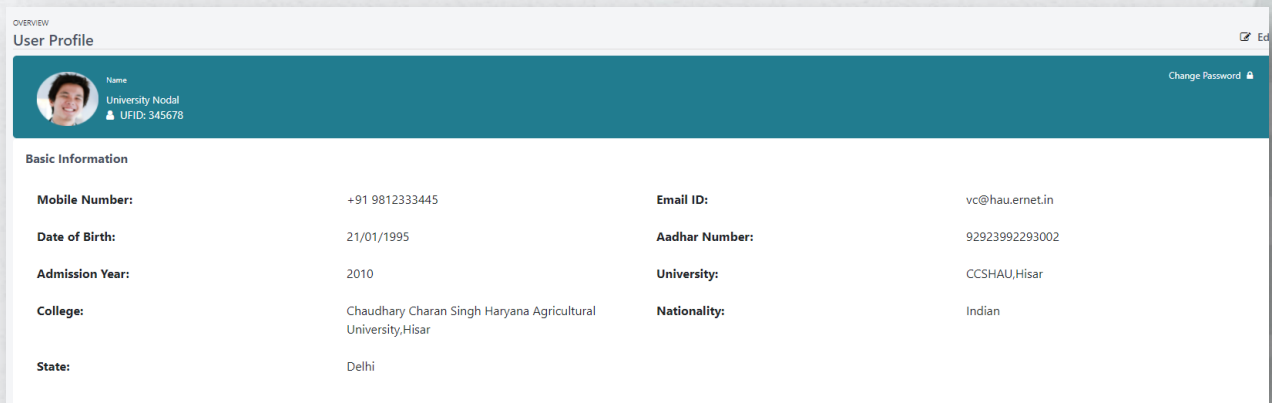
This is a close-up view of the Student READY system card from the dashboard. The card title is "Student READY Student READY System". Below the title is a description: "It is a initiative of ICAR to re-orient graduates of Agriculture and allied subjects for ensuring and assuring employability and develop entrepreneurs". The card displays several statistics:

- Total Registered Students: 2236
- Institutes/Collages: 5
- RAWE: 383
- In-Plant Training: 0
- Industrial Attachment: 0
- Students in current FY: 384
- Internship: 1
- Experiential Learning: 24

At the bottom of the card is a "Know More" button. Below the card, a yellow button labeled "Skip to main content" is circled in red.

## 5. User Profile

- After successful login user will be redirected to user profile
- All basic information will be displayed as shown below

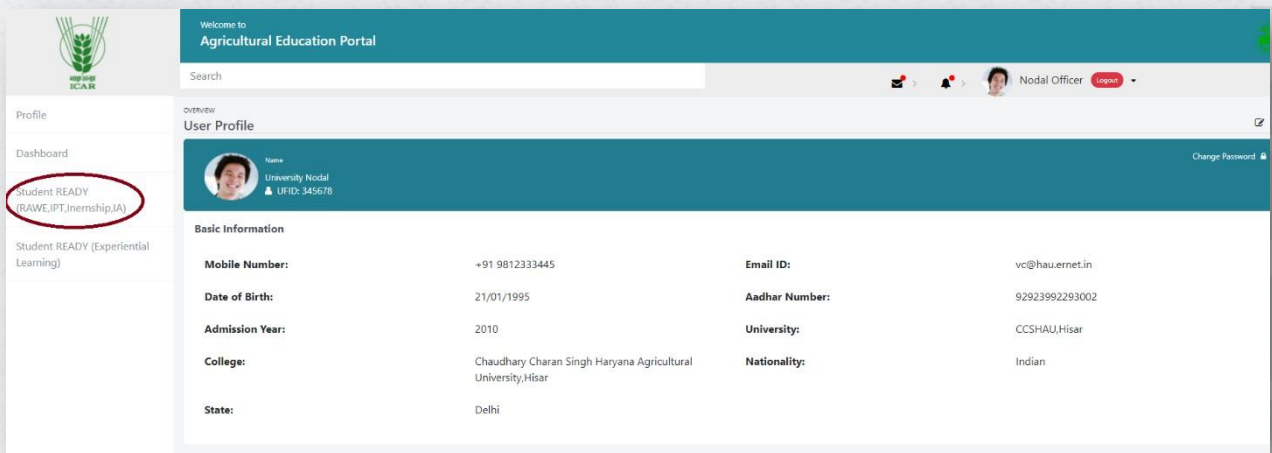


The screenshot shows the 'User Profile' page with the following details:

<b>Mobile Number:</b>	+91 9812333445	<b>Email ID:</b>	vc@hau.ernet.in
<b>Date of Birth:</b>	21/01/1995	<b>Aadhar Number:</b>	92923992293002
<b>Admission Year:</b>	2010	<b>University:</b>	CCSHAU,Hisar
<b>College:</b>	Chaudhary Charan Singh Haryana Agricultural University,Hisar	<b>Nationality:</b>	Indian
<b>State:</b>	Delhi		

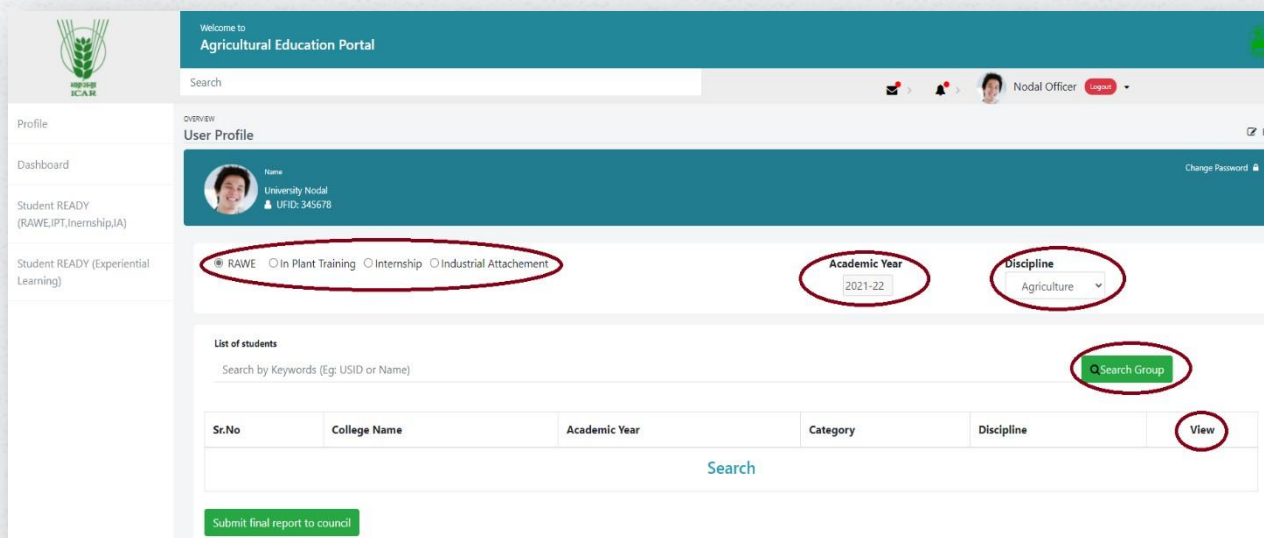
## 6. Student READY(RAWE, IPT, Internship, and IA)

- Click on Student READY (RAWE,IPT,Internship,and IA) from side menu bar



The screenshot shows the 'Agricultural Education Portal' with the 'Student READY (RAWE,IPT,Internship,IA)' option highlighted in the side menu. The main content area displays the same 'User Profile' information as shown in the previous screenshot.

- Following page will open




## View college report submitted by college nodal officer

- Select Student READY category
- Select academic year
- Select discipline
- Click search. All reports in selected options will be listed to view
- Click on “view” button to view college report
- College report will open as shown in Fig. College report submitted by college nodal

Welcome to
College Report ✕

Student READY

<b>Name of the College/Department</b>	College of Agriculture, Bawal												
<b>Discipline</b>	Agriculture												
<b>Title of the programme undertaken (RAWE / IPT / Internship / Industrial attachment)</b>	RAWE												
<b>Supervisor details</b>	<table style="width: 100%; border: none;"> <tr><td style="padding: 2px;"><b>Name</b></td><td>Aman</td></tr> <tr><td style="padding: 2px;"><b>Designation</b></td><td>Professor</td></tr> <tr><td style="padding: 2px;"><b>Contact number</b></td><td>9810125648</td></tr> <tr><td style="padding: 2px;"><b>Email ID</b></td><td>arman@gmail.com</td></tr> </table>	<b>Name</b>	Aman	<b>Designation</b>	Professor	<b>Contact number</b>	9810125648	<b>Email ID</b>	arman@gmail.com				
<b>Name</b>	Aman												
<b>Designation</b>	Professor												
<b>Contact number</b>	9810125648												
<b>Email ID</b>	arman@gmail.com												
<b>Host details</b>	<table style="width: 100%; border: none;"> <tr><td style="padding: 2px;"><b>Name of the organization/individual</b></td><td>IASRI CA</td></tr> <tr><td style="padding: 2px;"><b>Village</b></td><td></td></tr> <tr><td style="padding: 2px;"><b>District</b></td><td>2020</td></tr> <tr><td style="padding: 2px;"><b>State</b></td><td>Delhi</td></tr> <tr><td style="padding: 2px;"><b>Contact number</b></td><td>-</td></tr> <tr><td style="padding: 2px;"><b>Location</b></td><td>Pusa Road Delhi</td></tr> </table>	<b>Name of the organization/individual</b>	IASRI CA	<b>Village</b>		<b>District</b>	2020	<b>State</b>	Delhi	<b>Contact number</b>	-	<b>Location</b>	Pusa Road Delhi
<b>Name of the organization/individual</b>	IASRI CA												
<b>Village</b>													
<b>District</b>	2020												
<b>State</b>	Delhi												
<b>Contact number</b>	-												
<b>Location</b>	Pusa Road Delhi												
<b>Major Activity (ies) undertaken</b>	nil												
<b>Major outcome</b>	<p>Major Issues Identified by group</p> <p>Major learning by group</p> <p>Major outcome by group</p> <p>Recommendations</p>												
<b>Photographs</b>													



## Final Student READY report submission by university nodal officer

- Click on submit final report to council button as highlighted in fig below.
- Final report form will open as show in fig. Final report form

User Profile

Name  
University Nodal  
UFID: 345678

Change Profile

RAWE  In Plant Training  Internship  Industrial Attachment

Academic Year: 2021-22

Discipline: Agriculture

List of students

Search by Keywords (Eg: USID or Name) Search Group

Sr.No	College Name	Academic Year	Category	Discipline	View
1	College of Agriculture,Bawal	2021-22	RAWE	Agriculture	<a href="#">View</a>

Submit final report to council

- Final report form will open with prefilled combined information submitted by

C  
o  
l  
l  
e  
g  
e  
n  
o  
d  
a  
l  
  
o  
f

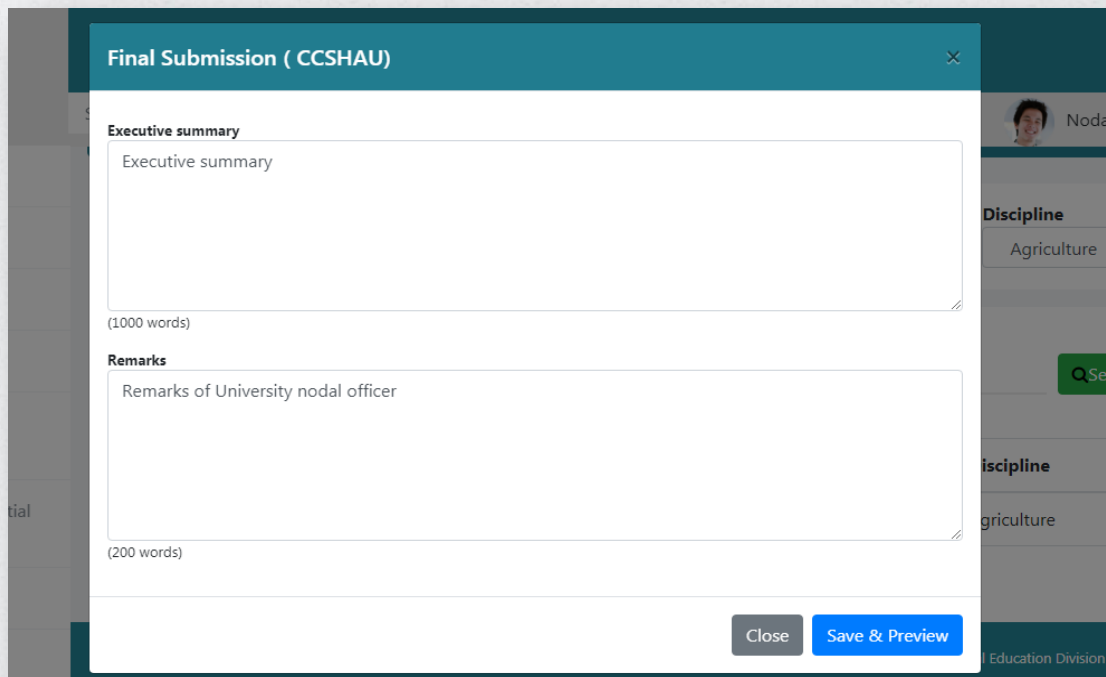
Student details

Sr.No	USID	Student Name	Mobile	Email
1	Rohit	U-19-HR-02-006-B-A-014	*****4526	rohit.bishnoi363@hau.ac.in
2	Yamini	U-19-HR-02-006-B-A-018	*****1943	yamini0711@hau.ac.in
3	Supriya	U-19-HR-02-006-B-A-017	*****4516	supriya7811@hau.ac.in
4	Aarzo	U-18-HR-02-006-B-A-001	*****0358	sarohaarzo@hau.ac.in
5	Amandeep	U-18-HR-02-006-B-A-002	*****6002	amanbedwal123@hau.ac.in

Close

© 2020-2021 ICAR-IASRI, Designed & Developed by Division of Computer Application IASRI, New Delhi on behalf of Agricultural Education Division ICAR, New Delhi

Officers in selected options.



The screenshot shows a web application window titled "Final Submission (CCSHAU)". The window contains two text input fields. The first field is labeled "Executive summary" and has a "(1000 words)" limit. The second field is labeled "Remarks" and has a "(200 words)" limit. At the bottom right of the form, there are two buttons: "Close" and "Save & Preview". The background of the application is partially visible, showing a user profile and a list of disciplines including "Agriculture".

- University nodal officer can edit or save details
- Click on “Save & preview button” to view preview and proceed for final submit
- View and verify all details in preview as show in Fig. Final preview.
- To edit further click close
- To submit finally click “Final Submit” button. (Once submitted report cannot be edited again)
- Report will be submitted to council

**University Report** ×

**Student READY**

1	<b>Name of the University</b>	Chaudhary Charan Singh Haryana Agricultural University, Hisar
2	<b>Academic year</b>	2021-22
3	<b>Executive summary (Running Text) - 1000 words by the Student READY coordinator of University</b>	Executive Summary Major Outcomes Learning 1 Learning 2 Outcome 1 Outcome 2 nil Recommended Activity 1 Activity 2 Name:

4	<b>Summary table</b>		
	<b>College Name</b>	<b>Discipline</b>	<b>Type of activity (RAWE / IPT / Internship /Industrial attachment)</b>
	College of Agriculture, Bawal	Agriculture	RAWE
			<b>Major outcome</b> Major Outcomes Learning 1 Learning 2 Outcome 1 Outcome 2 nil Recommended
5	<b>Remarks</b>	Remarks of University nodal officer	

Close
Submit

## 7. Student READY (Experiential Learning)

- Click on Student READY (Experiential Learning) from side menu bar.
- List of Sanctioned Experiential Learning will open.

Welcome to Agricultural Education Portal

Search

Nodal Officer [Logout](#)

**List of Sanctioned Experiential Learning**

Sr.No	College	Title of EL	Year of Sanction	Supported By	Business/Skill Mode	EL Location	Discipline	Budget Outlay (Rs. in Lakh)	View
1	College of Agricultural Engineering and Technology,Hisar	High tech agriculture	2006-07	ICAR	Business Mode		Agriculture	40.00	<a href="#">View</a>
2	College of Agricultural Engineering and Technology,Hisar	Processing of fruits, vegetables and some other food items	2006-07	ICAR			Food Technology	40.00	<a href="#">View</a>
3	College of Agriculture,Hisar	Production of Medicinal & aromatic Plants through tissue culture & production of bio-fertilizers	2006-07	ICAR			Biotechnology	46.00	<a href="#">View</a>

- Click on “view” button to view year wise all details as shown in Fig. Year wise details
- Click “view” under column view students to view all students

Profile

Dashboard

Hostel Management

Course Management

Student READY (RAWE,IPT,Inernship,IA)

Student READY (Experiential Learning)

Agri-DIKSHA

Name [Change Password](#)

University Nodal  
UFID: 345678

**Experiential Learning : High tech agriculture**

**Year of Sanction :** 2006-07    **Supported By :** ICAR    **Mode :** Business Mode    **Discipline :** Agriculture    **Budget Outlay :** 40.00

Sr.No	Year	No. of Student Trained	No. of Entrepreneur developed	Total Income Generated (In Rs.)	Total Profit Earning (In Rs.)	Profit Shared per Student (In Rs.)	View Students	View Photograph	Coll. Inst.
1	2018-19	15	0	21700.00	13400.00	893.33	<a href="#">View</a>	<a href="#">View</a>	<a href="#">View</a>
2	2019-20	20	0	20000.00	20000.00	500.00	<a href="#">View</a>	<a href="#">View</a>	<a href="#">View</a>
3	2019-20	16	0	0.00	0.00	0.00	<a href="#">View</a>	<a href="#">View</a>	<a href="#">View</a>

- Click “view” under column view photograph to view all photograph submitted by college as shown in Fig. Image gallery.
- Click “view” under column coll. Inst. to view all collaborating institutes Fig. Collaborating Institutes. A list will be displayed if there are collaborating institutes.

## Experiential Learning : High tech agriculture



## Experiential Learning : High tech agriculture

Sr.No	Collaborating institute(if Any)	Address	City	State	Remarks
No Record Found					

## Contact Details of Support Team

- **Officials at Agricultural Education Division (KAB II)**
  - ✚ Dr. P. S. Pandey  
Assistant Director General (EQA&R)  
Phone: (Off.) 91-11-25841760  
Email: adgeqricar@gmail.com
  - ✚ Dr. Nidhi Verma  
Principal Scientist (EP&HS)  
Phone: (Off.) 91-11-25840647  
Email: Nidhi.Verma@icar.gov.in
- **Project Team**
  - ✚ Dr. Sudeep  
Head (A) & Professor Computer Applications (ICAR-IASRI)  
Email: sudeep@icar.gov.in  
Phone: 91-11-25847121-24
  - ✚ Dr. Alka Arora  
Principal Scientist (ICAR-IASRI)  
Email: alka.arora@icar.gov.in
  - ✚ Dr. Anshu Bharadwaj  
Principal Scientist (ICAR-IASRI)  
Email: anshu.bharadwaj@icar.gov.in
  - ✚ Dr. Shashi Dahiya  
Senior Scientist (ICAR-IASRI)  
Email: Shashi.Dahiya@icar.gov.in
- **Support**
  - Email ID: support.education@icar.gov.in

Link of Education Portal:  
<https://education.icar.gov.in/eduportal2/>