



E-ISSN: 2278-4136
P-ISSN: 2349-8234
JPP 2018; SP3: 380-383

Aparna PM
College of Horticulture,
Bengaluru, Karnataka, India

Suryanarayana MA
ICAR- Indian Institute of
Horticultural Research,
Bengaluru, Karnataka, India

Rajasekharan PE
ICAR- Indian Institute of
Horticultural Research,
Bengaluru, Karnataka, India

Bhanuprakash K
ICAR- Central Plantation Crops
Research Institute, Kasaragod,
Kerala, India

Umsha K
College of Horticulture,
Bengaluru, Karnataka, India

Maruthi Prasad BN
College of Horticulture,
Bengaluru, Karnataka, India

National conference on "Conservation, Cultivation and Utilization of medicinal and Aromatic plants" (College of Horticulture, Mudigere Karnataka, 2018)

Seed propagation studies in *Embelia ribes* burm. F.

Aparna PM, Suryanarayana MA, Rajasekharan PE, Bhanuprakash K, Umsha K and Maruthi Prasad BN

Abstract

Embelia ribes, commonly known as Vidanga or false pepper is a commercially important threatened medicinal plant of the Tropics belonging to the family Myrsinaceae which yields embelin, a highly valuable quinine derivative. Regeneration of the crop is poor due to over exploitation, diminishing forest area, dormant seeds, abortive embryos and hard seed coat. Seeds were subjected to several pre-soaking treatments i.e, soaking in water, aqueous solutions of GA₃ at different concentrations, acid scarification using HCl, H₂SO₄ and combination of acid scarification and GA₃. Seeds treated with GA₃ 750 ppm for 24 hours and H₂SO₄ scarified seeds treated with GA₃ 750 ppm for 12 hours exhibited superior results compared to the untreated control. The shoot length (8.82 cm), root length (8.03 cm), and total dry biomass (70.21mg) were maximum in seeds treated with GA₃ 750 ppm whereas, germination percentage (87.5) and seedling vigour (1410.42) were maximum in H₂SO₄ scarified seeds treated with with GA₃ 750 ppm.

Keywords: *Embelia ribes*, pre-sowing treatments, GA₃, HCl, H₂SO₄

Introduction

Embelia ribes is a red listed, large woody climbing shrub belonging to the family Myrsinaceae [10]. It is one of the 32 medicinal plants selected by National Medicinal Plants Board for its large scale cultivation due to its commercial value [16-17]. It is mainly distributed in warmer regions of northern and southern hemisphere. Most of the genera and species are tropical. Genus *Embelia*, represented by more than 100 species, is distributed in Tropical Asia, Africa and Australia and Pacific islands. The fruits, leaves, bark and root of *Embelia ribes* is of immense value to the Traditional systems of medicine. It is an antipyretic, anticonvulsant, antibacterial, antioestrogenic, antihelmintic, carminative, laxative, diuretic, and astringent [9]. It is used in treatment of skin fungal infections, leprosy, hemorrhoids, obesity, lung diseases, cancer, mental disorders and heart diseases [8, 2, 13]. The benzoquinone embelin obtained from berries have proven antispermatic effects. *Embelia ribes* is one such plant which is overexploited for commercial purpose. The threats faced by forest from humans has eventually led to the threatened status of medicinal plants like Vidanga. Regeneration of *E. ribes* from seeds is poor, embryos are very small when present and most of the seeds are abortive. For the survival and growth of *E. ribes* specific habitat conditions are essential. The propagation and conservation of this important medicinal plant requires special attention.

Materials and Methods

Seed germination studies were conducted at Division of Plant Physiology and Biochemistry and Division of Plant Genetic Resources, ICAR- Indian Institute of Horticultural Research, Hessaraghatta, and Bengaluru. The experiment was carried out in the Seed germination Chamber where the day and night temperature were maintained at an average of 20 °C /30 °C. The required seed materials were collected from the plants grown in the Field Gene Bank of RET medicinal plants maintained at Division of Plant Genetic Resources, ICAR- IIHR, Bengaluru. The fruits were subjected to floatation test, where the sinkers were collected and floaters were discarded. Then the mucilaginous seed coat present in the seeds was removed. The seeds were treated with mercuric chloride 0.1 per cent for 10 minutes, later washed with water and shade dried for 24 hours. The extracted seeds were subjected to 16 different pre-sowing treatments. Treated seeds were sown in protrays consisting of coir pith and kept in

Correspondence
Aparna PM
College of Horticulture,
Bengaluru, Karnataka, India

seed germination chamber (alternate temperature of 200C /300C, 80-85% humidity). The protrays were covered with

black polythene films to maintain high humidity and temperature to facilitate seed germination.

Table 1: Pre-sowing treatments given to *Embelia ribes* to enhance seed germination.

T ₁	Soaking in water
T ₂	GA ₃ at 250 ppm (12 h)
T ₃	GA ₃ at 500 ppm (12 h)
T ₄	GA ₃ at 750 ppm (12 h)
T ₅	GA ₃ at 250 ppm (24 h)
T ₆	GA ₃ at 500 ppm (24 h)
T ₇	GA ₃ at 750 ppm (24 h)
T ₈	HCl 35% (1 min)
T ₉	HCl 35% (1 min) + GA ₃ 250 ppm (12 h)
T ₁₀	HCl 35% (1 min) + GA ₃ 500 ppm (12 h)
T ₁₁	HCl 35% (1 min) + GA ₃ 750 ppm (12 h)
T ₁₂	H ₂ SO ₄ 10% (10 min)
T ₁₃	H ₂ SO ₄ 10% (10 min) + GA ₃ 250 ppm (12 h)
T ₁₄	H ₂ SO ₄ 10% (10 min) + GA ₃ 500 ppm (12 h)
T ₁₅	H ₂ SO ₄ 10% (10 min) + GA ₃ 750 ppm (12 h)
T ₁₆	Control



Fig1: a) Fruiting branch b) dried seeds c) ripe berries

Result and Discussion

The data pertaining to various germination parameters as influenced by different pre-sowing treatments is summarized in Table 2.

In this study the highest germination percentage (87.50) and least number of days taken for initiation of germination (26) was recorded in H₂SO₄ scarified seeds treated with GA₃ 500 ppm and H₂SO₄ scarified seeds treated with GA₃ 750 ppm followed by seeds treated with GA₃ 750 ppm. The seedling vigour was found to be highest in H₂SO₄ scarified seeds treated with GA₃ 750 ppm (1410.42) and similar to that of GA₃ 750 ppm (1372.70) followed by H₂SO₄ scarified seeds treated with GA₃ 500 ppm. Other parameters like shoot length, root length and total dry biomass of seedlings were higher in seeds treated with GA₃ 750 ppm followed by H₂SO₄ scarified seeds treated with GA₃ 750 ppm and H₂SO₄ scarified seeds treated with GA₃ 500 ppm.

Table 2: Effect of preconditioning of seeds on days taken for initiation of germination and germination percentage.

Treatments	Days taken for initiation of germination	Germination percentage	Shoot length 90 DAS (cm)	Root length 90 DAS (cm)	Seedling vigour	Total dry biomass (mg)
T1- Soaking in water	50.00	30.50 (33.52)	4.84	2.64	228.04	39.28
T2- GA ₃ at 250 ppm (12 h)	43.00	42.50 (40.68)	5.70	3.18	377.73	40.37
T3- GA ₃ at 500 ppm (12 h)	41.75	44.00 (41.54)	5.90	3.36	407.33	43.63
T4- GA ₃ at 750 ppm (12 h)	40.00	47.50 (43.56)	6.23	3.55	464.45	45.16
T5- GA ₃ at 250 ppm (24 h)	33.25	60.50 (51.06)	7.50	6.17	827.02	56.07
T6- GA ₃ at 500 ppm (24 h)	31.50	78.00 (62.03)	7.68	7.55	1187.66	58.75
T7- GA ₃ at 750 ppm (24 h)	30.50	81.50 (64.53)	8.82	8.03	1372.70	70.21
T8- HCl 35% (1 min)	46.25	46.50 (42.99)	5.18	3.26	392.47	40.45
T9- HCl 35% (1 min) + GA ₃ 250 ppm (12 h)	42.00	47.00 (43.27)	6.32	3.27	450.69	46.56
T10- HCl 35% (1 min) + GA ₃ 500 ppm (12 h)	40.25	50.00 (45.00)	6.52	3.55	504.00	49.48
T11- HCl 35% (1 min) + GA ₃ 750 ppm (12 h)	40.50	52.50 (46.43)	6.70	3.67	545.43	53.15
T12- H ₂ SO ₄ 10% (10 min)	41.25	50.50 (45.28)	5.49	3.49	453.53	42.26
T13- H ₂ SO ₄ 10% (10 min) + GA ₃ 250 ppm (12 h)	31.00	73.00 (58.73)	8.05	6.73	1080.99	57.75
T14- H ₂ SO ₄ 10% (10 min) + GA ₃ 500 ppm (12 h)	26.00	85.00 (67.24)	8.34	7.47	1345.74	59.44
T15- H ₂ SO ₄ 10% (10 min) + GA ₃ 750 ppm (12 h)	28.00	87.50 (69.30)	8.41	7.61	1410.42	63.65
T16- Control	53.00	29.50 (32.88)	3.92	2.02	175.67	38.14
S.Em ±	0.75	0.73	0.10	0.08	18.37	0.66
CD @ 5%	2.13	1.73	0.30	0.25	52.25	1.89

* Values in the parentheses are arcsine transformed value

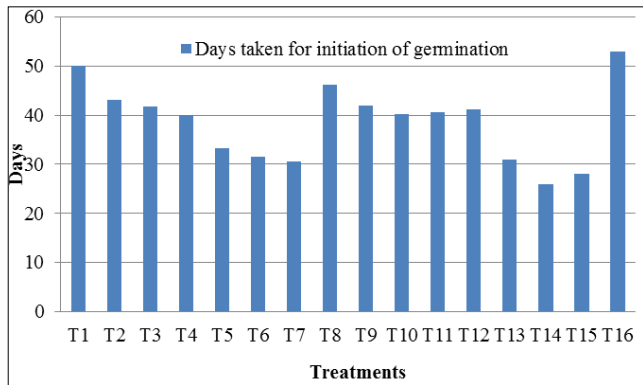


Fig 2: Effect of growth regulators and chemicals on days taken for initiation of germination in *E. ribes* Burm. f. seeds

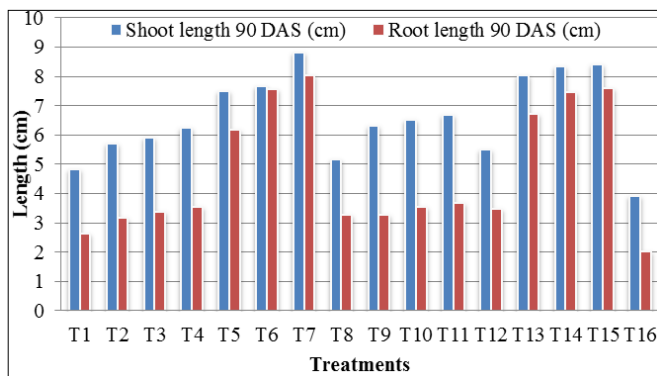


Fig 3: Effect of growth regulators and chemicals on shoot length and root length in *E. ribes* Burm. f. seedlings at 90 days after sowing

Similar results were obtained in *Embelia ribes* where seeds treated with GA3 500 ppm for 16 hours resulted in 80-85% germination in 6-7 days [1, 18]. Reported that *E. tsjeriam-cottam* seeds treated with 300 ppm GA3 recorded maximum germination (52%) compared to control (13.20%). Seeds of *Embelia ribes* when treated with GA3 500 ppm for 18 hours recorded a germination percentage of 73.33 [15]. Treatment of *Vidanga* seeds with GA3 750 ppm exhibited similar results in case of early seed germination, germination rate, seedling vigour, seedling height and number of leaves [19]. Gowda *et al.* (2003) [6] reported that GA 400 ppm considerably improved germination (48%) than control (12%) in *E. tsjeriam-cottam*. *Lavandula dentate* seedtreated with gibberellic acid at 1000 ppm marked a maximum germination of 67% compared to the control which did not exceed 1 per cent [3].

Among the different germination inducing treatments, the seeds treated with gibberellins responded well with high seed germination and vigorous seedling growth. Initiation of germination was also earlier in GA3 treatment at different concentrations. Paleg (1960) reported that, gibberellic acid originating from the embryo is responsible for the hydrolysis of starch reserves in the endosperm during germination of grains. GA3 induces the de-novo synthesis of proteolytic enzymes like α -amylase and ribonuclease. Amylases in turn hydrolyse starch in the endosperm, providing the essential sugars for the initiation of growth processes [4].

Low germination percentage in seeds may be due to physical or chemical barriers like hard seed coat and dormancy. When both these factors act together it's a tough job for water to penetrate and trigger germination. Acid scarification followed by treatment with growth regulators like GA3 can easily solve this problem. Here, highly appreciable results were obtained in less time compared to that of GA3 treatment alone. Acid treatment brings about softening of hard seed coat by

dissolution of pectic substances, lipids and high density waxes, which is a common cause for hard seededness [7, 18]. This softens the seed coat in and makes it permeable to water and gases. Further, the GA3 treatment induces hydrolysis of starch reserves which leads to germination of seed. *Vidanga* seeds scarified with H2SO4 10% and then treated with GA3 500 ppm recorded the least number of days taken for germination (26.00) with better germination (85%) whereas, highest germination (87.5 %) and seedling vigour (1410.42) was observed in H2SO4 scarified seeds treated with GA3 750 ppm.

Patwardhan *et al.* (2014) [12] reported that pre-sowing treatment of 10 percent H2SO4 for 10 minutes + GA3 4000 ppm is the best treatment for *Embelia ribes* with 40% germination. Pipinis *et al.* (2011) [14] observed higher germination percentage (90.83) in *Paliurus spina-christi* Mill. Seeds when scarified with H2SO4 (90 min) and then treated with GA3 2000 ppm. Acid scarification considerably increased the germination from 29.50 percent in control to 50 per cent. There was improvement in seedling parameters such as total dry biomass (42.26 mg) and seedling vigour (453.53). The seeds of *Zanthoxylum armatum* DC when treated with diluted (50 %) H2SO4 (15 min) resulted in maximum germination (93.3 %) along with mean germination time (MGT) of 149.5 days [15]. Sharma *et al.* (2011) [18] reported better germination (34%), rate of germination (0.95) and vigour index (357) in *E. tsjeriam-cottam* seeds when treated with concentrated H2SO4 for one minute. Though the seeds soaked in water alone did not show appreciable results in this experiment it might have aided the germination process along with acids and GA3 by converting the insoluble food into soluble form for its translocation to the embryo and by bringing dissolved oxygen. We know that seedling emergence is primarily a function of moisture availability and optimum temperature to the seed. The tropical species require high temperature and relative humidity for their germination [7]. This was achieved by covering the pro trays with black polythene. The seed germination chamber was a boon for the seedlings from the harsh summer condition. From this experiment it is evident that *Vidanga* seeds treated with GA3 750 ppm for 24 hours and H2SO4 scarified seeds treated with GA3 750 ppm for 12 hours exhibited nearly similar results superior to the other treatments and control. The first one reduces the cost and probable hazards from acids, but requires long duration of treatment (24 hours) meanwhile, the second one reduces the time required for seed treatment by 12 hours and slightly increases the cost involved in purchase of chemicals.




Fig 4: Seedlings raised from the best treatments 90 days after sowing
a) GA3 500 ppm b) H2SO4 + GA3 500 ppm

References

1. Annapura D, Srivastava A, Rathore TS. Impact of population structure, growth habit and seedling ecology on regeneration of *Embelia ribes* Burm. f.- Approaches towards a quasi in situ conservation strategy. *American Journal of Plant Sciences*. 2013; 4:28-35.

2. Bhutani KK, Singh IP, Sandip B, Bharati A. Fate of embelin in pippalyadi yoga an ayurvedic oral contraceptive: Structures of embelin-borax complex and evaluation of anti-fertility activity. *Indian Journal of Chemistry*. 2007; 46(B):320-325.
3. Chetouani M, Mzabri I, Amar A, Boukroute A, Kouddane N, Berrichi A. Effect of gibberellic acid (AG3) on the germination of seeds of *Thymus satureioides* L and *Lavandula dentate*. *Journal of Materials and Environmental Science*. 2017; 8(3):942-948.
4. Copeland LO, Mc-donald MB. *Principles of Seed Science and Technology*. Edition 3, Chapman and Hall Publications, New York, 1995, 127-146.
5. Geetha S, Haridasan K, Pandala RC. Comparison between traditional and conventional methods of seed storage and pretreatment in *Embelia ribes*- A threatened medicinal plant. *Journal of Traditional Folk Practices*. 2016; 4(1):135-146.
6. Gowda HC, Vasudeva R, Raghu HB, George PM. Standardization of pregermination seed treatment for *Embelia tsjeriam-cottam*. *My forest*. 2003; 39(4):337-339.
7. Hartmann HT, Kester DE, Devies FT, Geneve RL. *Plant Propagation Principles and Practices*. Edition 7, Prentice Hall of India Pvt. Ltd, New Delhi, 2007.
8. Kumara Swamy HM, Krishna V, Shankarmurthy K, Abdul Rahiman B, Mankani K L, *et al*. Wound healing activity of embelin isolated from the ethanol extract of leaves of *Embelia ribes* Burm. *Journal of Ethnopharmacology*. 2007; 109(3):529-34.
9. Lal B, Mishra N. Importance of *Embelia ribes*: an update. *International Journal of Pharmaceutical Sciences and Research*. 2016; 4(10):3823-38.
10. Ma OSW, Saunders RMK. Comparative floral ontogeny of *Maesa* (Maesaceae), *Aegiceras* (Myrsinaceae) and *Embelia* (Myrsinaceae): taxonomic and phylogenetic implications. *Plant Systematics and Evolution*. 2003; 243:39-58.
11. Paleg LG. Physiological effects of gibberellic acid. II. on starch hydrolyzing enzymes of barley endosperm. *Plant Physiology*. 1960; 35:902-906.
12. Patwardhan A, Mhaskar M, Joglekar A, Tadwalkar M, Wagh R, Vasudeva R. *Propagation and Cultivation Techniques of Embelia ribes (Vidanga)*. Future Crops. Vol II, Daya Publishing House, New Delhi. 2014; 2:237-256.
13. Pillai ZS, JOY B. A Lead Molecule for the Future, in *Bioactive Phytochemicals: Perspectives for Modern Medicine*. Vol. II, Daya Publication House, New Delhi, 2012, 531-545.
14. Pipinis E, Milios E, Smiris P. Effect of sulphuric acid scarification, cold moist stratification and gibberellic acid on germination of *Paliurus spinachristi* Mill. *Seeds. Forestry ideas*. 2011; 17(41):45-52.
15. Purohit S, Nandi SK, Palni LMS, Giri L, Bhatt A. Effect of Sulfuric Acid Treatment on Breaking of Seed Dormancy and Subsequent Seedling Establishment in *Zanthoxylum armatum* DC: An Endangered Medicinal Plant of the Himalayan Region. *National Academy of Science Letters*. 2015; 38(4):301-304.
16. Ravikumar K, Ved DK. *Hundred Red Listed Medicinal Plants of Conservation Concern in Southern India*, Foundation for Revitalization of Local Health Traditions (FRLHT), Bangalore. 2000; 136-141.
17. Saumya MT, Surendran T, Hrideek TK. Vegetative propagation for different physiological ages of *Embelia ribes* cuttings in different seasons. *Research Journal of Agriculture and Forestry Sciences*. 2014; 2(2):8-12.
18. Sharma Y, Venugopal CK, Hegde RV, Hegde L, Manjunath AV. Propagation of *Embelia tsjeriam-cottam*, a critically endangered medicinal plant species. *Journal of Medicinal and Aromatic Plant Sciences*. 2011; 33(4):463-469.
19. Shruthi AM, Shetty GR, Ganapathi M, Vaishnavi BA. Standardization of seed and vegetative propagation techniques in *Embelia ribes* Burm f.: An endangered medicinal plant. *Research on Crops*. 2016; 17(4):793-799.