

ICAR- Krishi Vigyan Kendra Hirehalli, Tumakuru



Action Plan Meeting: 2020

GKVK, Bengaluru, 20-21 May, 2020

General Information



Year of sanction	:	2009-10
Address	:	NH-48, Hirehalli, Tumakuru-572168 Karnataka
Host Institute	:	ICAR-Indian Institute of Horticultural Research, Bengaluru
Phone No./ Fax No.	:	0816-2243175/ 2243177
E-mail	:	kvk.tumakuru2@icar.gov.in
Website	:	www.ihrkvk.org
Total no. of staff	:	12
Area	:	16.8 Ha (Office- 1.7 Ha, Farm -15.1 Ha)

Particulars	Head	SMS	P.A's	Admin	Drivers	Supporting	Total
Sanctioned	01	06	03	02	02	02	16
Filled	01	05	03	02	01	00	12

Location of KVK



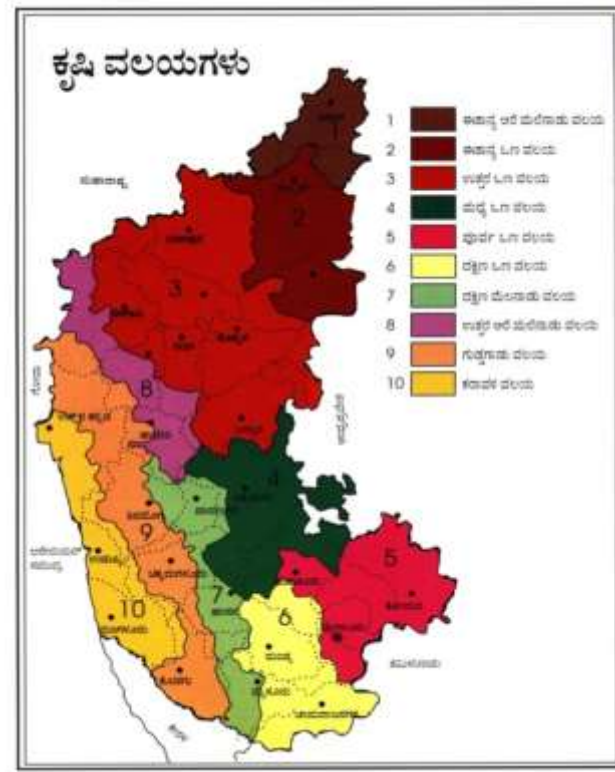
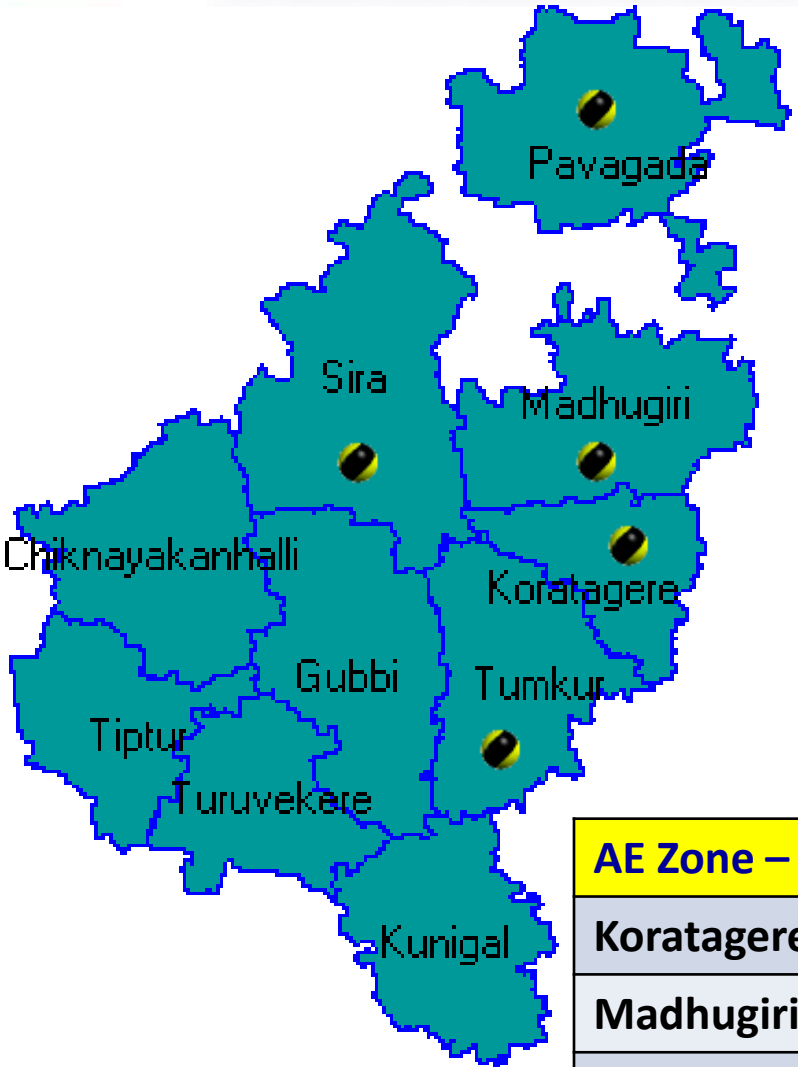


District at a glance



Name of agro-climatic zone	:	Central and Eastern - Dry Zones
Soil type	:	Red sandy and Red Loamy Soils
Annual rainfall (mm)	:	697 mm
Total Geog Area	:	10,64,755 ha
Population (2011)	:	26,78,980
Total Gram Panchayats	:	321 (172 in our taluks)
Total villages	:	2574 (1272 in our taluks)
Major farming systems/enterprises	:	Dry Land Agriculture, Horticulture & Dairy
Major crops	:	Ragi, Groundnut, Coconut, Arecanut, Fruits and Vegetables
Major irrigation source	:	Bore well, Tank, Canal, Open well

Jurisdiction of KVK , Hirehalli



AE Zone – 4 (Central dry)	AE Zone – 5 (Eastern dry)
Koratagere	Tumakuru
Madhugiri	
Pavagada	
Sira	

KVK Manpower

Sl. No.	Sanctioned post	Name of the incumbent	Discipline	If permanent, please indicate		Date of joining	If temporary, pl. indicate the consolidated amount paid (Rs./month)
				Current pay band	Current grade pay		
2.1	Senior Scientist & Head/PC	Dr. N.Logannadhan	Agril.Extn	Level 14	153000	08/02/2013	Permanent
2.2	Subject Matter Specialist	Sri K.N. Jagadish	Agril.Extn.	Level 11	76200	11/17/2009	Permanent
2.3	Subject Matter Specialist	Sri P.R.Ramesh	Soil Science	Level 11	76200	11/17/2009	Permanent
2.4	Subject Matter Specialist	Sri Prashanth J.M	Horticulture	Level 11	76200	11/24/2009	Permanent
2.5	Subject Matter Specialist	Sri B. Hanumanthe Gowda	Plant Protection	Level 11	76200	12/02/2009	Permanent
2.6	Subject Matter Specialist	Mrs. RadhaR.Banakar	Home Science	Level 11	76200	12/05/2009	Permanent
2.7	Subject Matter Specialist	Vacant	-	-	-	-	Vacant
2.8	Programme Assistant (Lab Assistant)	Sri Shashidhara K N	Crop Physiology	Level 9	42300	08/02/2013	Permanent

KVK Manpower

Sl. No.	Sanctioned post	Name of the incumbent	Discipline	If permanent, please indicate		Date of joining	If temporary, pl. indicate the consolidated amount paid (Rs./month)
				Current pay band	Current grade pay		
2.9	Programme Assistant (Computer Programmer)	Jayasankar, N	Computer Science	Level 10	69000	06/15/2017	Permanent
2.10	Programme Assistant (Farm Manager)	Muralidhara	Farm Management	Level 3	27900	06/11/2018	Permanent
2.11	Accountant/Superintendent	Ramakrishna, G.S.	Admin	Level 3	25200	06/01/2018	Permanent
2.12	Stenographer	Mrs.VedaKurnali	Stenographer	Level 4	32300	2/17/2010	Permanent
2.13	Driver 1	Sri M.H.Ningappa	Driver	Level 3	30500	12/30/2009	Permanent
2.14	Driver 2	Vacant	Driver	-	-	-	Vacant
2.15	Supporting staff 1	Vacant	Supporting Staff	-	-	-	Vacant
2.16	Supporting staff 2	Vacant	Supporting Staff	-	-	-	Vacant

Major crops of District - details

Crop	Area (Ha)	Production (t)	Average Yield of the District	Potential Yield	Yield gap %
Ragi	1,71,527	2,29,290	1,594 kg/ha	2000 kg/ha	25.47
Paddy	9,502	77,165	2,856 kg/ha	5000 kg/ha	75.07
Redgram	9,819	4,868	354 kg/ha	1250 kg/ha	253.1
Groundnut	88,011	22,503	268 kg/ha	750 kg/ha	179.85
Mango	15,152	1,51,520	10 t/ha	20 t /ha	100
Banana	5,174	1,27,346	24.61 t/ha	37.50 t/ha	52.40
Coconut	1,45,660	12,885	0.09 t/ha	0.14 t/ha	55.55
Areca nut	32,341	43,691	1.35 t/ha	2.0 t/ha	48.10
Tomato	1385	74,202	53.58 t/ha	75 t/ha	40.00
Chilli	912	13,204	14.48 t/ha	25 t/ha	72.65
Onion	600	11,881	19.80 t/ha	25 t/ha	26.30

DFI strategy focused PRA



DFI strategy focused PRA



Operational Area – Convergence

Name of Taluks	Cluster Villages	Convergence
Tumakuru	Kodigenahalli	Navya Disha NGO, Spriluna Foundation (CSR), CFLD
Koratagere	Tanganahalli	Grama Chetanan FPO, Marikamba FPO, NICRA Project
Sira	Kumbarahalli	Kasturi Rangappa Nayaka FPO, Swavalambi FPO, ORDER NGO
Madhugiri	Shivanegere	Swarnamuki FPO, NABARD Watershed Project, CFLD, Avishkar NGO
Pavagada	Madavarayanapalya	RRS (GKVK), Private partners, TSP Project Of IIHR , CFLD

Village wise Basic Details

Kodigehalli, Tumakuru (Cluster-A)

Total Area (Ha)	333
Non-agricultural Area (Ha)	60.0
Total irrigated Area (Ha)	32.0
Total Population	1334
Total No of Houses	154
Female Population %	31.2 % (250)
Total Literacy rate %	73.0 % (933)
Female Literacy rate	70.0 % (175)
Scheduled Tribes Population %	13.4 % (180)
Scheduled Caste Population %	26.2 % (350)
Working Population %	40.0 %
Major Crops	Ragi, Maize, Groundnut, Redgram, Paddy, Arecanut, Coconut, Tomato, Frenchbean, Aster, Chrysanthemum, Dairy farming and Others (Shikakayi)

Tanganahalli, Koratagere (Cluster-B)

Total Area (Ha)	366
Non-agricultural Area (Ha)	9
Total irrigated Area (Ha)	7
Total Population	629
Total No of Houses	143
Female Population %	49.76 % (313)
Total Literacy rate %	68.37 % (430)
Female Literacy rate	59.51 % (256)
Scheduled Tribes Population %	24.64 % (155)
Scheduled Caste Population %	20.51 % (129)
Working Population %	40.4 %
Major Crops	Ragi, Groundnut, Maize, Redgram, Paddy, Arecanut, Coconut, Aster, Chrysanthemum, French bean and Tomato

Kumbarahalli, Sira (Cluster-C)

Total Area (Ha)	251.36
Non-agricultural Area (Ha)	2.42
Total irrigated Area (Ha)	30.25
Total Population	1032
Total No of Houses	206
Female Population %	47.9 % (494)
Total Literacy rate %	60.0 % (619)
Female Literacy rate	23.5 % (243)
Scheduled Tribes Population %	0.0 % (0)
Scheduled Caste Population %	22.0 % (227)
Working Population %	46.7 %
Major Crops	Ragi, Foxtail Millet, Horsegram, Groundnut, Bengalgram, Redgram, Mango, Cashew, Pomegranate, Arecanut, Coconut, Chilli, Okra and Flower Crops (Chrysanthemum, Aster, Kakada and Marigold)

Shivanegere, Madhugiri (Cluster-D)

Total Area (Ha)	451.17
Non-agricultural Area (Ha)	82.68
Total irrigated Area (Ha)	96.94
Total Population	1480
Total No of Houses	354
Female Population %	49.5 % (732)
Total Literacy rate %	64.0 % (947)
Female Literacy rate	27.5 % (407)
Scheduled Tribes Population %	11.5 % (170)
Scheduled Caste Population %	14.5 % (215)
Working Population %	55.9 %
Major Crops	Ragi, Groundnut, Redgram, Maize, Kakada, Aster, Arecanut, Coconut and Animal Husbandry

Madhavarayanapalya, Pavagada (Cluster-E)

Total Area (Ha)	286.5
Non-agricultural Area (Ha)	153.2
Total irrigated Area (Ha)	96.6
Total Population	350
Total No of Houses	70
Female Population %	44.28 % (155)
Total Literacy rate %	75.0 % (262)
Female Literacy rate	40.0 % (140)
Scheduled Tribes Population %	22.85 % (80)
Scheduled Caste Population %	0.0 % (0)
Working Population %	60.0 %
Major Crops	Maize, Cotton, Chilli, Redgram, Groundnut and Tamarind

Summary of Interventions

No	Technical Interventions	Numbers
1	OFTs	4
2	FLDs	16
3	EDP	1



On Farm Testing

Summary of OFTs

Title	Strategy for DFI	Area (ha)	No. of Trials	Budget (Rs.)
1. Assessment of Mustard varieties as alternative oilseed crops (3 rd year)	Crop Diversification	0.6	3	2,700
2. Assessment of Onion varieties for Rabi (3 rd year)	Enhancement of productivity	0.6	3	12,600
3. Assessment of Drought tolerant varieties in Groundnut* (2 nd year)	Enhancement of productivity	1.2	6	12,140
4. Assessment of Different Compost cultures in composting of Areca husk (2 nd year)	Reducing the cost of cultivation	--	3	3,150
Total				18,450

* Budget will be borne by ICAR-DOGR

1. Assessment of Mustard varieties as alternative Oilseed Crops

Problem: Lack of suitable oilseed crop during Rabi season as an alternative crop

DFI Strategy: Crop diversification



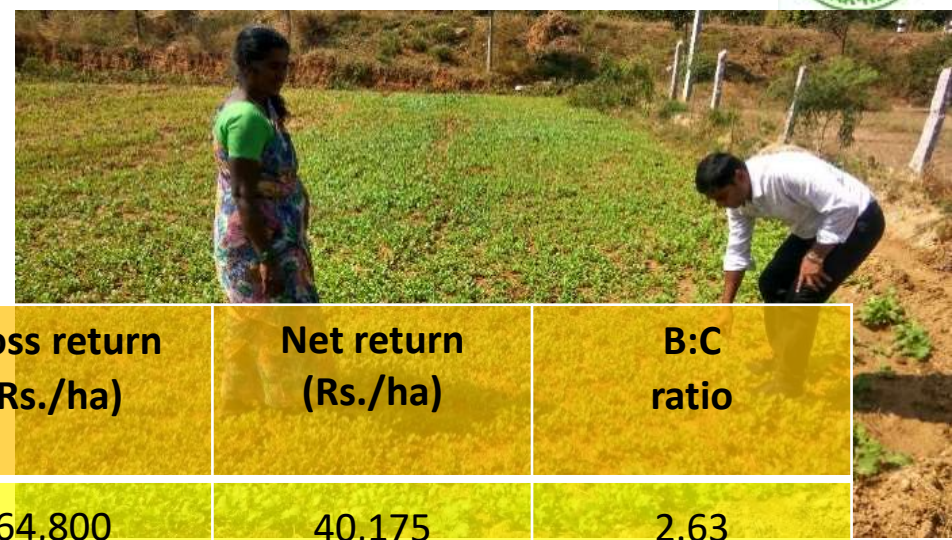
Source of Technology: IARI , New Delhi

Dist. Area	Dist. Avg. Yield	Potential Yield
-	0.8 t/ha	2.40 t/ha

Options	Technological Options
TO1	Pusa -25 Yield : 1.5t/ha, seeds contain 39.6% oil, short duration(107days)
TO2	Pusa -28 Yield: 2 t/ha, seeds contain 41.5% oil, short duration(115days)
TO3	Pusa -30 Yield : 1.84 t/ha, seeds contain 37.70 % oil, long duration(137 days)
TO4	Pusa -31 Yield : 2.37 t/ha, seeds contain 40.56% oil, long duration(144 days)



Results-2019-20



Varieties	Yield (ton/ha)	Gross cost (Rs./ha)	Gross return (Rs./ha)	Net return (Rs./ha)	B:C ratio
PUSA -25	0.81	24,625	64,800	40,175	2.63
PUSA -28	0.97	24,625	77,600	52,975	3.15
PUSA -30	1.15	24,625	92,000	67,375	3.73
PUSA -31	1.28	24,625	1,02,400	77,775	4.15





ICAR landmarks (2014-19)



Wheat: In order to economize input and water usage in wheat production, the wheat variety **HD CSW18** has been released for less water and input requirements. About 4.5 to 5 (million) ha area under wheat is late sown. The wheat variety **HD 3317** has been developed for late sowing conditions and conservation agriculture system.



To augment the pulses production and farmers income with a catch crop in between wheat and rice, the mungbean variety **IPM 205-7 (Virat)** has been developed with 50-55 days maturity with high protein content. The iron rich mungbean variety **Pusa Agati Masoor (L4717)** of 100 days duration has also been developed.



Mustard: In another milestone for addressing the unsaturated fatty acids in edible oil, **Pusa Mustard 30** (22% erucic acid) and **Pusa Mustard 31** (Double zero) have been developed to prevent atherosclerosis, a heart ailment.

Arka Rakshak and Arka Samrat: To prevent the chronic problem of leaf curl virus disease, bacterial wilt and early blight in tomato, the high yielding tomato F1 Hybrids with triple disease resistance to Tomato Leaf Curl Virus + Bacterial Wilt + Early Blight have been developed for fresh market and processing. These varieties are suitable for summer, kharif and rabi seasons.



Particulars	Budget and Parameters to be studied		
	Critical Inputs	Qty/trial	Cost / trial (Rs.)
T2: AP1	Seeds: PUSA-25	1.0 kg	225/-
T3: AP2	Seeds: PUSA-28	1.0 kg	225/-
T4: AP3	Seeds: PUSA-30	1.0 kg	225/-
T5: AP4	Seeds: PUSA-31	1.0 kg	225/-
	Total		900/-
	Grand Total for 3 trials		2,700/-

No. of trials : 03 (0.2 ha/trial)

Clusters: Tanganahalli, Baichenahalli (K), Rangapura (M)

2. Assessment of Onion varieties for Rabi

Problem:

- Non availability of Rabi varieties
- Low yield
- Poor storability

Dist. Area	Dist. Avg. Yield	Potential Yield	Avg. Village Yield
797 ha	16.01 t/ha	25 t/ha	12.8 t/ha



DFI Strategy: Enhancement of Productivity

Options	Technological Options
TO1	Arka Niketan Bulbs globular with thin neck, attractive colour, 46 cm in size. Good keeping quality. Plant matures in 145 days after transplanting. Source: IHR Bengaluru
TO2	Bhima Shakti Suitable for rabi season. Bulbs attains immediate attractive red colour after harvest. Bulbs have very good storage life up to 5-6 months. Bulbs mature in 130 days after transplanting. Source: DOG, Pune
TO3	NHRDF L-3 Red Bulbs are attractive dark red in colour. Better storage performance. Mature in 110-120 days. Source: NHRDF Hubli

Results–2019-20 (On going)

Varieties	Plant Height (cm)	No of leaves	Bulb Size (cm)	Purple blotch incidence (%)	Yield (q/ha)
Arka Niketan	41.17	5.78	54.28	12.36	226.26
Bheema Shakti	39.16	5.20	60.62	17.45	213.24
NHRDF L-3 Red	38.74	5.83	70.36	15.83	231.33





Critical Inputs

Critical inputs (per demo)	Qty./ trial	Cost (Rs.)
Seeds: Arka Niketan	1 kg	2,000/-
Seeds: Bhima Shakti	1 kg	1,200/-
Seeds: NHRDF L-3 Red	1 kg	1,000/-
Total		4,200
Cost for 3 trials		12,600

- Trials : 03 (0.6ha)
- Villages : Rangapura, Kurihalli (M)
- Scientists: Horti. SS



Parameters

- Plant Height(cm)
- No of leaves
- Bulb weight (gm)
- Purple blotch incidence(%)
- Yield (q/h)
- Economics B;C ratio

3. Assessment of Drought tolerant varieties in Groundnut

Problem: Erratic and uneven Rainfall distribution and lack of drought tolerant varieties



DFI Strategy: Enhancement of productivity

Options	Technological Options
TO1	K-6: 110 days duration, Uniform maturity, suitable for low to medium rainfall areas, tolerant to drought, high frequency of mature kernels (95%).
TO2	DGRMB-24: 105-110 days, suitable for low to medium rainfall areas, tolerant to drought,
TO3	DGRMB-32: 105-110 days, suitable for low to medium rainfall areas, tolerant to drought,
TO4	T4-TG37A: 100-105 days, suitable for low to medium rainfall areas, tolerant to drought,

Source: ICAR-Directorate of Groundnut Research, Junagadh, Gujarat

RESULTS: 2019-20

Technology options	Germination (%)	Days to Flowering	Number of Pegs	Stem rot(%)	No.of Days taken for harvesting
T- 1: K-6	91.64	78 DAS	24.64	13.60	115
T-2: DGRMB-24	92.86	82 DAS	32.38	18.64	105
T-3: DGRMB-32	93.44	83 DAS	29.64	15.61	105
T4-TG37A	91.52	78DAS	23.46	12.64	100





RESULTS: 2019-20



Technology options	Yield in Qtls/ha	% increase in yield	Straw yield Qtls/ha	Cost of cultivation(Rs.)	Gross Returns (Rs.)	Net returns (Rs.)	B C ratio
T- 1: K-6	11.20	21.87	39.44	25964	57008	31044	2.20
T-2: DGRMB-24	13.65		40.86	24658	69478.5	44820.5	2.82
T-3: DGRMB-32	13.00	16.07	38.44	24698	66170	41472	2.68
T4-TG37A	12.79	14.19	39.96	25987	65101.1	39114.1	2.51



- Villages : Rangapura(Madhugiri tq.) and Karikyathanahalli (Pavagada tq.)
- Scientists: PP & Horti

Components	Details
Area	1.2 ha
No of Trials	6
Budget	Rs.12,140

Parameters

- Germination Percentage
- Days to flowering
- Days to Harvesting
- Stem rot (%)
- Grain Yield
- Straw yield
- B:C ratio

Critical Inputs: will be borne ICAR- DOGR

4. Assessment of Different Compost cultures in composting of Areca husk

Problem:

- Unscientific disposal of Areca Husk
- Lack of Knowledge on better utilization of Areca Husk



DFI Strategy: Reducing the cost of cultivation

Options	Technological Options
TO1	Areca Husk + Cow dung slurry -Farmer practice
TO2	Areca Husk + Decomposer (1 kg/tonne) +Urea (4%)- IIHR, Hesaraghatta
TO3	Areca Husk + Decomposer (1 kg/tonne of waste)-UAS, Dharwad
TO4	Areca Husk + Waste decomposer (200 l water+ 2 kg jaggery)- NCOF, Ghaziabad

Critical Inputs

Critical inputs (per demo)	Qty./ trial	Cost (Rs.)
IIHR :Arka Decomposer	5 kg	525
UAS Dharwad : Decomposer	5 kg	400
NCOF Uttar Pradesh Decomposer	50 ml	125
Total		1050
Cost for 3 trials		3,150



Parameters

- **Trials : 03**
- **Villages : Hirehalli, Kodigehalli (T)**
- **Scientists: Agril Extn. & SS**

- No. day taken for decomposing
- Volume reduction (%)
- C: N ratio
- Economics - B:C ratio

Front Line Demonstrations

Summary of FLDs

Title	DFI Stagey	Area (ha)	No. of Trials	Budget (Rs.)
1.Enhancement of Productivity of Finger millet by drought tolerant variety ML 365	Enhancement of productivity	4	10	5,000
2.Demonstration of water saving Aerobic Paddy Paustic-9	Reducing the cost of cultivation	2	10	2,500
3. Integrated Crop Management in Arecanut	Enhancement of productivity	2	5	31,000
4.Integrated crop Management in Tomato-New	Reducing the cost of cultivation	2	5	30,850
5.Integrated Crop Management in French Bean – Arka Arjun	Enhancement of productivity	1	5	20,300
6. Integrated Crop Management in Chilli - Arka Harita	Enhancement of productivity	1	5	20,000

Title	DFI Stagey	Area (ha)	No. of Trials	Budget (Rs.)
7. Demonstration of AMC liquid and Arka Actino Plus on growth, quality and yield of Pomegranate	Reducing the cost of cultivation	1	3	37,950
8. Demonstration of Tube rose variety Arka Prajwal - New	Crop Diversification	0.4	5	30,280
9. Integrated Crop Management in Castor- DCH-17	Enhancement of productivity	2	10	--
10. Demonstration of Fodder Sorghum CoFS 29	Crop Diversification	0.4	10	7,800
11. Demonstration of Marvel Grass - Perennial Fodder <i>Dicanthium annulatum</i>	Crop Diversification	0.4	10	--
12. Demonstration of Fodder -Hybrid Napier	Crop Diversification	0.4	10	--

Title	DFI Stagey	Area (ha)	No. of Trials	Budget (Rs.)
13. Demonstration of Finger millet Variety KMR 340 for Value Addition	Value chain development & market linkage	2	10	25,000
14. Demonstration of Foxtail millet Variety DHFt 109-3 for Value Addition	-do-	2	10	25,000
15. Demonstration of Brown Top Millet for Value Addition and Market linkage - New	-do-	2	10	30,000
16. Demonstration of Arka high humidity storage box to extend shelf life of green leafy vegetables - New	-do-	--	3	30,000
	Total			2,95,680
EDP: Tamarind :Value Addition, Branding and Market linkage	-do-	-	3 SHGs	--

1. Enhancement of Productivity of Finger millet by drought tolerant var. ML- 365

Problem:

Poor soil health, low soil fertility and low yield

Dist. Area	Dist. Avg. Yield	Potential Yield	Avg. Village Yield
1.71 lakh, ha	16.5 q/ha	25.0 q/ha	12.8 q/ha

DFI Strategy: Enhancement of productivity

Technology: UAS(B)

- 105 days duration
- ML 365 Seeds 15kg /ha.
- Red gram seeds (intercrop) – 5 kg/ha
- Bio-fertilizer (AMC)-1Kg
- FYM 10 t/ha.
- RDF - 50:37:40 NPK kg/ha
- Zinc Sulphate – 12.5 kg /ha.
- Borax 10kg / ha.





Ragi	Plant height (cm)	Root length (cm)	Yield (ton/ha)	Increase in yield (%)	Gross cost (Rs/ha)	Net Return (Rs/ha)	Increase in net returns (Rs/ha)	B:C ratio
Demo	143	17.2	27.4	34.9	22,430	61,650	15,975	2.75
FP	114	15.8	20.3		21,950	45,675		2.08



Critical Inputs

Particulars	Qty per Demo
Seeds (ML -365)	10 kg
Cost per Demo (Rs.)	500
Total cost for Demonstration (Rs.)	5000



Parameters

Demos: 10 (4 ha)
 Villages: Tanganhalli (K), D,Nagenahalli (K), Rangapura (M)
 Kodigenhalli (T)
 Scientists –SS & HS

- Plant height (cm)
- No. of productive tillers/plant
- Blast severity (%)
- Yield (q/ha)
- Fodder Yield (q/ha)
- B:C ratio

Problem :

- Water scarcity
- Low income
- High cost of cultivation

Dist. Area	Dist. Avg. Yield	Potential Yield	Avg. Village Yield
9502 ha	32 q/ha	50 q/ha	22.4 q/ha

DFI Strategy: Reducing the Cost of Cultivation

Technology: UAS(B)

- Aerobic Paddy seeds - 15 kg/ha,
- FYM - 10 ton/ha,
- Biofertilizer – 0.5 kg/ha,
- RDF - 100:50:50 NPK kg/ha,
- Borax - 8 kg/ha,
- Zinc sulphate – 20 kg/ha





Paddy- Rs.15.30/kg

	Plant height (cm)	Root length (cm)	Yield (ton/ha)	Increase in yield (%)	Gross cost (Rs/ha)	Net Return (Rs/ha)	Increase in net returns (Rs/ha)	B:C ratio
Demo	137	27.3	34.1	23.5	25,850	52,173	9,945	2.07
FP	121	22.9	27.6		25,850	42,228		1.63



Critical Inputs

Particulars	Qty per Demo
Seeds	10kg
Cost per Demo (Rs.)	250
Total cost for Demonstration (Rs.)	2500



Parameters

Demos: 10 (2 ha)
Villages: Tanganahalli (K), Kodigenhalli (T)
Scientists –SS & PP

- Plant height (cm)
- No. of productive tillers/plant
- Yield (q/ha)
- Fodder Yield (q/ha)
- B:C ratio

3. Integrated Crop Management in Arecanut

Problem:

- Monocropping
- Low nutrient status and low yield
- Button shedding
- Bud rot
- wilt

Dist. Area	Dist. Avg. Yield	Potential Yield	Avg. Village Yield
34182 ha	1.0 t/ha	1.5 t/ha	0.71 t/ha

DFI Strategy: Enhancement of productivity

Technology: CPCRI, Kasargod

- FYM- 20kg per tree,
- Neem cake-2kg per tree,
- French bean (as intercrop) seeds-10kg/ acre,
- RDF-100:40:140 g per plant NPK,
- Borax-30 g per tree,
- COC- 10g per lit water,
- Hexaconazole - 3 ml per 125 ml of water per plant





Particulars	Yield (ton/ha)	Intercrop French bean Yield (ton/ha)	Ganoderma wilt incidence (%)	Gross cost (Rs./ha)	Net return (Rs./ha)	Increase in net return (Rs./ha)	B:C ratio
Demo	1.09	2.9	2	82,350	2,50,600	52,750	3.04
Farmer practice	0.94	-	4	73,750	1,97,850		2.68



Critical Inputs

Particulars	Qty per Demo
Seeds	10 kg
Borax	12 kg
COC	02 kg
Hexaconazole	2 lit
Cost per Demo (Rs.)	6200
Total cost for Demonstration (Rs.)	31,000

Demos: 05 (2 ha)

Villages: Tanganhalli (K), Kodigenahalli (T),
Shivanagere (M)

Scientists –SS & Horti



Parameters

- Nutrient status
- Areca nut yield (t/ha)
- Percent recovery of *Ganoderma* wilt
- Inter crop yield (t/ha)
- B:C ratio

4. Integrated Crop Management in Tomato-New

Problem:

- Tomato Leaf Curl Disease, Bacterial wilt, Early blight Late blight and low yield

DFI Strategy: Enhancement of productivity

Technology: IHR, Bengaluru

- Demonstration of Arka Abedh : F1 Hybrid resistant to Tomato Leaf Curl, Bacterial wilt, Early blight and Late blight , semi-determinate with dark green foliage. Fruits are firm, oblate round & medium large (90-100g). Bred for fresh market & yields 70-75 t/ha in 140-150 days.
- Bio-fertilizer –AMC application 10ml/ltr and Neem cake application(250 Kg/Ha)
- FYM 25 t/ha and RDF
- Growing of Trap crop(Marigold in the ratio of 16:1
- Installation of Yellow stick traps.
- Application of Neem cake, NPV, Neem Soap application



Critical Inputs

Particulars	Qty per Demo
Seeds	40 gms
Bio fertilizer AMC	10 Kg
Neem Cake	100Kg
Yellow sticky trap	6 Nos.
Neem Soap	5 Kgs
Cost per Demo (Rs.)	6170
Total cost for Demonstration (Rs.)	30850

Demos: 05 (2 ha)

**Villages: Kodigehalli (T) Madavarayanapalya (P)
Kumbarahalli (S), Tanganahalli (K)**

Scientists –PP, SS & Horti

Parameters

- **Plant height (cm)**
- **No. of branches**
- **Disease incidence(ELB, LLB, Leaf curl and Bacterial wilt)**
- **Pest incidence (%)**
- **Yield (q/ha)**
- **B:C ratio**

5. Demonstration of in French Bean variety -Arka Arjun

Problem:

- Low yield
- Use of local varieties
- Non use of disease (YMV) resistance varieties
- Improper Nutrient Management

Dist. Area	Dist. Avg. Yield	Potential Yield	Avg. Village Yield
250 ha	7.33 t/ha	15 t/ha	4.6 t/ha

DFI Strategy: Enhancement of productivity

Technology: IIHR (B)

- Arka Arjun (YMV resistant, bush type, pods round and string less)
- FYM – 25 tons /ha, RDF : 63:100:75 NPK kg/ha
- AMC : Drenching @ 20g /lit (10 DAS)
- Vegetable Special- 2gm /lit at starts at flower initiation stage and regular 15 days interval
- Neem soap : @ 7 g/lit





Particulars	Yield (ton/ha)	No of pods/plant	YMV incidence (%)	Gross cost (Rs./ha)	Net return (Rs./ha)	Increase in net return (Rs./ha)	B:C ratio
Demo	7.65	34.30	3.94	36450	116548	27498	4.19
Farmer practice	6.32	28.40	26.36	37980	89050		3.32



Critical Inputs

Particulars	Qty per Demo
Seeds	8 kg
Bio fertilizer AMC	6 Kg
Vegetable special	2 Kg
Neem Soap	2Kg
Cost per Demo (Rs.)	4060
Total cost for Demonstration (Rs.)	20,300

Demos: 05 (1 ha)

Villages: Kodigehalli (T), Tanganahalli,
Baichenahalli (K), Rangapura (M)

Scientists –Horti, SS ,PP



Parameters

- Plant Height (cm)
- Pod length (cm)
- Weight (g)
- No. of pods /plant
- Yield (t/ha)
- Mosaic Diseases incidence (%)
- B:C ratio

Problem:

- Low yield, Local varieties
- Imbalanced nutrition
- Disease incidence—Mosaic virus
- Powdery mildew

Dist. Area	Dist. Avg. Yield	Potential Yield	Avg. Village Yield
1393 ha	14.01 t/ha	20 t/ha	12.4 t/ha

DFI Strategy: Enhancement of productivity

Technology: IIHR (B)

- Arka Harita -F1 hybrid- Green and turn red on maturity, tolerant to powdery mildew and CMV duration 180 days.
- FYM – 20 tons /ha,
- RDF : 150:75:75 NPK kg/ha
- AMC: Drenching and Spraying @ 10ml /lit (Protray and after transplanting with interval of 15 days)-
- Vegetable Special- 3gm /lit at starts at flower initiation stage and regular 15 days interval
- Yellow sticky traps @ 25 sheets /ha
- Neem Soap @7 gm /lit





Particulars	Yield (ton/ha)	No of Fruits/plant	Leaf curl incidence (%)	Gross cost (Rs./ha)	Net return (Rs./ha)	Increase in net return (Rs./ha)	B:C ratio
Demo	22.49	188.70	16.24	57940	211940	54860	4.65
Farmer practice	17.27	168.72	34.28	55920	157080		3.80



Critical Inputs

Particulars	Qty per Demo
Seeds	30 gms
Bio fertilizer AMC	1 lit
Yellow Sticky traps	10 Nos.
Vegetable special	2 Kg
Neem Soap	2Kg
Cost per Demo (Rs.)	2000
Total cost for Demonstration (Rs.)	20,000

Demos: 05 (1ha)

Villages: Venkatapura(P) Kumbarahalli (S),
Rangapura(M), Kodigenahlli (T)

Scientists –Horti SS & PP



Parameters

- Plant height(cm)
- No of fruits /plant
- Fruit weight (g)
- Mosaic Incidence (%)
- Yield (t/ha)
- B:C ratio

7. Demonstration of AMC liquid and Arka Actino Plus on growth, quality and yield of Pomegranate

Problem:

- Low nutrient use efficiency & soil fertility
- Severe incidence of blight and wilt
- lower yield

Dist. Area	Dist. Avg. Yield	Potential Yield	Avg. Village Yield
3800 ha	7 t/ha	13 t/ha	5.3 t/ha

DFI Strategy: Reducing the cost of cultivation

Technology: IIHR (B)

- FYM – 40 kg /tree,
- RDF : 400:200:200 g/tree NPK, foliar micronutrients mixture
- AMC liquid: 10 ml / 1 lit of water spraying after bud initiation at 15 days interval
- ACT : 20 g / lit of water and 3 lit of the mixture is applied to the root zone
- Neem soap: 7 g/ lit spraying to tree for sucking pest
- Pheromone traps : 8 Nos. / acre for fruit flies



Results 2019-20

Pomegranate	Blight incidence (%)			Wilt incidence (%)	Yield (Ton/ha)	Increase in yield (%)	Gross cost (Rs/ha)	Gross Return (Rs/ha)	Net Return (Rs/ha)	B:C ratio
	Leaf	Root	Fruit							
AMC + ACT	17.7	14.7	5.8	1.6	9.6	18.5	93,150	6,72,000	5,78,850	7.2
Farmer Practice	61.2	46.5	26.6	7.3	8.1		1,46,400	5,26,500	3,80,100	3.4

AMC treated fruits: Rs.70/kg
Farmers practice: Rs.65/kg



Critical Inputs

Critical Inputs			
Particulars	Qty. per Demonstration	Cost per Demonstration (Rs.)	Total cost of Demonstration (Rs.)
AMC liquid	35 lit	12,650	37,950
ACT	15 kg		
Neem soap	5 kg		
Pheromone traps	8 Nos.		
	Total		



Parameters

- Plant height(cm)
- No of fruits /plant
- Mosaic Incidence (%)
- Yield (t/ha)
- B:C ratio

Demos: 3 (1ha)

Villages: Venkatapura (P), Kumbarahalli (S)

Scientists –SS, Horti & PP



8. Demonstration of Tube rose variety Arka Prajwal- New

Problem:

- Small size flowers
- Less shelf life (days)
- Low yield

Dist. Area	Dist. Avg. Yield	Potential Yield	Avg. Village Yield
20 ha	6.0 t/ha	12 t/ha	3.8 t/ha

DFI Strategy: Enhancement of productivity

Technology: IIHR (B)

Arka Prajwal: bears single type flowers on tall, sturdy spikes. The flower buds are slightly pinkish in colour while the flowers are white. 8 days vase life

- Each plant produces about 40 flowers.
- RDF : 100:50:50 NPK kg/ha
- AMC : Drenching @ 20gm /lit (25 DAT)
- Neem soap : @ 7 g/lit



Critical Inputs

Particulars	Qty per Demo
Seeds bulbs	6000 Nos (40 kg)
Bio fertilizer AMC	2 Kg
Cost per Demo (Rs.)	5840
Total cost for Demonstration (Rs.)	30,280



Parameters

- Plant Height (cm)
- No. of Flowers/plant
- Vase life (days)
- Yield (t/ha)
- B:C ratio

Demos: 05 (0.4 ha)

Villages: Kodigehalli (T), Venkatapura(P),
Rangapura (M)

Scientists –Horti, SS ,PP

9. Demonstration of Castor variety DCH-177

Problem:

- Local variety
- Low oil content
- Less yield

Dist. Area	Dist. Avg. Yield	Potential Yield	Avg. Village Yield
2947 Ha	12.85 q/Ha	25 q/Ha	16 q/Ha

DFI Strategy: Enhancement of productivity

Technology: IOR, Hyderabad

- DCH-177 – Matures in 90-160 days, 25-30 q/ha yield
- Resistant to Rust and whitefly
- Oil content – 49%
- Seeds 12.5kg/ha.
- FYM 5 t/ha.
- RDF 37.5:37.5:25 NPK kg/ha.



Particulars	Qty per Demo
Seeds	5 Kg
Cost per Demo (Rs.)	2,000
Total cost for Demonstration (Rs.)	50,000



Parameters

Demos: 10 (2ha)
Villages: Kodigehalli (T) Madavarayanapalya (P)
Kumbarahalli (S), Tanganahalli (K)
Scientists –PP SS & Horti

- Plant Height (Cm)
- No. of branches
- No. of bunches
- Yield (q/ha)
- B:C ratio

10. Demonstration of Fodder Sorghum CoFS 29

Problem

- Non availability of suitable fodder crop of higher yield

DFI Strategy: Crop Diversification

Technology: TNAU

- Fodder Sorghum CoFS 29
- 5-6 cuts/year (60 days interval)
- Succulent leaves and stem
- High protein (8.41%)
- Green fodder yield – 170 t/ha
- Less Crude fiber (34%)
- Seeds – 10kg
- AMC –20 kg



Critical Inputs

Particulars	Qty per Demo
Seeds	1 Kg
Bio fertilizers AMC	2 Kg
Cost per Demo (Rs.)	780
Total cost for Demonstration (Rs.)	7,800



Demos: 10 (0.4 ha)

Villages: Kodigehalli (T) Madavarayanapalya (P)
Kumbarahalli (S), Shivanagere (M)
Tanganahalli (K)

Scientists –Agril. Extn. SS, PP & Horti

Parameters

- No. of tillers /hill
- Yield t/ha
- Milk yield liters /day
(Before/After)

11. Demonstration of Marvel Grass - Perennial Fodder *Dicanthium annulatum*

Problem

- Non availability of suitable fodder crop of higher yield

DFI Strategy: Crop Diversification

**Technology: MPKV Rahuri/NIANP,
Bengaluru**

- Fodder Marvel Grass
- Densely tufted grass with erect clumps upto 3 ft high (25-30 t/ha yield)
- Perennial multicut variety
- 440 q/ha – yield potential (Green forage)
- Root Slips 2000



Critical Inputs

Particulars	Qty per Demo
Root Slips	200 Nos.
Cost per Demo (Rs.)	-
Total cost for Demonstration (Rs.)	-



Demos: 10 (0.4 ha)

**Villages: Kodigehalli (T) Madavarayanapalya (P)
Kumbarahalli (S), Shivanagere (M)
Tanganahalli (K)**

Scientists –Agril. Extn. SS, PP & Horti

Parameters

- No. of tillers /hill
- Yield t/ha
- Milk yield liters /day
(Before/After)

12. Demonstration of Fodder-Hybrid Napier

Problem

- Non availability of suitable fodder crop of higher yield



DFI Strategy: Crop Diversification

Technology: NIANP, Bengaluru

- Demonstration of Fodder Hybrid Napier (Pakchong 1 from Thailand)
- Harvesting interval short even in winter
- Above 300 t/ha yield
- High protein content – 4-18%
- Stem cuttings -400

Critical Inputs

Particulars	Qty per Demo
Stem cuttings	40 Nos.
Cost per Demo (Rs.)	-
Total cost for Demonstration (Rs.)	-



Parameters

Demos: 10 (0.4 ha)
Villages: Kodigehalli (T) Madavarayanapalya (P)
Kumbarahalli (S), Shivanagere (M)
Tanganahalli (K)
Scientists –Agril. Extn. SS, PP & Horti

- No. of tillers /hill
- Yield t/ha
- Milk yield liters /day
(Before/After)

13. Demonstration of Finger millet Variety KMR-340 for Value Addition

Problem:

- Less acceptability of value added products from existing varieties due to brown colour

DFI Strategy: Value chain development and market linkage

Technology: UAS.(B)

- Demonstration of Finger millet Variety KMR 340 for Value Addition
- Seeds -12.5kg /ha.
- FYM 10 t/ha.
- Zinc Sulphate – 12.5 kg /ha.
- Borax 10kg / ha.

Dist. Area	Dist. Avg. Yield	Potential Yield
1.87 lakh, ha	16.5 q/ha	25.0 q/ha



KMR 340 seeds

Critical Inputs

Particulars	Qty. per Demo
Seeds (ML -365)	5 kg
Packing materials	5 Kg
Labels	200 Nos.
Cost per Demo (Rs.)	2,500
Total cost for Demonstration (Rs.)	25,000

Demos: 10 (2 ha)

Villages: Kumbarahalli (S), Tanganahalli (K) ,
Kodigehalli (T) Rangapura (M)

Scientists – HS, SS



Parameters

- Yield parameters
- Economics
- BCR
- Consumer Acceptability & Market linkage

14. Demonstration of Foxtail millet Variety DHFt 109-3 for Value Addition

Problem:

- Reduction in area under minor millets due to lack of knowledge on nutritional value and non availability of processing units and lack of knowledge on value addition

DFI Strategy: Value chain development and market linkage

Technology:UAS.(D)

- Demonstration of Foxtail millet Variety DHFt 109-3 for Value Addition
- Seeds 10kg/ha.
- FYM 6.25 t/ha.
- RDF 40:40:0 NPK kg/ha.

Dist. Area	Dist. Avg. Yield	Potential Yield
4362 ha	6 q/ha	16 q/ha



Critical Inputs

Particulars	Qty. per Demo
Seeds	5 kg
Packing material	5 Kg
Labels	200 Nos.
Cost per Demo (Rs.)	2500
Total cost for Demonstration (Rs.)	25000

Demos: 10 (2 ha)

Villages: Kumbarahalli (S), Tanganahalli (K) ,
Kodigehalli (T). Rangapura (M)

Scientists – HS, SS



Parameters

- Yield parameters
- Economics
- BCR
- Consumer Acceptability
- Market linkage

15. Demonstration of Brown Top Millet for Value Addition and Market linkage - New

Problem:

- Less price for the crop and lack of knowledge on value addition

DFI Strategy: Value chain development and market linkage

Technology: Local (Indigenous)

- Demonstration of Brown top millet for Value Addition
- Seeds 10 kg/ha.
- FYM 6.25 t/ha.
- RDF 40:40:0 NPK kg/ha.



Critical Inputs

Particulars	Qty. per Demo
Seeds Local	5 kg
Packing material	5 Kg
Labels	200 Nos.
Cost per Demo (Rs.)	3,000
Total cost for Demonstration (Rs.)	30,000



Parameters

Demos: 10 (2 ha)
 Villages: Kumbarahalli (S), Rangapura (M)
 Tanganahalli (K)
 Scientists – HS, SS

- Yield parameters
- Economics
- BCR
- Consumer Acceptability
- Market linkage

16. Demonstration of Arka high humidity storage box to extend shelf life of green leafy vegetables - New

Problem:

- poor shelf life, less market price

Area under cultivation (leafy veg): 65 ha



Technology: IHR, Bengaluru

Arka High Humidity Storage Box to extend shelf life of green leafy vegetables

Budget

Critical Inputs	Qty. per Demo
Arka High Humidity storage box	1 No
Cost per Demo (Rs.)	10,000
Total cost for Demonstration (Rs.)	30,000



Parameters

Demos: 3 Nos

Villages: Kumbarahalli (S), Rangapura (M)
Tanganahalli (K)

Scientists – HS, Horti

- Spoilage (%)
- Physiological loss in weight(%)
- Economics

EDP: Tamarind: Value Addition, Branding and Market linkage

Problem:

- Lack of knowledge on processing and value addition, low income

Dist. Area	Dist. Avg. Yield	Potential Yield
3310 ha	4.4 t/ha	5.34 t/ha

DFI Strategy: Value chain development and market linkage



Technology: IIHR (B)

Demonstration on preparation of value added products (tamarind powder, tamarind thokku and tamarind Lollipop)



Parameters

Demos: 03
Villages: Kumbarahalli (S), Tanganahalli(K)
Kodigenahalli (T)
Scientists – HS, Horti & SS

- Quantity of different value added products
- BCR
- consumer acceptability
- Income



1. Demonstration of Redgram variety BRG-5 under NFSM



Problem:

- Local variety
- Sterility Mosaic Virus
- Less yield

Dist. Area	Dist. Avg. Yield	Potential Yield	Avg. Village Yield
16796 ha	4.22 q/ha	12.5 q/ha	3.65 t/ha

DFI Strategy: Enhancement of productivity

Technology: UAS (B)

- Indeterminate, semi spreading, resistant to wilt and moderately resistant to SMV, 160-170 days duration, 10-12 q/ha yield
- Seeds 12.5kg/ha.
- FYM 5 t/ha.
- RDF 37.5:37.5:25 NPK kg/ha.



Critical Inputs- Borne by NFSM-Redgram

Particulars	Qty per Demo
Seeds	5 Kg
Cost per Demo (Rs.)	12000/ha
Total cost for Demonstration (Rs.)	30 ha X 9000 2,70,000=00



Parameters

Demos: 75 (30ha)
 Villages: Urdigere(T) H.B.Halli (P) ,Badavahalli(M)
 Kumbarahalli (S), Tanganahalli (K)
 Scientists –PP, SS & Horti

- Plant Height (Cm)
- No. of branches
- No. of bunches
- Yield (q/ha)
- B:C ratio



Critical Inputs- Borne by NMOOP scheme



Parameters

Particulars	Qty per Demo
Seeds	40 Kg
Cost per Demo (Rs.)	12000/ha
Total cost for Demonstration (Rs.)	50 ha X 12000 6,00,000=00

- Germination Percentage
- Days to flowering
- Days to Harvesting
- Stem rot (%)
- Grain Yield
- Straw yield
- B:C ratio

Demos: 75 (30ha)
 Villages: Urdigere(T) H.B.Halli (P) ,Badavahalli(M)
 Kumbarahalli (S), Tanganahalli (K)
 Scientists –PP, SS & Horti

Demonstration on Nutri gardens for Nutrition security to the farm families

Problem:

- Lack of knowledge on establishment of nutrition garden, lack of awareness about nutritious food, non-utilization of resources-Water, Space & organic waste

DFI Strategy: Value chain development and market linkage



Technology: UAS ,Bengaluru

- Demonstration on Establishment of scientific Nutrition Garden

Critical Inputs

Budget	
Particulars	Qty. per Demo
Vegetable seed kit	1 No
Vegetable special	0.5 kg
AMC liquid	1 lt
Neem soap	0.5 kg
Saplings(Drumstick,papaya,Lime,Chakramuni, Curry leaf, Banana)	Each one
Cost per Demo (Rs.)	1,000
Total cost for Demonstration (Rs.)	30,000

Demos: 30

**Villages: Kumbarahalli (S), Tanganahalli (K) ,
Rangapura (M)**

Scientists – HS, Horti & SS

Parameters

- Yield of vegetables (Kg)
- Average Vegetable production per month (Kg)
- Savings(Rs)
- vegetables adequacy %
- Daily availability (gm)

Trainings



Abstract of Training programmes planned for the year 2020-21

Particulars	Numbers
Training for Farmers/ Farm Women	36
Training for Rural Youth	06
Trainings for Extension Personnel	07
Vocational trainings	01
Sponsored trainings	01
Total	51

Sl.No.	Training Course Title	No. of Courses	Expected No. of participants
1	ICM in Vegetables	1	30
2	Improved production technology for red gram	2	60
3	Integrated Crop Management in Groundnut	1	30
4	Good Agricultural practices in Ragi	1	30
5	Good Agricultural practices in Aerobic Paddy	1	30
6	GAP and Value Addition in Foxtail Millet	1	30
7	IPDM in Chickpea	1	30
8	Precision farming	1	30
9	Good Agricultural practices in Arecanut	1	30



Training for Farmers/ Farm Women during 2020-21



Sl.No.	Training Course Title	No. of Courses	Expected No. of participants
10	Advanced Production practices of Commercial flowers	1	30
11	Advanced Production practices in Dry land horticulture	2	60
12	Advanced Production practices in Chilli	1	30
13	Good Agricultural practices in Aromatic crops	1	30
14	Good Agricultural practices in Banana	1	30
15	Good Agricultural practices in Betelvine	1	30
16	IPDM in Cashew	1	30
17	Recent technologies in forage crops	1	30
18	Hygienic practices for Disease free environment in livestock management	1	30
19	Production and Post-harvest technologies in Jasmine	1	25

Sl.No.	Training Course Title	No. of Courses	Expected No. of participants
20	Tamarind processing and value addition	1	30
21	Processing and value addition in Minor millets	1	30
22	Processing and Value addition in Ragi	1	30
23	Technologies for Extended storage life of leafy vegetables	1	20
24	IPDM in Arecanut	1	30
25	IPDM in Mango	1	30
23	Pest & Disease management in Pomegranate	1	30
27	IPDM in Bhendi	1	30
28	IPDM in Maize	1	30

Training for Farmers/ Farm Women during 2020-21

Sl.No.	Training Course Title	No. of Courses	Expected No. of participants
29	IPDM in Cotton	1	30
30	Production of vermin composting	1	30
31	ICM in Pomegranate	1	30
32	Organic farming in horticulture crops	1	30
33	Importance of Soil & water testing & Organic Farming	1	30
34	Processing & value addition in Horticultural Crops	1	30
35	Processing & value addition in minor millets	1	30
36	Tree Mulberry Management	1	30

Training for Rural Youth during 2020-21

Sl.No.	Training Course Title	No. of Courses	Expected No. of participants	Names of the team members involved
1	FOCT in coconut (ASCI)	1	20	Prashanth J.M. P R Ramesh K.N.Jagadish
2	Soil & Water testing methodologies (ASCI)	1	20	P R Ramesh Prashanth J.M. B.H.Gouda
3	Processing & Value Addition to Ragi	2	50	Radha.Banakar, P.R.Ramesh
4	Mushroom production and Value addition	5	150	N.Loganandhan Radha.Banakar, P.R.Ramesh
5	Tree based farming system in Agri. Silvi – Horti.	1	30	N.Loganandhan J M Prashanth K N Jagadish
6	Honey bee rearing	6	250	N.Loganandhan K.N.Jagadish Prashanth JM

Training for Extension Personnel during 2020-21

Sl. No.	Training Course Title	No. of Courses	Expected No. of participants
1.	Advanced production technologies in agricultural crops	1	30
2.	Health & Nutrition for adolescent girls and women	1	20
3.	IGA for SHG groups	1	20
4.	EDP skills and group dynamics for better performance of FPOs	1	30
5.	Organic practices in Horticultural crops	1	20
6.	IPDM in Coconut	1	20
7.	IPDM in Pomegranate	1	20

Vocational Trainings during 2020-21

Sl.No.	Training title	No. of programmes and Duration (days)	Expected No. of participants
1	Propagation Techniques in Fruit Crops	1(5)	20

Sponsored Trainings during 2020-21

Sl. No.	Training title	No. of programmes and Duration (days)	Expected No. of participants
1	Nutrition garden for farm house holds	3 (1)	120

Other Programmes 2020-21

Sl. No.	Title	No. of programmes and Duration (days)	Expected No. of participants
1	Technology Week	1(Five)	30 Per day
2	Medicinal Plants: Farmers Cum Scientists interface	1(One)	30

Sl. No.	Title	No. of programmes	Expected No. of personnel
1	Mushroom on Wheel	1	20
2	Horticulture Crop Information System	1	20
3	Namma Halli Radio	1	20
4	Nutri-garden Demo for families	30	30

Extension Activities

Sl.No.	Extension activity	No. of activities	Targeted number of participants	Names of the team members involved
12.1	Advisory services	130	845	KVK Team
12.2	Diagnostic visits	40	140	KVK Team
12.3	Field days	8	450	KVK Team
12.4	Group discussions	05	550	KVK Team
12.5	Kisan gosthies	1	2000	KVK Team
12.6	Film shows	2	260	KVK Team
12.7	Self -Help Groups (SHGs) meetings	5	350	KVK Team
12.8	Kisan Melas	1	100000	KVK Team
12.9	Exhibitions	10	2000	KVK Team
12.10	Scientists' visit to farmers fields	25	260	KVK Team
12.11	Plant/soil health/animal health camps	-	-	-
12.12	Farm science club meetings	-	-	-
12.13	Ex-trainees sammelans (Meetings)	-	-	-
12.14	Farmers' seminars/workshops	1	250	KVK Team

Extension Activities

Sl.No.	Extension activity	No. of activities	Targeted number of participants	Names of the team members involved
12.15	Method demonstrations	25	1325	KVK Team
12.16	Celebration of important days	05	350	KVK Team
12.17	Special day celebrations	-	-	-
12.18	Exposure visits	1	20	KVK Team
12.19	Technology week celebration	1	200	KVK Team
12.20	Farmers Field School (FFS)	-	-	-
12.21	Farm innovators meet	1	200	KVK Team
12.22	Awareness programmes	1	200	KVK Team
12.23	Pre-kharif campaign	-	-	-
12.24	Pre-rabi/summer campaign	-	-	-
12.25	Others, pl. specify	-	-	-



Technological Products



Seeds and Planting Materials



Name of the product	Quantity planned to be produced during 2020-21 (q)	Number planned to be produced during 2020-21	Names of the team members involved
IHR Vegetable varieties	6		SMS (Horti) SMS (SS) SMS (PP) SMS (HS)
Ragi	6		
Fox tail millet	2		
Redgram- BRG5	2		
Mushroom Spawn	5		
Vegetable Seed Kit	-	2000	
Browntop Millet	2		
Mango		8000	SMS (Horti)
Guava		6000	
Tamarind		1000	
Lime		1000	
Amla		1000	
Arecanut Seed nuts		30000	
Arecanut seedlings		2500	
Arecanut sprouts		35000	
Other crop seedlings		2000	
Mango seedlings /rootstocks		20000	
Guava seedlings /rootstock		30000	

Bio-products and Livestock

Name of the product	Quantity planned to be produced during 2020-21 (q)	Number planned to be produced during 2020-21	Names of the team members involved
Fruit fly traps and Lures	-	5,000	SMS (SS) SMS (PP)
Neem Soap	30		SMS (PP) SMS (SS)
Pongamia Soap	10		SMS (PP) SMS (SS)
Arka Microbial Consortium	20 (Powder) 2000 litres (Liquid)		SMS (SS) SMS (PP)
Sealer cum Healer	10		SMS (PP) SMS (SS)
Sheep		4	SMS (SS) SMS (PP)

Micro-nutrients & Other Products

Name of the product	Quantity planned to be produced during 2020-21 (q)	Number planned to be produced during 2020-21	Names of the team members involved
Banana Special	50		SMS (SS)
Vegetable Special	50		
Mango Special	25		
Citrus Special	15		
Amla Squash	500 Litres		SMS (HS)
Amla candy	1		
Ragi malt	1		

Activities of SWTL

Sl.No.	Type of samples	No.of samples to be analyzed	Names of the team members involved
16.1	Soil test using analytical lab	2,000	SMS (SS)
16.2	Soiltest using mobile analysis kit	-	SMS (SS)
16.3	Water	1,000	SMS (SS)
16.4	Plant	50	SMS (SS)
16.5	Others, pl. specify		

Additional Activities Planned

Sl. No.	Name of the agency / scheme	Name of activity	Technical programme with quantification	Financial outlay (Rs.)	Names of the team members involved
14.1	CRIDA, Hyderabad	Technology demonstration component -NICRA	<ul style="list-style-type: none"> • Farm ponds -5 Nos. • Institutional arrangements- 2 • Crop production -80 ha • Dry land Horticulture -5 ha • Trench cum bunding -10 ha 	10 Lakhs	All SMS



Expected Budget for the year 2020



Sl.No.	Details	Budget Estimate (Rs. in Lakhs)
A.	Recurring Contingencies	
1	Pay & Allowances	190.00
2	Travelling Allowances	2.00
3	Contingencies	
a	Stationery, telephone, postage and other expenditure on office running, publication of Newsletter	6.00
b	POL, repair of vehicles, tractor and equipments	4.50
c	Food/refreshment for trainees (@Rs.75/day/trainee for residential and @ Rs.40/day/trainee for non-residential trainings)	1.75
d	Training material (need based materials and equipments for conducting the training)	0.50
e	Frontline demonstration (excluding NFSM & NMOOP)	2.95
f	On farm testing (on need based, location specific and newly generated information in the major production systems of the area)	0.18
g	Integrated Farming System (IFS)	0.00
h	Training of extension functionaries	0.25
i	Extension Activities	1.00

Expected Budget for the year 2020

Sl.No.	Details	Budget Estimate (Rs. in Lakhs)
j	Farmers' Field School	0.00
k	EDP/ Innovative Activities	0.30
l	Soil & Water Testing & Issue of Soil Health Cards	0.25
m	Display Boards	0.30
n	Nutri-garden demo	0.30
o	Maintenance of building	5.0
p	Library (Purchase of Journal, Periodicals, News Paper and Magazines)	0.05
	TOTAL (A)	215.28
B.	Non-recurring contingencies	
1	Equipments and Furniture	2.00
a	Office Automation	0.00
2	Works	10.00
3	Vehicle (Mini -tiller)	0.00
4	Library	1.00
	TOTAL (B)	13.00
	GRAND TOTAL (A+B)	228.28

Thank You!!

